redi®

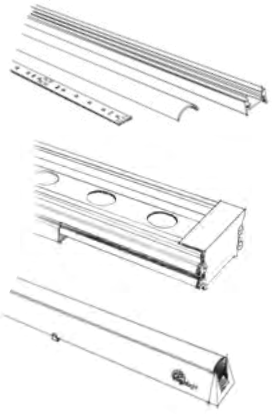

Technical Product Catalog

Accessories/ Aksesuarlar



Osram OT Dali

Osram OT Dali

LED Dimmer

Touch Panel

RGB DMX Controller

RGB
IP40 Connection Socket
Bağlantı Soketi

RGB
IP68 Connection Socket
Bağlantı Soketi

IP68 Connect Socket
Bağlantı Soketi

IP68 Connection Socket
Bağlantı Soketi

IP68 Connection Socket
Bağlantı Soketi

IP40 Connection Socket
Bağlantı Soketi

IP67 Hihlinear Socket
Bağlantı Soketi

IP40 Junction Box
Buat Kutusu

IP67 Junction Box
Buat Kutusu

IP68 Junction Box
Buat Kutusu

IP68 Junction Box
Buat Kutusu

IP68 Junction Box
Buat Kutusu

IP68 Junction Box
Buat Kutusu

Rectangular Stalactite
Rozans

Conical Stalactite
Rozans

45° Junction
Klips

Standard Junction
Klips

Metal Key Box
Anahtar Kasası

Spot Ring Mountin Pulley
xx

IP68 Junction Box
Buat Kutusu

DMX512 Series
LED Controller

Mounted LED Controller

IP68 LED Driver

IP20 LED Driver

STEEL HANGER

INDEX

ALÜMİNYUM LED PROFİL SURFACE MOUNTED

111-**25**

5018-**37**

5010-**26**

5019-**39**


5011-**27**

5020-**41**

5012-**29**

5021-**43**

5013-**31**

5023-**47**

5014-**33**

1211-**48**

5016-**35**

1213-**49**

ESNEK ŞERİT LED CLEAR FLEX LED

1610-**53**

1612-**54**

1613-**55**

6015-**57**

8156-**59**

38-172

DIŞ CEPHE LED PROFİL WALLWASHER

1212-**62**

1010-**63**

6468-**65**

1012-**67**

1013-**69**

ANKASTRE LED CEILING RECESSED

1410-**72**

5111-**73**

5110-**74**

5112-**75**

5113-**76**

5114-**77**

ZEMİN LED PROFİL INGROUND

1110-**80**


1111-1112-**81**


1113-**82**

1410-**83**

1310-**84**

1311-**85**

ALÜMİNYUM PROFİL SARKIT PENDANT

211-**87**

5210-**88**

5211-**89**

5212-**90**

5213-**91**

5214-**92**

5215-**93**

LED INDOOR AND OUTDOOR LUMINAIRES

redi® Kapego

172-227

228-255

256-272

273-280



281-282



285-290



291-296



297-302

303-316

317-324

325-338

339-344

345-353



352-361



362-381



382-400

Sivil Havacılık Akademisi-İstanbul

HIGHLINEAR

ALÜMİNYUM LED PROFİL

Code	Kelvin	Lenght	W	W/m	Lumen
111.001	2700K	600mm	3W	5W/m	116lm
111.002	2700K	1200mm	6W	5W/m	247lm
111.003	2700K	1800mm	9W	5W/m	343lm
112.001	2700K	600mm	7,2W	12W/m	297lm
112.002	2700K	1200mm	14,4W	12W/m	652lm
112.003	2700K	1800mm	21,6W	12W/m	893lm
121.001	4000K	600mm	3W	5W/m	128lm
121.002	4000K	1200mm	6W	5W/m	283lm
121.003	4000K	1800mm	9W	5W/m	399lm
122.001	4000K	600mm	7,2W	12W/m	334lm
122.002	4000K	1200mm	14,4W	12W/m	692lm
122.003	4000K	1800mm	21,6W	12W/m	985lm
111.013	RGB	600mm	7,2W	12W/m	334lm
111.013	RGB	1200mm	14,4W	12W/m	692lm
111.013	RGB	1800mm	21,4W	12W/m	985lm

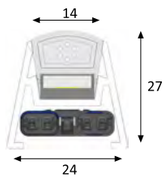

111-001 2700K-5W-600

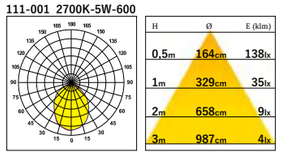

H	Ø	E (klm)
0,5m	164cm	138lx
1m	329cm	35lx
2m	658cm	9lx
3m	987cm	4lx

112-001 2700K-12W-600

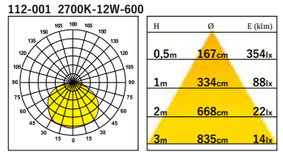

H	Ø	E (klm)
0,5m	167cm	354lx
1m	334cm	88lx
2m	668cm	22lx
3m	835cm	14lx

121-001 4000K-5W-600

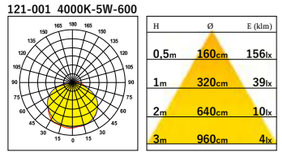

H	Ø	E (klm)
0,5m	160cm	156lx
1m	320cm	39lx
2m	640cm	10lx
3m	960cm	4lx

122-001 4000K-12W-600

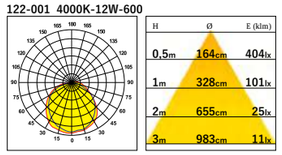

H	Ø	E (klm)
0,5m	164cm	404lx
1m	328cm	101lx
2m	655cm	25lx
3m	983cm	11lx

111-002 2700K-5W-1200

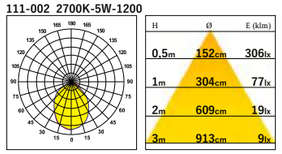

H	Ø	E (klm)
0,5m	152cm	306lx
1m	304cm	77lx
2m	609cm	19lx
3m	913cm	9lx

112-002 2700K-12W-1200

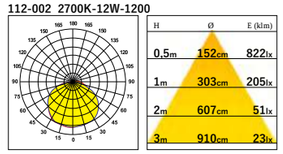

H	Ø	E (klm)
0,5m	152cm	822lx
1m	303cm	205lx
2m	607cm	51lx
3m	910cm	23lx

121-002 4000K-5W-1200

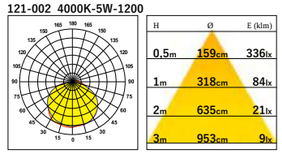

H	Ø	E (klm)
0,5m	159cm	336lx
1m	318cm	84lx
2m	635cm	21lx
3m	953cm	9lx

122-002 4000K-12W-1200

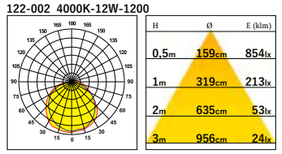

H	Ø	E (klm)
0,5m	159cm	854lx
1m	319cm	213lx
2m	635cm	53lx
3m	956cm	24lx

111-003 2700K-5W-1800

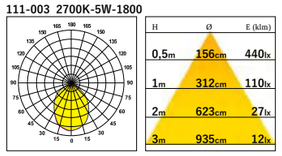

H	Ø	E (klm)
0,5m	156cm	440lx
1m	312cm	110lx
2m	623cm	27lx
3m	935cm	12lx

112-003 2700K-12W-1800

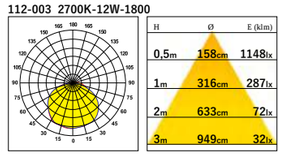

H	Ø	E (klm)
0,5m	158cm	1148lx
1m	316cm	287lx
2m	633cm	72lx
3m	949cm	32lx

121-002 4000K-5W-1800

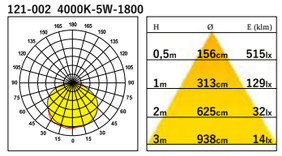

H	Ø	E (klm)
0,5m	156cm	515lx
1m	313cm	129lx
2m	625cm	32lx
3m	938cm	14lx

122-003 4000K-12W-1800

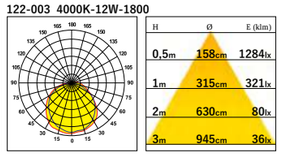

H	Ø	E (klm)
0,5m	158cm	1284lx
1m	315cm	321lx
2m	630cm	80lx
3m	945cm	36lx

RK-3000

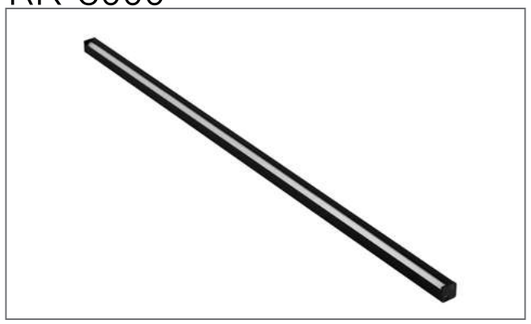

SURFACE MOUNTED 01

ALÜMİNYUM LED PROFİL

Plexi cover,
Aluminum
anodized body,
IP40,
SMD LED,
140° ligh output.

Pleksi kapak,
Alüminyum
eloksal gövde,
IP40,
SMD LED,
140° ışık çıkışı.

Code	LED	Output	W	Min.Cutting
5010.158.10	158 LED	24Vdc	10W	45mm
5010.12.12	12 LED	12Vdc	12W	31mm

Kelvin (K)	IP
2700K	IP40
3000K	
4000K	
5000K	
6000K	
RED	
GREEN	
BLUE	
AMBER	
CUSTOM	

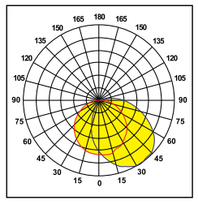

H	Ø	E (klm)
1m	230cm	20lx
2m	460cm	5lx
3m	690cm	2lx
4m	920cm	1lx

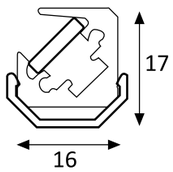

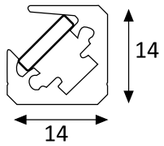

Osram OT Dali

IP40 Connection Socket
Bağlantı Soketi

RK-1000

SURFACE MOUNTED 02

ALÜMİNYUM LED PROFİL

Polycarbonate cover,
Aluminum
anodized body,
24Vdc input,
IP40,
SMD LED,
150° light output.

Polikarbon kapak,
Alüminyum
eloksal gövde,
24Vdc giriş,
IP40,
SMD LED,
150° ışık çıkışı.

Code	LED	W	Min.Cutting
5011.60.6	60 LED	6W	100mm
5011.72.8	72 LED	8W	83mm
5011.120.12	120 LED	12W	83mm

Kelvin (K)	IP
2700K	IP40
3000K	
4000K	
5000K	
6000K	
RED	
GREEN	
BLUE	
AMBER	
CUSTOM	

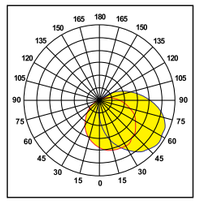

H	Ø	E (klm)
1m	300cm	94lx
2m	590cm	24lx
3m	890cm	10lx
4m	1180cm	6lx

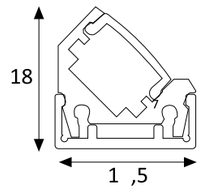

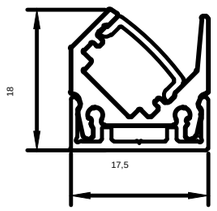

Osram OT Dali

IP40 Connection Socket
Bağlantı Soketi

Lighting Design: Nergiz Arifoğlu
Hyatt House Gebze-Kocaeli

RDM 1000

SURFACE MOUNTED 03

ALÜMİNYUM LED PROFİL

Polycarbonate cover, Aluminum anodized body, 24Vdc input, IP40, SMD LED, 180° light output.

Polikarbon kapak, Alüminyum eloksal gövde, 24Vdc giriş, IP40, SMD LED, 180° ışık çıkışı.

Code	LED	W	Min.Cutting
5012.60.6	60 LED	6W	100mm
5012.72.8	72 LED	8W	83mm
5012.120.12	120 LED	12W	83mm

Kelvin (K)	IP
2700K	IP40
3000K	
4000K	
5000K	
6000K	
RED	
GREEN	
BLUE	
AMBER	
CUSTOM	

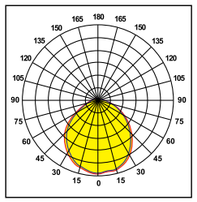

H	Ø	E (klm)
1m	300cm	133lx
2m	610cm	33lx
3m	910cm	15lx
4m	1210cm	8lx

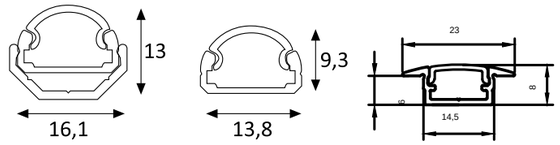

Osram OT Dali

IP40 Connection Socket
Bağlantı Soketi

Lighting Design: Nergiz Arifoğlu
Hyatt House Gebze-Kocaeli

RD-M 2000



SURFACE MOUNTED 04

ALÜMİNYUM LED PROFİL

Flexible LED IP40 CE

Polycarbonate cover, Aluminum anodized body, 24Vdc input, IP40, Flexible LED, 140° light output.

Polikarbon kapak, Alüminyum eloksal gövde, 24Vdc giriş, IP40, Esnek şerit LED, 140° ışık çıkışı.

Code	LED	W	Min.Cutting
5013.60.5	60 LED	5W	100mm
5013.60.14	60 LED	14W	100mm

Kelvin (K)	IP
2700K	IP40
3000K	
4000K	
5000K	
6000K	
RED	
GREEN	
BLUE	
AMBER	
CUSTOM	

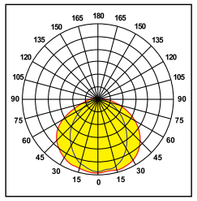

H	Ø	E (klm)
1m	200cm	146lx
2m	400cm	36lx
3m	610cm	16lx
4m	810cm	9lx

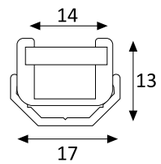

Osram OT Dali

IP40 Connection Socket
Bağlantı Soketi



Büyükçekmece Belediyesi-İstanbul

RD-M 1000





SURFACE MOUNTED 05

ALÜMİNYUM LED PROFİL

Polycarbonate cover, Aluminum anodized body, 24Vdc input, IP40, SMD LED, 180° light output.

Polikarbon kapak, Alüminyum eloksal gövde, 24Vdc giriş, IP40, SMD LED, 180° ışık çıkışı.

Code	LED	W	Min.Cutting
5014.60.5	60 LED	5W	100mm
5014.72.8	72 LED	8W	83mm
5014.120.12	120 LED	12W	83mm

Kelvin (K)	IP
2700K	IP40
3000K	
4000K	
5000K	
6000K	
RED	
GREEN	
BLUE	
AMBER	
CUSTOM	

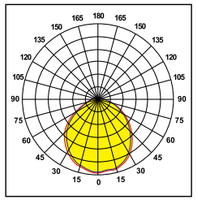

H	Ø	E (klm)
1m	300cm	133lx
2m	610cm	33lx
3m	910cm	15lx
4m	1210cm	8lx

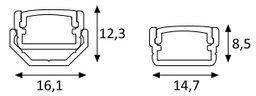

Osram OT Dali

IP40 Connection Socket
Bağlantı Soketi



Sipopo Congress Center-Equatorial Guinea

RD-M 3000



SURFACE MOUNTED 06

ALÜMİNYUM LED PROFİL

Polycarbonate cover, Aluminum anodized body, 24Vdc input, IP40, Flexible LED, 180° light output.

Polikarbon kapak, Alüminyum eloksal gövde, 24Vdc giriş, IP40, Esnek Şerit LED, 180° ışık çıkışı.

Code	LED	W	Min.Cutting
5016.60.5	60 LED	5W	100mm
5016.60.14	60 LED	14W	100mm

Kelvin (K)	IP
2700K	IP40
3000K	
4000K	
5000K	
6000K	
RED	
GREEN	
BLUE	
AMBER	
CUSTOM	

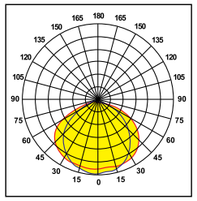

H	Ø	E (klm)
1m	190cm	212lx
2m	380cm	53lx
3m	570cm	24lx
4m	760cm	13lx

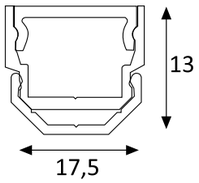

24

Osram OT Dali

IP40 Connection Socket
Bağlantı Soketi

Lighting Design: Nergiz Arifoğlu
Hyatt House Gebze-Kocaeli

RD 1000



SURFACE MOUNTED 07

ALÜMİNYUM LED PROFİL

IP40 IP65

Polycarbonate cover, Aluminum anodized body, 24Vdc input, IP40, IP65, SMD LED, 180° light output.

Polikarbon kapak, Alüminyum eloksal gövde, 24Vdc giriş, IP40, IP65, SMD LED, 180° ışık çıkışı.

Code	LED	W	Min.Cutting
5018.24.10	24 LED	10W	250mm
5018.36.14	36 LED	14W	100mm
5018.48.18	48 LED	18W	125mm
5018.60.24	60 LED	24W	100mm
5018.60.6	60 LED	6W	100mm
5018.72.8	72 LED	8W	83mm
5018.120.12	120 LED	12W	83mm
5018.160.16	160 LED	16W	100mm
5018.40.12	40 LED	12W	125mm
5018.60.18	60 LED	18W	100mm

Kelvin (K)	Cover	IP
2700K	Clear/Şeffaf	IP40
3000K	Mat Opal	IP65
4000K		
5000K		
6000K		
RGB		
RED		
GREEN		
BLUE		
AMBER		
CUSTOM		

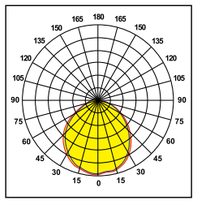

H	Ø	E (klm)
1m	320cm	543lx
2m	650cm	136lx
3m	970cm	60lx
4m	1290cm	34lx

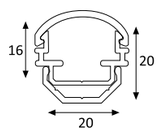

Osram OT Dali

LED DIMMER

Osram OT Dali

RGB DMX

IP40 Connection Socket
Bağlantı Soketi

IP65 Connection Socket
Bağlantı Soketi

Sultangazi Belediye Binası-İSTANBUL

RD 3000



SURFACE MOUNTED 08

ALÜMİNYUM LED PROFİL

IP40 IP65

Polycarbonate cover, Aluminum anodized body, 24Vdc input, IP40, IP65, SMD LED, 180° light output.

Polikarbon kapak, Alüminyum eloksal gövde, 24Vdc giriş, IP40, IP65, SMD LED, 180° ışık çıkışı.

Code	LED	W	Min.Cutting
5019.24.10	24 LED	10W	250mm
5019.36.14	36 LED	14W	100mm
5019.48.18	48 LED	18W	125mm
5019.60.24	60 LED	24W	100mm
5019.60.6	60 LED	6W	100mm
5019.72.8	72 LED	8W	83mm
5019.120.12	120 LED	12W	83mm
5019.160.16	160 LED	16W	100mm
5019.40.12	40 LED	12W	125mm
5019.60.18	60 LED	18W	100mm

Kelvin (K)	Cover	IP
2700K	Clear/Şeffaf	IP40
3000K	Mat Opal	IP65
4000K		
5000K		
6000K		
RGB		
RED		
GREEN		
BLUE		
AMBER		
CUSTOM		

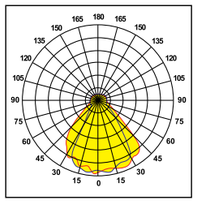

H	Ø	E (klm)
1m	140cm	190lx
2m	280cm	47lx
3m	401cm	21lx
4m	550cm	12lx

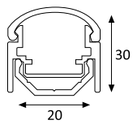

Osram OT Dali

LED DIMMER

Osram OT Dali

RGB DMX

IP40 Connection Socket
Bağlantı Soketi

IP65 Connection Socket
Bağlantı Soketi

Lighting Design: Nergiz Arifoğlu
42 Maslak Tower-İstanbul

RU 1000



SURFACE MOUNTED 09

ALÜMİNYUM LED PROFİL

IP40 IP65

Polycarbonate cover, Aluminum anodized body, 24Vdc input, IP40, IP65, SMD LED, 270° light output.

Polikarbon kapak, Alüminyum eloksal gövde, 24Vdc giriş, IP40, IP65, SMD LED, 270° ışık çıkışı.

Code	LED	W	Min.Cutting
5020.24.10	24 LED	10W	250mm
5020.36.14	36 LED	14W	100mm
5020.48.18	48 LED	18W	125mm
5020.60.24	60 LED	24W	100mm
5020.60.6	60 LED	6W	100mm
5020.72.8	72 LED	8W	83mm
5020.120.12	120 LED	12W	83mm
5020.160.16	160 LED	16W	100mm
5020.40.12	40 LED	12W	125mm
5020.60.18	60 LED	18W	100mm

Kelvin (K)	IP
2700K	IP40
3000K	IP65
4000K	
5000K	
6000K	
RGB	
RED	
GREEN	
BLUE	
AMBER	
CUSTOM	

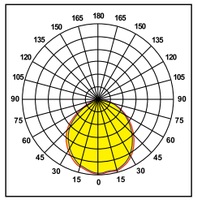

H	Ø	E (klm)
1m	390cm	238lx
2m	780cm	60lx
3m	1180cm	26lx
4m	1580cm	15lx

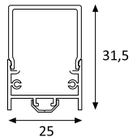

Osram OT Dali

LED DIMMER

Osram OT Dali

RGB DMX

IP40 Connection Socket
Bağlantı Soketi

IP65 Connection Socket
Bağlantı Soketi



Sipopo Congress Center-Equatorial Guinea

RU 3000

SURFACE MOUNTED 10

ALÜMİNYUM LED PROFİL

IP40

Polycarbonate cover,
Aluminum
anodized body,
24Vdc input,
IP40,
SMD LED,
270° light output.

Polikarbon kapak,
Alüminyum
eloksal gövde,
24Vdc giriş,
IP40,
SMD LED,
270° ışık çıkışı.

Code	LED	W	Min.Cutting
5021.24.10	24 LED	10W	250mm
5021.36.14	36 LED	14W	100mm
5021.48.18	48 LED	18W	125mm
5021.60.24	60 LED	24W	100mm
5021.60.6	60 LED	6W	100mm
5021.72.8	72 LED	8W	83mm
5021.120.12	120 LED	12W	83mm
5021.160.16	160 LED	16W	100mm
5021.40.12	40 LED	12W	125mm
5021.60.18	60 LED	18W	100mm

Kelvin (K)	IP
2700K	IP40
3000K	
4000K	
5000K	
6000K	
RGB	
RED	
GREEN	
BLUE	
AMBER	
CUSTOM	

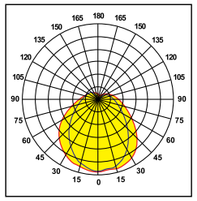

H	Ø	E (klm)
1m	520cm	286lx
2m	1050cm	72lx
3m	1570cm	32lx
4m	2100cm	18lx

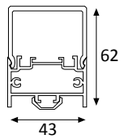

Osram OT Dali

LED DIMMER

Osram OT Dali

RGB DMX

IP40 Connection Socket
Bağlantı Soketi

Lighting Design: Nergiz Arifoğlu
Hyatt House Gebze-Kocaeli

RP 2010





SURFACE MOUNTED 11

ALÜMİNYUM LED PROFİL

Polycarbonate cover, Aluminum anodized body, 24Vdc input, IP40, SMD LED, 180° light output.

Polikarbon kapak, Alüminyum eloksal gövde, 24Vdc giriş, IP40, SMD LED, 180° ışık çıkışı.

Code	LED	W	Min.Cutting
5022.48.20	48 LED	20W	250mm
5022.72.28	72 LED	28W	100mm
5022.96.36	96 LED	36W	125mm
5022.120.48	120 LED	48W	100mm
5022.120.12	120 LED	12W	100mm
5022.144.16	144 LED	16W	83mm
5022.120.12	120 LED	12W	83mm
5022.320.32	320 LED	32W	100mm

Kelvin (K)	IP
2700K	IP40
3000K	
4000K	
5000K	
6000K	
RED	
GREEN	
BLUE	
AMBER	
CUSTOM	

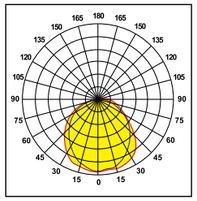

H	Ø	E (klm)
1m	300cm	560lx
2m	600cm	140lx
3m	910cm	62lx
4m	1200cm	35lx

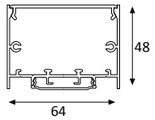

Osram OT Dali

LED DIMMER

Osram OT Dali

IP40 Connection Socket
Bağlantı Soketi

Lighting Design: Nergiz Arifoğlu
Hyatt House Gebze-Kocaeli

RP 2011





SURFACE MOUNTED 12

ALÜMİNYUM LED PROFİL

IP40

Polycarbonate cover, Aluminum anodized body, 24Vdc input, IP40, SMD LED, 180° light output.

Polikarbon kapak, Alüminyum eloksal gövde, 24Vdc giriş, IP40, SMD LED, 180° ışık çıkışı.

Code	LED	W	Min.Cutting
5023.48.20	48 LED	20W	250mm
5023.72.28	72 LED	28W	100mm
5023.96.36	96 LED	36W	125mm
5023.120.48	120 LED	48W	100mm
5023.120.12	120 LED	12W	100mm
5023.144.16	144 LED	16W	83mm
5023.120.12	120 LED	12W	83mm
5023.320.32	320 LED	32W	100mm
5023.80.24	80 LED	24W	125mm
5023.120.36	120 LED	36W	100mm

Kelvin (K)	IP
2700K	IP40
3000K	
4000K	
5000K	
6000K	
RED	
GREEN	
BLUE	
AMBER	
CUSTOM	

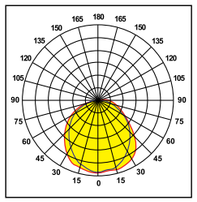

H	Ø	E (klm)
1m	300cm	560lx
2m	600cm	140lx
3m	910cm	62lx
4m	1200cm	35lx

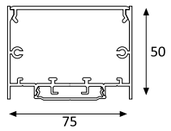

Osram OT Dali

LED DIMMER

Osram OT Dali

IP40 Connection Socket
Bağlantı Soketi

RS 2000

SURFACE MOUNTED 13

ALÜMİNYUM LED PROFİL

IP40 IP67

Polycarbonate cover, Aluminum anodized body, 24Vdc input, IP40, IP67 SMD LED, 180° light output.

Polikarbon kapak, Alüminyum eloksal gövde, 24Vdc giriş, IP40, IP67 SMD LED, 180° ışık çıkışı.

Code	LED	W	Min.Cutting
1211.120.12	120 LED	12W	1000mm
1211.160.16	160 LED	16W	1000mm
1211.40.20	40 LED	20W	1000mm
1211.60.24	60 LED	24W	1000mm

Kelvin (K)	IP
2700K	IP40
3000K	IP67
4000K	
5000K	
6000K	
RGB	
RED	
GREEN	
BLUE	
AMBER	
CUSTOM	

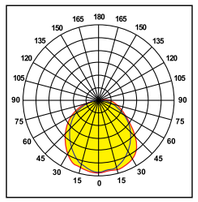

H	Ø	E (klm)
1m	250cm	1820lx
2m	510cm	455lx
3m	760cm	202lx
4m	1010cm	114lx

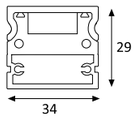

Osram OT Dali

LED DIMMER

Osram OT Dali

RGB DMX

IP40 Connection Socket
Bağlantı Soketi

IP65 Connection Socket
Bağlantı Soketi

RTU 1000

SURFACE MOUNTED 14

ALÜMİNYUM LED PROFİL

IP40 IP65

Polycarbonate cover, Aluminum anodized body, 24Vdc input, IP40, IP65, SMD LED, 180° light output.

Polikarbon kapak, Alüminyum eloksal gövde, 24Vdc giriş, IP40, IP65, SMD LED, 180° ışık çıkışı.

Code	LED	W	Min.Cutting
1213.24.10	24 LED	10W	250mm
1213.36.14	36 LED	14W	100mm
1213.48.18	48 LED	18W	125mm
1213.60.24	60 LED	24W	100mm
1213.60.6	60 LED	6W	100mm
1213.72.8	72 LED	8W	83mm
1213.120.12	120 LED	12W	83mm
1213.160.16	160 LED	16W	100mm
1213.40.12	40 LED	12W	125mm
1213.60.18	60 LED	18W	100mm

Kelvin (K)	IP
2700K	IP40
3000K	IP65
4000K	
5000K	
6000K	
RED	
GREEN	
BLUE	
AMBER	
CUSTOM	

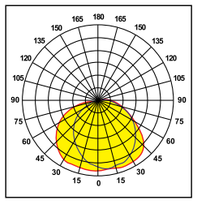

H	Ø	E (klm)
1m	310cm	1221lx
2m	620cm	305lx
3m	930cm	136lx
4m	1240cm	76lx

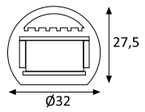

Osram OT Dali

LED DIMMER

Osram OT Dali

IP40 Connection Socket
Bağlantı Soketi

IP65 Connection Socket
Bağlantı Soketi

Lighting Design: Nergiz Arifoğlu
42 Maslak Tower-İstanbul

RL 1000

CLEAR FLEX LED F22

ESNEK LED

160° light output angle, distance between LEDs 16.7mm, bendable up to 12cm, continuous 10m single end feed, continuous 20m two end feed, 24Vdc input voltage, salt water resistant, IP68 IK08 fire protection and Anti-UV.

160° ışık çıkış açısı, LED'ler arası mesafe 16,7mm, Max 12cm'ye kadar bükülebilme, kesintisiz 10m tek uçtan besleme, kesintisiz 20m iki uçtan besleme, 24Vdc giriş voltajı, Tuzlu suya dayanıklı, P68 IK08 yangın koruma ve Anti-UV.

Code	LED	W	Min.Cutting
1610.72.7	72 LED	7W	125mm
1610.60.12	60 LED	12W	100mm

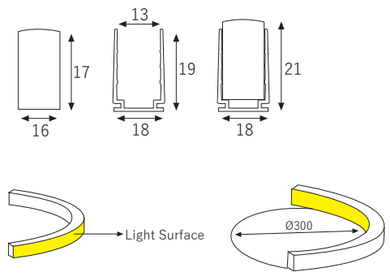

Kelvin (K)	IP
2700K	IP68
3000K	
4000K	
5000K	
6000K	
RGB	
RGB-W	
RED	
GREEN	
BLUE	
AMBER	
CUSTOM	

Type 1

Single end feed: 10m;
Double end feed:20m
(for diy connector)
Tek uç besleme: 10m;
Çift çıkış besleme: 20m
(konektörü için)

IP68 Closing Cover
Sonlama Kapağı

IP68 Energy Input
Enerji Girişi

Mounting Profile
Montaj Profili

Type 2

Single end feed:7m;
Double end feed: 14m
(for injection moulding connector)
Tek uç besleme: 7 m;
Çift uçlu besleme: 14m
(enjeksiyon döküm bağlantısı için)

IP68 Closing Cover
Sonlama Kapağı

IP68 Energy Input-1
Enerji Girişi

IP68 Energy Input-2
Enerji Girişi

IP68 Energy Input-3
Enerji Girişi

RGB DMX

Osram OT Dali

Osram OT Dali

LED Dimmer

RL 1010

CLEAR FLEX LED F15

ESNEK LED

160° light output angle, distance between LEDs 11mm, bendable up to 12cm, continuous 10m single end feed, continuous 20m two end feed, 24Vdc input voltage, salt water resistant, IP68 IK08 fire protection and Anti-UV.

160° ışık çıkış açısı, LED'ler arası mesafe 11mm, Max 12cm'ye kadar bükülebilme, kesintisiz 10m tek uçtan besleme, kesintisiz 20m iki uçtan besleme, 24Vdc giriş voltajı, Tuzlu suya dayanıklı, P68 IK08 yangın koruma ve Anti-UV.

Code	LED	W	Min.Cutting
1612.108.7	108 LED	7,2W	56mm
1612.108.12	108 LED	12W	56mm

Kelvin (K)	IP
2700K	IP68
3000K	
4000K	
5000K	
6000K	
RGB	
RGB-W	
RED	
AMBER	

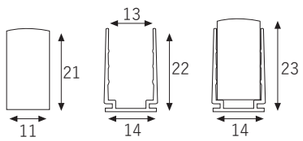

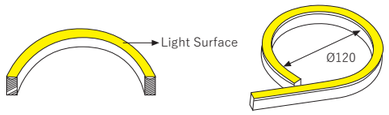

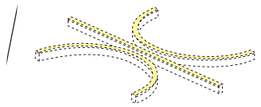

Type 1

Single end feed: 10m;
Double end feed:20m
(for diy connector)
Tek uç besleme: 10m;
Çift çıkış besleme: 20m
(konektörü için)

IP68 Closing Cover
Sonlama Kapağı

IP68 Energy Input
Enerji Girişi

Mounting Profile
Montaj Profili

Type 2

Single end feed:7m;
Double end feed: 14m
(for injection moulding connector)
Tek uç besleme: 7 m;
Çift uçlu besleme: 14m
(enjeksiyon döküm bağlantısı için)

IP68 Closing Cover
Sonlama Kapağı

IP68 Energy Input-1
Enerji Girişi

IP68 Energy Input-2
Enerji Girişi

IP68 Energy Input-3
Enerji Girişi

RGB DMX

Osram OT Dali

Osram OT Dali

LED Dimmer

RL 1020



CLEAR FLEX LED F10

ESNEK LED

160° light output angle, distance between LEDs 9mm, bendable up to 12cm, continuous 10m single end feed, continuous 20m two end feed, 24Vdc input voltage, salt water resistant, IP68 IK08 fire protection and Anti-UV.

160° ışık çıkış açısı, LED'ler arası mesafe 9mm, Max 12cm'ye kadar bükülebilme, kesintisiz 10m tek uçtan besleme, kesintisiz 20m iki uçtan besleme, 24Vdc giriş voltajı, Tuzlu suya dayanıklı, P68 IK08 yangın koruma ve Anti-UV.

Code	LED	W	Min.Cutting
1613.92.3	92 LED	3,5W	125mm
1613.72.4	72 LED	4,5W	833mm
1613.72.7	72 LED	7,2W	125mm

Kelvin (K)	IP
2700K	IP68
3000K	
4000K	
5000K	
6000K	

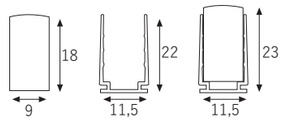

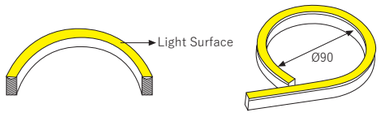

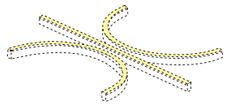

Type 1

Single end feed: 10m;
Double end feed:20m
(for diy connector)
Tek uç besleme: 10m;
Çift çıkış besleme: 20m
(konektörü için)

IP68 Closing Cover
Sonlama Kapağı

IP68 Energy Input
Enerji Girişi

Mounting Profile
Montaj Profili

Type 2

Single end feed:7m;
Double end feed: 14m
(for injection moulding connector)
Tek uç besleme: 7 m;
Çift uçlu besleme: 14m
(enjeksiyon döküm bağlantısı için)

IP68 Closing Cover
Sonlama Kapağı

IP68 Energy Input-1
Enerji Girişi

IP68 Energy Input-2
Enerji Girişi

IP68 Energy Input-3
Enerji Girişi

Osram OT Dali

Osram OT Dali

LED Dimmer

Khalifa Baku-Azerbayj

RS 1000

FLEX LED 01

ŞERİT LED

IP20 IP40 IP55 IP67 IP68

Flexible LED with maximu 6cm bend, Can be cut at 10 cm, 24Vdc input voltage.

Maksimum 6cm bükülebilen esnek şerit LED, 10cm'de kesilebilir, 24Vdc giriş voltajı.

Code	LED	W	Min.Cutting
6015.60.15	60 LED	15W	100mm
1088.108.8	108 LED	8W	100mm
6005.60.5	60 LED	5W	100mm
6012.60.12	60 LED	12W	100mm
1215.120.15	120 LED	15W	100mm

Kelvin (K)	IP
2700K	IP20
3000K	IP40
4000K	IP55
5000K	IP67
6000K	IP68
RGB	
RED	
GREEN	
BLUE	
AMBER	
CUSTOM	

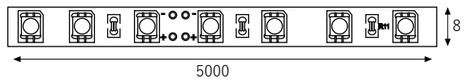

Osram OT Dali

LED DIMMER

Osram OT Dali

RGB DMX

IP40 Connection Socket
Bağlantı Soketi

IP65 Connection Socket
Bağlantı Soketi

Beyazıt Kütüphanesi-İstanbul

RS 1001



FLEX LED 02

ŞERİT LED

IP67

Flexible LED with maximu 6cm bend, Can be cut at 10 cm, 36Vdc input voltage.

Maksimum 6cm bükülebilen esnek şerit led, 10cm'de kesilebilir, 36Vdc giriş voltajı.

Code	LED	W	Kelvin	Min.Cutting
81566.90.5	90 LED	5W	2700	100mm
81565.90.12	90 LED	12W	2700	100mm
81567.90.5	90 LED	5W	4000	100mm
81864.90.12	90 LED	12W	4000	100mm
81860.90.12	80 LED	12W	RGB	100mm

Kelvin (K)	IP
2700K	IP67
4000K	

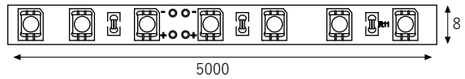

Driver

Osram OT Dali

IP67 Connection Socket
Bağlantı Soketi

RWS 1001



WALLWASHER 01

DIŞ CEPHE LED PROFİL

IP67

Polycarbonate cover,
Aluminum
anodized body,
Anti-UV,
24Vdc input,
IP67
SMD LED.

Polikarbon kapak,
Alüminyum
eloksal gövde,
Anti-UV,
24Vdc giriş,
IP67
SMD LED.

Code	LED	W	Min.Cutting
1212.60.24	60 LED	24W	1000mm
1212.120.12	120 LED	12W	1000mm
1212.160.16	160 LED	16W	1000mm

Kelvin (K)	IP
2700K	IP67
3000K	
4000K	
5000K	
6000K	
RGB	
RED	
GREEN	
BLUE	
AMBER	
CUSTOM	

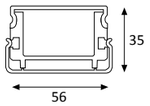

Osram OT Dali

LED DIMMER

Osram OT Dali

RGB DMX

IP65 Connection Socket
Bağlantı Soketi

RWS 1000

WALLWASHER 02

DIŞ CEPHE LED PROFİL

IP67

Polycarbonate cover,
Aluminum
anodized body,
Anti-UV,
Constant currernt 350mA,
IP67
Power LED.

Polikarbon kapak,
Alüminyum
eloksal gövde,
Anti-UV,
Sabit akım 350mA,
IP67
Power LED.

Code	LED	W	Min.Cutting
1010.6.6	6 LED	6W	270mm
1010.6.12	6 LED	12W	270mm
1010.9.9	9 LED	9W	270mm
1010.12.12	12 LED	12W	500mm
1010.12.24	12 LED	24W	500mm
1010.18.18	18 LED	18W	500mm
1010.18.18	18 LED	18W	730mm
1010.18.36	18 LED	36W	730mm
1010.27.27	27 LED	27W	730mm
1010.24.24	24 LED	24W	970mm
1010.24.48	24 LED	48W	970mm
1010.36.36	36 LED	36W	970mm

Kelvin (K)	Beam Angles	IP
2700K	10°	IP67
3000K	28°	
4000K	46°	
5000K	12° x36°	
6000K	CUSTOM ANGLE	
RGB		
RED		
GREEN		
BLUE		
AMBER		
CUSTOM		

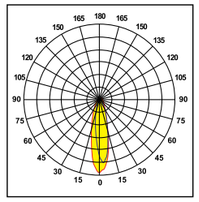

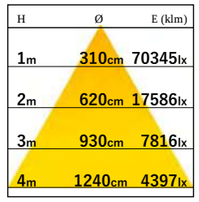

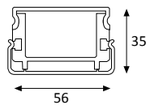

Osram OT Dali

LED DIMMER

Osram OT Dali

RGB DMX

IP65 Connection Socket
Bağlantı Soketi

RW 1002



WALLWASHER 06

DIŞ CEPHE LED PROFİL

IP67

Polycarbonate cover,
Aluminum anodized body,
Anti-UV,
220Vac input,
IP67
Power LED.

Polikarbon kapak,
Alüminyum eloksal gövde,
Anti-UV,
220Vac giriş,
IP67
Power LED.

Code	LED	W	Min.Cutting
6469.6.6	6 LED	6W	270mm
6469.6.12	6 LED	12W	270mm
6469.12.12	12 LED	12W	500mm
6469.18.18	18 LED	18W	730mm
6469.24.24	24 LED	24W	970mm

Kelvin (K)	Beam Angles	IP
2700K	10°	IP67
3000K	28°	
4000K	46°	
5000K	12° x36°	
6000K	CUSTOM ANGLE	
RED		
GREEN		
BLUE		
AMBER		
CUSTOM		

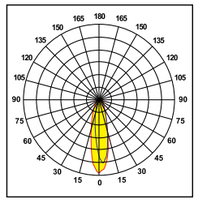

H	Ø	E (klm)
1m	310cm	70345lx
2m	620cm	17586lx
3m	930cm	7816lx
4m	1240cm	4397lx

Osram OT Dali

LED DIMMER

Osram OT Dali

IP65 Connection Socket
Bağlantı Soketi

RW 1001

WALLWASHER 03

DIŞ CEPHE LED PROFİL

IP67

Polycarbonate cover,
Aluminum anodized body,
Anti-UV,
220Vac input,
IP67
Power LED.

Polikarbon kapak,
Alüminyum eloksal gövde,
Anti-UV,
220Vac giriş,
IP67
Power LED.

Code	LED	W	Min.Cutting
6468.6.6	6 LED	6W	270mm
6468.6.12	6 LED	12W	270mm
6468.9.9	9 LED	9W	270mm
6468.12.12	12 LED	12W	500mm
6468.12.24	12 LED	24W	500mm
6468.18.18	18 LED	18W	500mm
6468.18.18	18 LED	18W	730mm
6468.18.36	18 LED	36W	730mm
6468.27.27	27 LED	27W	730mm
6468.24.24	24 LED	24W	970mm
6468.24.48	24 LED	48W	970mm
6468.36.36	36 LED	36W	970mm

Kelvin (K)	Beam Angles	IP
2700K	10°	IP67
3000K	28°	
4000K	46°	
5000K	12° x36°	
6000K	CUSTOM ANGLE	
RED		
GREEN		
BLUE		
AMBER		
CUSTOM		

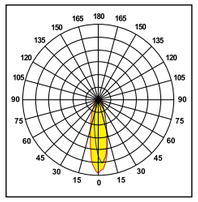

H	Ø	E (klm)
1m	310cm	70345lx
2m	620cm	17586lx
3m	930cm	7816lx
4m	1240cm	4397lx

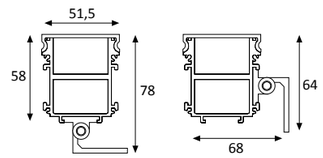

Osram OT Dali

LED DIMMER

Osram OT Dali

IP65 Connection Socket
Bağlantı Soketi



Windowist Tower-Istanbul

RW 1000

WALLWASHER 04

DIŞ CEPHE LED PROFİL

IP67

Polycarbonate cover,
Aluminum anodized body,
Anti-UV,
220Vac input,
IP67
Power LED.

Polikarbon kapak,
Alüminyum eloksal gövde,
Anti-UV,
220Vac giriş,
IP67
Power LED.

Code	LED	W	Min.Cutting
1012.6.6	6 LED	6W	270mm
1012.6.12	6 LED	12W	270mm
1012.9.9	9 LED	9W	270mm
1012.12.12	12 LED	12W	500mm
1012.12.24	12 LED	24W	500mm
1012.18.18	18 LED	18W	500mm
1012.18.18	18 LED	18W	730mm
1012.18.36	18 LED	36W	730mm
1012.27.27	27 LED	27W	730mm
1012.24.24	24 LED	24W	970mm
1012.24.48	24 LED	48W	970mm
1012.36.36	36 LED	36W	970mm

Kelvin (K)	Beam Angles	IP
2700K	10°	IP67
3000K	28°	
4000K	46°	
5000K	12° x36°	
6000K	CUSTOM ANGLE	
RGB		
RED		
GREEN		
BLUE		
AMBER		
CUSTOM		

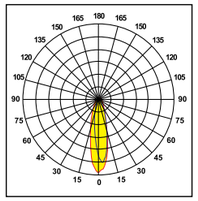

H	Ø	E (klm)
1m	310cm	70345lx
2m	620cm	17586lx
3m	930cm	7816lx
4m	1240cm	4397lx

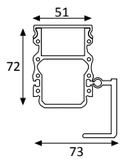

Osram OT Dali

LED DIMMER

Osram OT Dali

RGB DMX

IP65 Connection Socket
Bağlantı Soketi



Papirus Plaza-Istanbul

RWT 1000

WALLWASHER 05

DIŞ CEPHE LED PROFİL

Polycarbonate cover.
Aluminum anodized body.
Anti-UV.
Constant current
IP67,
Power LED,
Ø 37mm.

Polikarbon kapak.
Alüminyum eloksal gövde.
Anti-UV.
Sabit akım,
IP67,
Power LED,
Ø 37mm.

Code	LED	W	Min.Cutting
1013.6.6	6 LED	6W	270mm
1013.6.12	6 LED	12W	270mm
1013.9.9	9 LED	9W	270mm
1013.12.12	12 LED	12W	500mm
1013.12.24	12 LED	24W	500mm
1013.18.18	18 LED	18W	500mm
1013.18.18	18 LED	18W	730mm
1013.18.36	18 LED	36W	730mm
1013.27.27	27 LED	27W	730mm
1013.24.24	24 LED	24W	970mm
1013.24.48	24 LED	48W	970mm
1013.36.36	36 LED	36W	970mm

Kelvin (K)	Beam Angles	IP
2700K	10°	IP67
3000K	28°	
4000K	46°	
5000K	12° x36°	
6000K	CUSTOM ANGLE	
RED		
GREEN		
BLUE		
AMBER		
CUSTOM		

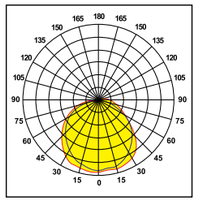

H	Ø	E (klm)
1m	250cm	1021lx
2m	490cm	255lx
3m	740cm	113lx
4m	980cm	64lx

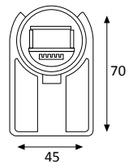

Osram OT Dali

LED DIMMER

Osram OT Dali

IP65 Connection Socket
Bağlantı Soketi

RWF 2000

CEILING RECESSED 01

ANKASTRE LED PROFİL

Aluminum anodized body.
IP40,
Power LED,
Constant current,
Hair plaster steel spring case.

Alüminyum eloksal gövde.
IP40,
Power LED,
Sabit akım,
Saç sıva altı çelik yaylı kasa.

Code	LED	W	Min.Cutting
1410.6.6	6 LED	6W	270mm
1410.6.12	6 LED	12W	270mm
1410.9.9	9 LED	9W	270mm
1410.12.12	12 LED	12W	500mm
1410.12.24	12 LED	24W	500mm
1410.18.18	18 LED	18W	500mm
1410.18.18	18 LED	18W	730mm
1410.18.36	18 LED	36W	730mm
1410.27.27	27 LED	27W	730mm
1410.24.24	24 LED	24W	970mm
1410.24.48	24 LED	48W	970mm
1410.36.36	36 LED	36W	970mm

Kelvin (K)	Beam Angles	IP
2700K	10°	IP40
3000K	28°	
4000K	46°	
5000K	12° x36°	
6000K	CUSTOM ANGLE	
RGB		
RED		
GREEN		
BLUE		
AMBER		
CUSTOM		

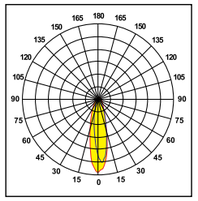

H	Ø	E (klm)
1m	310cm	70345lx
2m	620cm	17586lx
3m	930cm	7816lx
4m	1240cm	4397lx

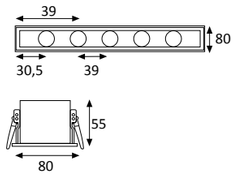

Osram OT Dali

LED DIMMER

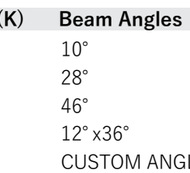
Osram OT Dali


RGB DMX

IP40 Connection Socket
Bağlantı Soketi

RR 1000

CEILING RECESSED 02

ANKASTRE LED PROFİL

Polycarbonate cover.
Aluminum anodized body,
IP40,
24Vdc input,
SMD LED,
180 ° light output,
Steel spring.

Polikarbon kapak.
Alüminyum eloksal gövde,
IP40,
24Vdc giriş,
SMD LED,
180° ışık çıkışı,
Çelik yay.

Code	LED	W	Min.Cutting
5111.120.48	120 LED	48W	100mm
5111.144.16	144 LED	16W	83mm
5111.144.42	144 LED	42W	83mm

Kelvin (K)	IP
2700K	IP40
3000K	
4000K	
5000K	
6000K	
RED	
GREEN	
BLUE	
AMBER	
CUSTOM	

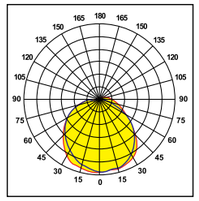

H	Ø	E (klm)
1m	300cm	560lx
2m	600cm	140lx
3m	910cm	62lx
4m	1210cm	35lx

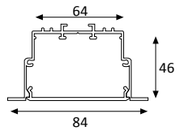

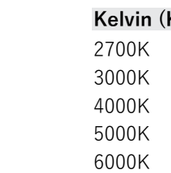
Osram OT Dali

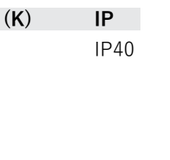
LED DIMMER

Osram OT Dali

IP40 Connection Socket
Bağlantı Soketi

RSA 1000



CEILING RECESSED 03

ANKASTRE LED PROFİL

Polycarbonate cover.
Aluminum anodized body,
IP40,
24Vdc input,
Flexible strip LED,
Steel spring,
120° light output.

Polikarbon kapak.
Alüminyum eloksal gövde,
IP40,
24Vdc giriş,
Esnek şerit LED,
Çelik yay,
120° ışık çıkışı.

Code	LED	W	Min.Cutting
5110.60.5	60 LED	5W	100mm
5110.60.14	60 LED	14W	100mm

Kelvin (K)	IP
2700K	IP40
3000K	
4000K	
5000K	
6000K	
RED	
GREEN	
BLUE	
AMBER	

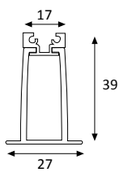

Osram OT Dali

LED DIMMER

Osram OT Dali

IP40 Connection Socket
Bağlantı Soketi

RSA 1001

CEILING RECESSED 04

ANKASTRE LED PROFİL

Polycarbonate cover.
Aluminum anodized body,
IP40,
220 Vac input,
PCB LED,
Steel spring,
180° light output.

Polikarbon kapak.
Alüminyum eloksal gövde,
IP40,
220 Vac giriş,
PCB LED,
Çelik yay,
180° ışık çıkışı.

Code	LED	W	Min.Cutting
5112.120.48	120 LED	48W	100mm
5112.144.16	144 LED	16W	83mm
5112.144.42	144 LED	42W	83mm

Kelvin (K)	IP
2700K	IP40
3000K	
4000K	
5000K	
6000K	
RED	
GREEN	
BLUE	
AMBER	

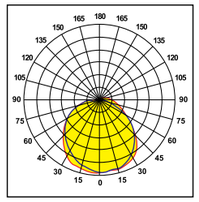

H	Ø	E (klm)
1m	300cm	560lx
2m	600cm	140lx
3m	910cm	62lx
4m	1210cm	35lx

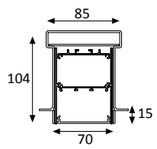

LED DIMMER

IP40 Connection Socket
Bağlantı Soketi

RDD 1000

CEILING RECESSED 05

ANKASTRE LED SPOT

Aluminum anodized body,
IP40,
Constant current,
Wide angle.

Alüminyum eloksal gövde,
IP40,
Sabit akım,
Geniş açı.

Code	LED	W	mA
5113.1.1	1 LED	1W	350

Kelvin (K)	IP
2700K	IP40
3000K	
4000K	
5000K	
6000K	

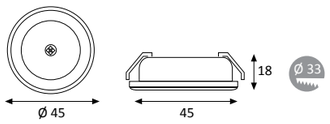

LED DIMMER

IP40 Connection Socket
Bağlantı Soketi

RDA 1000

CEILING RECESSED 06

ANKASTRE LED SPOT

Aluminum anodized body,
IP40,
Constant current,
40 ° light angle.

Alüminyum eloksal gövde,
IP40,
Sabit akım,
40° ışık açısı.

Code	LED	W	mA
5114.1.4	1 LED	4W	350-700

Kelvin (K)	IP
2700K	IP40
3000K	
4000K	
5000K	
6000K	

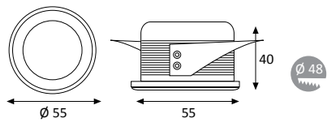

LED DIMMER

IP40 Connection Socket
Bağlantı Soketi

RWF 1000

INGROUND 01

ZEMİN LED PROFİL

Tempered glass cover, Aluminum anodized body, 220Vac input, IP67, Power LED, Constant current, IK08

Temperli cam kapak, Alüminyum eloksal gövde, 220Vac giriş, IP67, Power LED, Sabit akım, IK08

Code	LED	W	Lenght
1110.6.6	6 LED	6W	290mm
1110.6.12	6 LED	12W	290mm
1110.9.9	9 LED	9W	290mm
1110.12.12	12 LED	12W	520mm
1110.12.24	12 LED	24W	520mm
1110.18.18	18 LED	18W	520mm
1110.18.18	18 LED	18W	750mm
1110.18.36	18 LED	36W	750mm
1110.27.27	27 LED	27W	750mm
1110.24.24	24 LED	24W	990mm
1110.24.48	24 LED	48W	990mm
1110.36.36	36 LED	36W	990mm

Kelvin (K)	Beam Angles	IP
2700K	10°	IP67
3000K	28°	
4000K	46°	
5000K	12° x36°	
6000K	CUSTOM ANGLE	
RED		
GREEN		
BLUE		
AMBER		
CUSTOM		

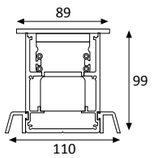

⚠ Drainage is Neccessary/Drenaj Gereklidir.

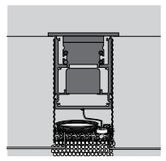

Driver

Osram OT Dali

IP65 Connection Socket
Bağlantı Soketi

RF 1001







INGROUND 02

ZEMİN LED PROFİL

Acrylic cover, Aluminum anodized body, 220Vac input, IP67, Flexible strip LED, IK08

Akrilik kapak, Alüminyum eloksal gövde, 220Vac giriş, IP67, Esnek şerit LED, IK08

Code	LED	W	Lenght
1111.120.30	120 LED	30W	1000mm
1112.60.5	60 LED	5W	1000mm
1112.60.15	60 LED	15W	1000mm

Kelvin (K)	IP
2700K	IP67
3000K	
4000K	
5000K	
6000K	
RED	
GREEN	
BLUE	
AMBER	
CUSTOM	

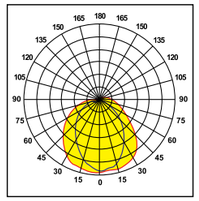

H	Ø	E (klm)
1m	200cm	146lx
2m	400cm	36lx
3m	610cm	16lx
4m	810cm	9lx

1111

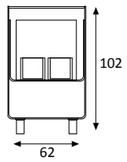

1112

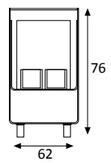

Driver

Osram OT Dali

IP65 Connection Socket
Bağlantı Soketi

RF 1000





INGROUND 03

ZEMİN LED PROFİL

Acrylic cover,
Aluminum anodized body,
220Vac input,
IP67,
Flexible strip LED,
IK08.

Akrilik kapak,
Alüminyum eloksal gövde,
220Vac giriş,
IP67,
Esnek şerit LED,
IK08.

Code	LED	W	Lenght
1113.120.30	120 LED	30W	1000mm
1113.60.5	60 LED	5W	1000mm
1113.60.15	60 LED	15W	1000mm

Kelvin (K)	IP
2700K	IP67
3000K	
4000K	
5000K	
6000K	
RED	
GREEN	
BLUE	
AMBER	
CUSTOM	

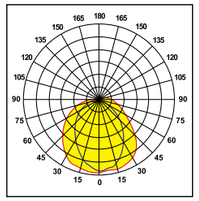

H	Ø	E (klm)
1m	200cm	146lx
2m	400cm	36lx
3m	610cm	16lx
4m	810cm	9lx

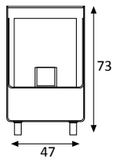

Driver

Osram OT Dali

IP65 Connection Socket
Bağlantı Soketi

RWK 1000

GARDEN LIGHT

ÇİM SPOTU

Polycarbonate cover,
Aluminum anodized body,
Anti-UV,
24Vdc input,
IP67,
Power LED.

Polikarbon kapak,
Alüminyum eloksal gövde,
Anti-UV,
24Vdc giriş,
IP67,
Power LED.

Code	LED	W	Lenght
1410.6.6	6 LED	6 W	270mm

Kelvin (K)	IP
2700K	IP67
3000K	
4000K	
5000K	
6000K	
RED	
GREEN	
BLUE	
AMBER	
CUSTOM	

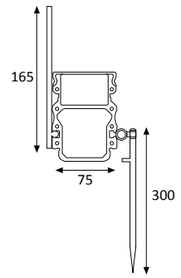

Driver

Osram OT Dali

IP65 Junction Box
Buat Kutusu

IP65 Connection Socket
Bağlantı Soketi

RDZ 1000

DRIVE OVER 01

ZEMİN LED

Stainless steel case, 220Vac, IK08, 16° lens angle.

Paslanmaz çelik kasa, 220Vac, IK08, 16° lens açısı.

Code	LED	W
1310.1.1	1 LED	1W

Kelvin (K)	IP
2700K	IP67
3000K	
4000K	
5000K	
6000K	
RED	
GREEN	
BLUE	
AMBER	
CUSTOM	

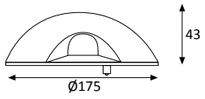

Driver

Osram OT Dali

IP65 Junction Box
Buat Kutusu

IP65 Connection Socket
Bağlantı Soketi

RDZ 1001

DRIVE OVER 02

ZEMİN LED

Stainless steel case, 220Vac, IK08, 16° lens angle.

Paslanmaz çelik kasa, 220Vac, IK08, 16° lens açısı.

Code	LED	W
1311.2.2	2 LED	2W

Kelvin (K)	IP
2700K	IP67
3000K	
4000K	
5000K	
6000K	
RED	
GREEN	
BLUE	
AMBER	
CUSTOM	

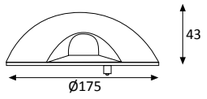

Driver

Osram OT Dali

IP65 Junction Box
Buat Kutusu

IP65 Connection Socket
Bağlantı Soketi

RU 2000



PENDANT 01

ALÜMİNYUM PROFİL SARKIT

IP40

Polycarbonate cover, Aluminum anodized body, IP40 24Vdc input, SMD LED, 270 ° light angle.

Polikarbon kapak, Alüminyum eloksal gövde, IP40 24Vdc giriş, SMD LED, 270° ışık açısı.

Code	LED	W	Min.Cutting
5210.24.10	24 LED	10W	250mm
5210.36.14	36 LED	14W	100mm
5210.48.18	48 LED	18W	125mm
5210.60.24	60 LED	24W	100mm
5210.60.6	60 LED	6W	100mm
5210.72.8	72 LED	8W	83mm
5210.120.12	120 LED	12W	83mm
5210.160.16	160 LED	16W	100mm
5210.40.12	40 LED	12W	125mm
5210.60.18	60 LED	18W	100mm

Kelvin (K)	IP
2700K	IP40
3000K	
4000K	
5000K	
6000K	
RED	
GREEN	
BLUE	
AMBER	
CUSTOM	

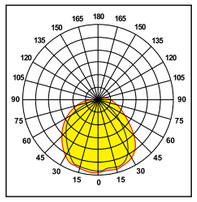

H	Ø	E (klm)
1m	320cm	543lx
2m	650cm	136lx
3m	970cm	60lx
4m	1290cm	34lx

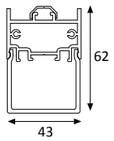

Osram OT Dali

LED DIMMER

Osram OT Dali

RU 2001



PENDANT 02

ALÜMİNYUM PROFİL SARKIT

IP40

Polycarbonate cover, Aluminum anodized body, IP40 24Vdc input, SMD LED, 270 ° light angle.

Polikarbon kapak, Alüminyum eloksal gövde, IP40 24Vdc giriş, SMD LED, 270° ışık açısı.

Code	LED	W	Min.Cutting
5211.24.10	24 LED	10W	250mm
5211.36.14	36 LED	14W	100mm
5211.48.18	48 LED	18W	125mm
5211.60.24	60 LED	24W	100mm
5211.60.6	60 LED	6W	100mm
5211.72.8	72 LED	8W	83mm
5211.120.12	120 LED	12W	83mm
5211.160.16	160 LED	16W	100mm
5211.40.12	40 LED	12W	125mm
5211.60.18	60 LED	18W	100mm

Kelvin (K)	IP
2700K	IP40
3000K	
4000K	
5000K	
6000K	
RED	
GREEN	
BLUE	
AMBER	
CUSTOM	

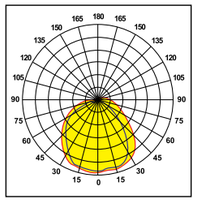

H	Ø	E (klm)
1m	320cm	543lx
2m	650cm	136lx
3m	970cm	60lx
4m	1290cm	34lx

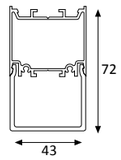

Osram OT Dali

LED DIMMER

Osram OT Dali

RP 2001



PENDANT 03

ALÜMİNYUM PROFİL SARKIT

IP40

Polycarbonate cover,
Aluminum anodized body,
IP40
220Vac input,
SMD LED,
180 ° light angle.

Polikarbon kapak,
Alüminyum eloksal gövde,
IP40
220Vac giriş,
SMD LED,
180° ışık açısı.

Code	LED	W	Min.Cutting
5212.24.10	24 LED	10W	250mm
5212.36.14	36 LED	14W	100mm
5212.48.18	48 LED	18W	125mm
5212.60.24	60 LED	24W	100mm
5212.60.6	60 LED	6W	100mm
5212.72.8	72 LED	8W	83mm
5212.120.12	120 LED	12W	83mm
5212.160.16	160 LED	16W	100mm
5212.40.12	40 LED	12W	125mm
5212.60.18	60 LED	18W	100mm

Kelvin (K)	IP
2700K	IP40
3000K	
4000K	
5000K	
6000K	
RED	
GREEN	
BLUE	
AMBER	
CUSTOM	

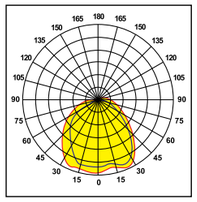

H	Ø	E (klm)
1m	140cm	190lx
2m	280cm	47lx
3m	410cm	21lx
4m	550cm	12lx

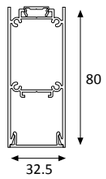

Osram OT Dali

LED DIMMER

Osram OT Dali

RP 2000

PENDANT 04

ALÜMİNYUM PROFİL SARKIT

IP40

Polycarbonate cover,
Aluminum anodized body,
IP40
220Vac input,
SMD LED,
180 ° light angle.

Polikarbon kapak,
Alüminyum eloksal gövde,
IP40
220Vac giriş,
SMD LED,
180° ışık açısı.

Code	LED	W	Min.Cutting
5213.120.48	120 LED	48W	100mm
5213.144.16	144 LED	16W	83mm
5213 .144.42	144 LED	24W	83mm

Kelvin (K)	IP
2700K	IP40
3000K	
4000K	
5000K	
6000K	
RED	
GREEN	
BLUE	
AMBER	
CUSTOM	

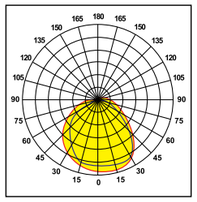

H	Ø	E (klm)
1m	300cm	560lx
2m	600cm	140lx
3m	910cm	62lx
4m	1210cm	35lx

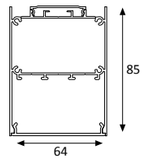

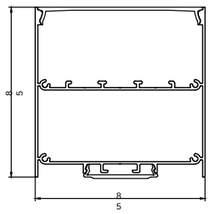

Osram OT Dali

LED DIMMER

Osram OT Dali

RV 2000





PENDANT 05

ALÜMİNYUM PROFİL SARKIT

IP40

Polycarbonate cover,
Aluminum anodized
body,
IP40
220Vac input,
SMD LED,
180 ° light angle.

Polikarbon kapak,
Alüminyum eloksal
gövde,
IP40
220Vac giriş,
SMD LED,
180° ışık açısı.

Code	LED	W	Min.Cutting
5214.120.48	120 LED	48W	100mm
5214.144.16	144 LED	16W	83mm
5214 .144.42	144 LED	421W	83mm

Kelvin (K)	IP
2700K	IP40
3000K	
4000K	
5000K	
6000K	
RED	
GREEN	
BLUE	
AMBER	
CUSTOM	

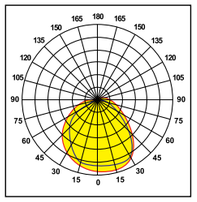

H	Ø	E (klm)
1m	300cm	560lx
2m	600cm	140lx
3m	910cm	62lx
4m	1210cm	35lx

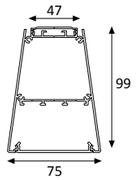

Osram OT Dali

LED DIMMER

Osram OT Dali

RP 3000

PENDANT 06

ALÜMİNYUM PROFİL SARKIT

IP40

Polycarbonate tube body,
Aluminum anodized
inner body,
IP40,
24Vdc input,
SMD LED,
180 ° light angle.

Polikarbon tüp gövde,
Alüminyum
eloksal iç gövde,
IP40,
24Vdc giriş,
SMD LED,
180° ışık açısı.

Code	LED	W	Min.Cutting
5215.60.6	60 LED	6W	100mm
5215.72.8	72 LED	8W	83mm
5215.72.18	72 LED	18W	83mm
5215.120.12	120 LED	12W	83mm

Kelvin (K)	IP
2700K	IP40
3000K	
4000K	
5000K	
6000K	

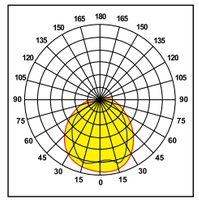

H	Ø	E (klm)
1m	140cm	190lx
2m	280cm	47lx
3m	410cm	21lx
4m	550cm	12lx

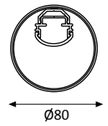

Osram OT Dali

LED DIMMER

Osram OT Dali

RL 1010

CLEAR FLEX LED F15

ESNEK LED

160° light output angle, distance between LEDs 11mm, bendable up to 12cm, continuous 10m single end feed, continuous 20m
two end feed,
24Vdc input voltage, salt water resistant, IP68 IK08 fire protection and Anti-UV.

160° ışık çıkış açısı, LED'ler arası mesafe 11mm, Max 12cm'ye kadar bükülebilme, kesintisiz 10m tek uçtan besleme, kesintisiz 20m iki uçtan besleme, 24Vdc giriş voltajı, Tuzlu suya dayanıklı, P68 IK08 yangın koruma ve Anti-UV.

Code	LED	W	Min.Cutting
1612.108.7	108 LED	7,2W	56mm
1612.108.12	108 LED	12W	56mm

Kelvin (K)	IP
2700K	IP68
3000K	
4000K	
5000K	
6000K	
RGB	
RGB-W	
RED	
AMBER	

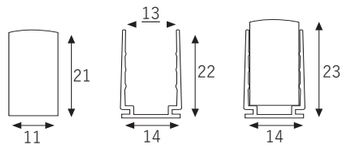

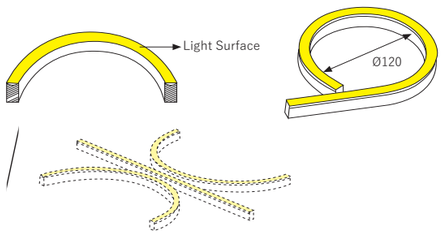

Type 1

Single end feed: 10m; Double end feed:20m (for diy connector) Tek uç besleme: 10m; Çift çıkış besleme: 20m (konektörü için)

IP68 Closing Cover
Sonlama Kapağı

IP68 Energy Input
Enerji Girişi

Mounting Profile
Montaj Profili

Type 2

Single end feed:7m; Double end feed: 14m (for injection moulding connector) Tek uç besleme: 7 m; Çift uçlu besleme: 14m (enjeksiyon döküm bağlantısı için)

IP68 Closing Cover
Sonlama Kapağı

IP68 Energy Input-1
Enerji Girişi

IP68 Energy Input-2
Enerji Girişi

IP68 Energy Input-3
Enerji Girişi

RGB DMX

Osram OT Dali

Osram OT Dali

LED Dimmer

Bendable Serrated Aluminum Profile

It is an expanded design of the serrated aluminum profile, and caters for the continuously streamlined aesthetics of curve shape. The secondary precision cutting process, not only maintains the advantage of clamping force, but also enables the two-way horizontal bending directions with super shape memory.

Please refer to the applicable installation ways.





Test Object	No.	Experiment Item	Standard
Metal Parts	1	Weather Resistance-Salt Spray	IEC 68-2-11
Mounting profile	2	Clamping force	CLEAR-defined

Dimension: mm

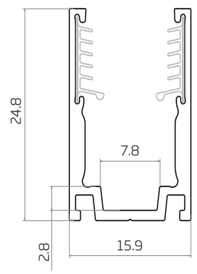

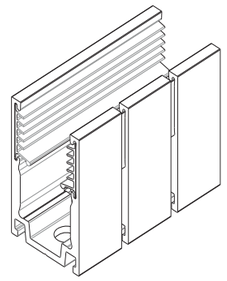

Tolerance: ±0.2mm

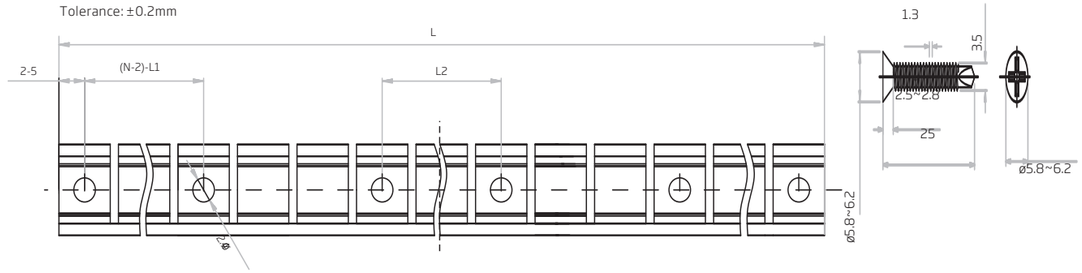

Item Code	Standard Length	L1	L2	Screw Hole	Hole Number
F15-BSA/PL-500MM-AL	500mm/19.68in	116.5mm/4.59in	23.3mm/0.92in	ø4.2mm/0.17in	6
F15-BSA/PL-1000MM-AL	1000mm/39.37in	116.5mm/4.59in	58.2mm/2.29in	ø4.2mm/0.17in	10

PROFİL ÇEŞİTLERİ

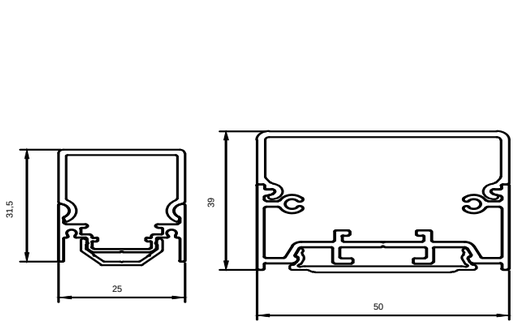

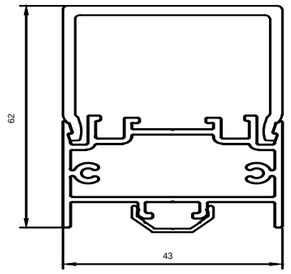

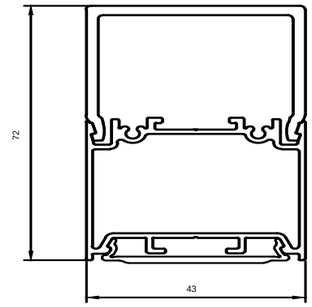

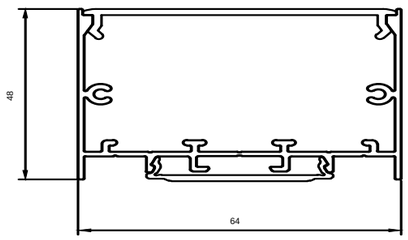

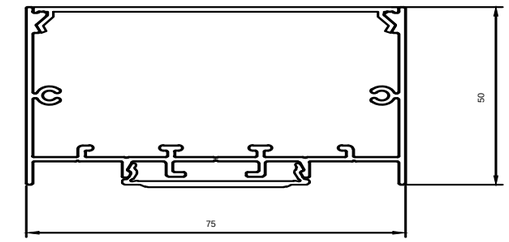



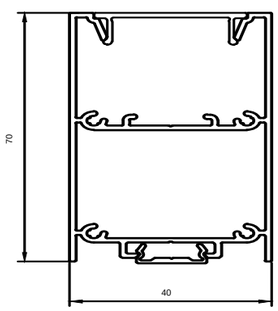

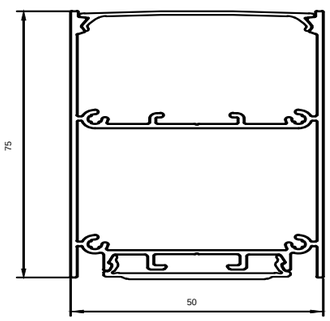

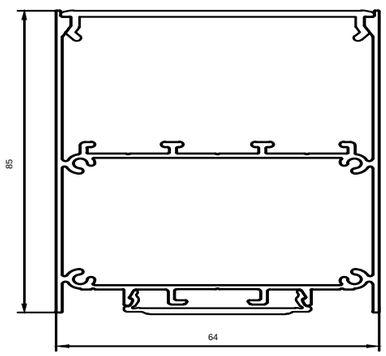

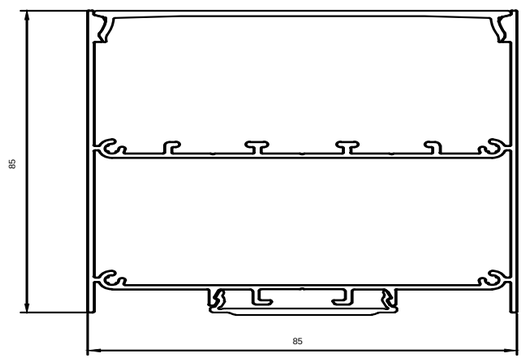

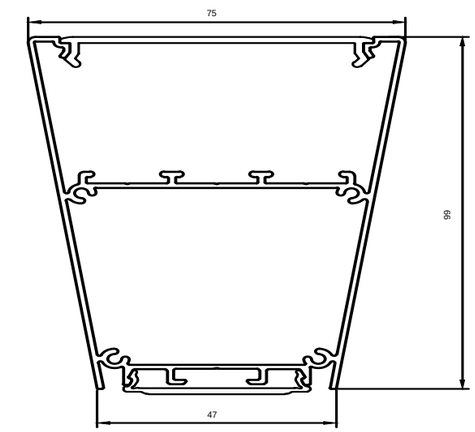

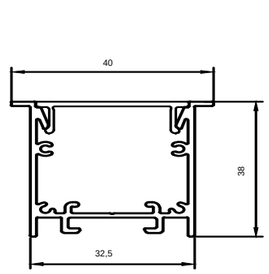

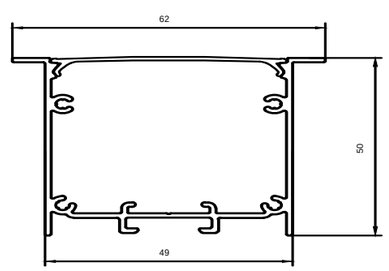

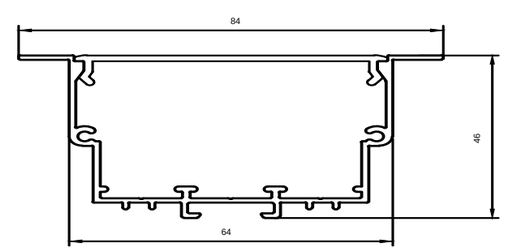

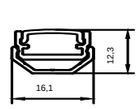

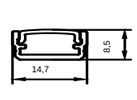

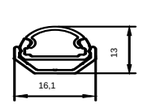

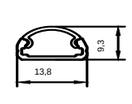

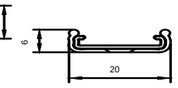

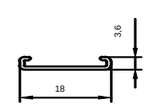

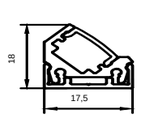

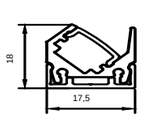

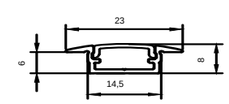

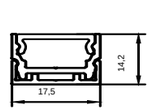

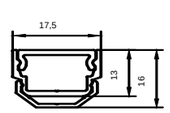

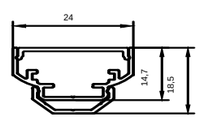

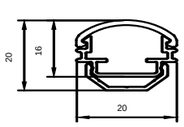

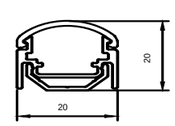

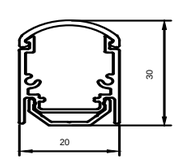

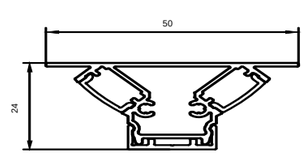

Flexglo™ F15 SERIES

Flexglo™ F15B Monochrome - Colorful Light & Jacket (PVC)

3 year Warranty | Solvents Resistant | UV Resistant | Flame Resistant | Salt Water Resistant | IK08 Protection

Certification Mark	UL	UL	CE	IS
Test Standard/Directive	UL2108 Class 2	UL2108 Non Class 2	CE-EMC	IS 10322
Certificate Serial Number	20180801-E360029	20180312-E360029	SZEM1712012372LMV	R-41128376
Report Reference	E360029-20130322	E360029-20180309	SZEM171201237201	NO.20190425001

Light Color

Red | Green | Blue | Yelllow | Orange

PVC Casing (Base)

Pantone #1797C	Pantone #3278C	Pantone #302C	Pantone #4535C	Pantone #7410C

This actual color of the product might be slightly different with the Pantone color listed here due to process variability.

Ambient Working Temperature

≤8W/m -20 ~ 50℃ /-4~122℉

12W/m -20 ~ 45℃ /-4~113℉

Ambient Installation Temperature
0 ~ 45℃ /32~113℉

Storage Temperature
-20 ~ 60℃ /-4~140℉

Max. Mounting Surface Temperature
60℃ /140℉

Constant Current
DC24V

C-FR-F15B-HB

C-FR-F15B-HB-24CC-G-GG-72-12W-83.3

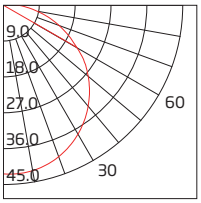

AVERAGE BEAM ANGLE (50%): 116.5°

Min. Bending Diameter
120mm/4.72in

Min. Cutting Length
125mm/4.92in, 9LEDs
83.3mm/3.28in, 6LEDs

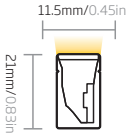

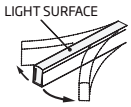

Horizontal Bending

Bending-extreme
2212 times

Tensile- instantaneous
53.892 kg.f

Twist-extreme
3276 times

Warning: Extreme Destructive Testsin laboratory only, and it's forbidden to operate in practice.

Note:
1. The illuminated light length shall be an integral multiple of min. cutting length.
2. The waterproof reliability of the lighting fixture depends on the IP rating of connector, and please make sure connector is properly assembled before installation. The highest IP rating we can achieve is IP68.

Item Code

C	FR	F15B	HB	24CC	G	GG	72	12W	83.3
Company	Material	Product Series	Bending Direction	Voltage & Circuit Type	Color	Base & Lighting Surface	LEDs Qty/m	Power/m	Min. Cutting Length (mm)
Clear	FR= (PVC) Flex Ribbon	F15B= Monochrome	HB= Horizontal Bending	DC24V & Constant Current	R=Red	RR= Red & Red	72	8W	125
					G=Green B=Blue Y=Yellow O=Orange	GG= Green & Green BB= Blue & Blue YY= Yellow & Yellow OO= Orange & Orange		12W	83.3

Feature

Flexglo™ F15B Monochrome - Colorful Light & Jacket (PVC), with colorful PVC casing, it is a perfect solution for scenes that require outstanding visual effect not only in nighttime but also in daytime, and for projects where the light fixture color and mounting surface color need to be matched. Besides, standard colors of red, green, blue and yellow, bespoke Pantone colors are optional.

Multiple connector options are available for different applications. Combined with the adoption of the DryWire™ technology,
*The IP67 Injection-moulded Connector is engineered for outdoor use.
*The P68 Dual Injection-moulded Connector is specially designed for long-term submersible applications.
*The IP67 Field Assembly Connector, which is underpinned by the Insulfit™ technology that enables quick assembly in the field along with waterproof reliability (proper assembly required).

This product features a ultra long lifespan in outdoor application by leveraging other ClearTech™ such as the PinBoost™ technology enhancing physical reliability of light engine, the C-Mask™ technology retarding PVC discoloration and enabling lasting colorful jacket and consistent illumination.

Electrical Parameter

Category	C-FR-F15B-HB	C-FR-F15B-HB
Voltage (V)	24	24
Current (mA/m)	333.3	500.0
Power (W/m)	8	12
Circuit Type	CC	CC
LED Type	2835	2835
LEDs Qty/m	72	72
LEDs Qty/unit	9	6
Unit/m	8	12
Min. Cutting Length (mm)	125	83.3
Min. Cutting Length (in)	4.92	3.28

Optical Parameter

Item Code	Finished Product				LED
	Color	Wavelength	Lumen/m	Lumen/ft	Color Tolerance
C-FR-F15B-HB-24CC-R-RR-72-8W-125	Red	618-624nm	50lm	15lm	<3nm
C-FR-F15B-HB-24CC-G-GG-72-12W-83.3	Green	522-528nm	135lm	41lm	<3nm
C-FR-F15B-HB-24CC-B-BB-72-12W-83.3	Blue	468-474nm	20lm	6lm	<3nm
C-FR-F15B-HB-24CC-Y-YY-72-12W-83.3	Yellow	578-582nm	200lm	61lm	N/A
C-FR-F15B-HB-24CC-O-OO-72-12W-83.3	Orange	600-606nm	150lm	46lm	N/A

Max. Running Length Input: DC24V

Type	Swivel Connector		Sleeve Connector		Snap Connector		Injection-moulded Connector		Dual Injection-moulded Connector	
IP Rating	IP20		IP40		IP67		IP67		IP68	
Item Code	Single-end Feed	Double-end Feed	Single-end Feed	Double-end Feed	Single-end Feed	Double-end Feed	Single-end Feed	Double-end Feed	Single-end Feed	Double-end Feed
C-FR-F15B-8W	7.5m/24.6ft	15m/49.2ft	15m/49.2ft	30m/98.4ft	15m/49.2ft	30m/98.4ft	15m/49.2ft	30m/98.4ft	15m/49.2ft	30m/98.4ft
C-FR-F15B-12W	5m/16.4ft	10m/32.8ft	10m/32.8ft	20m/65.6ft	10m/32.8ft	20m/65.6ft	10m/32.8ft	20m/65.6ft	10m/32.8ft	20m/65.6ft

Note:
1. Above conclusion is based on voltage drop testing result of the light with 0.3m (0.98ft) cable only.
2. The maximum running length is based on the light in static full loading status.
3. Above running length is only the light length excluding lengths of connectors.
4. The delivery length might be subject to the maximum packing length.

Flexglo™ F15B Monochrome - Colorful Light (PVC)

3 year Warranty | Solvents Resistant | UV Resistant | Flame Resistant | Salt Water Resistant | IK08 Protection

Certification Mark	UL	UL	CE	IS
Test Standard/Directive	UL2108 Class 2	UL2108 Non Class 2	CE-EMC	IS 10322
Certificate Serial Number	20180801-E360029	20180312-E360029	SZEM1712012372LMV	R-41128376
Report Reference	E360029-20130322	E360029-20180309	SZEM171201237201	NO.20190425001

Light Color

Red | Green | Blue | Amber

Ambient Working Temperature

≤8W/m -20 ~ 50℃ /-4~122℉

12W/m -20 ~ 45℃ /-4~113℉

Ambient Installation Temperature
0 ~ 45℃ /32~113℉

Storage Temperature
-20 ~ 60℃ /-4~140℉

Max. Mounting Surface Temperature
60℃ /140℉

Constant Current
DC24V

C-FR-F15B-HB

C-FR-F15B-HB-24CC-G-WM-72-12W-83.3

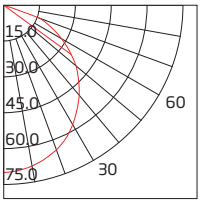

AVERAGE BEAM ANGLE (50%): 111.9°

Min. Bending Diameter
120mm/4.72in

Min. Cutting Length
125mm/4.92in, 9LEDs
83.3mm/3.28in, 6LEDs

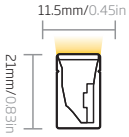

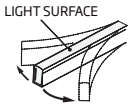

Horizontal Bending

Bending-extreme
2212 times

Tensile- instantaneous
53.892 kg.f

Twist-extreme
3276 times

Warning: Extreme Destructive Tests in laboratory only, and it's forbidden to operate in practice.

Note:
1. The illuminated light length shall be an integral multiple of min. cutting length.
2. The waterproof reliability of the lighting fixture depends on the IP rating of connector, and please make sure connector is properly assembled before installation. The highest IP rating we can achieve is IP68.

Item Code

C	FR	F15B	HB	24CC	G	WM	72	12W	83.3
Company	Material	Product Series	Bending Direction	Voltage & Circuit Type	Color	Base & Lighting Surface	LEDs Qty/m	Power/m	Min. Cutting Length (mm)
Clear	FR= (PVC) Flex Ribbon	F15B= Monochrome	HB= Horizontal Bending	DC24V & Constant Current	R=Red A=Amber G=Green B=Blue	WM= White & Milky	72	8W 12W	125 83.3

Feature

Flexglo™ F15B Monochrome - Colorful Light (PVC), rich color options make it suitable for commercial decoration and auxiliary lighting.

Multiple connector options are available for different applications. Combined with the adoption of the DryWire™ technology,
*The IP67 Injection-moulded Connector is engineered for outdoor use.
*The IP68 Dual Injection-moulded Connector is specially designed for long-term submersible applications.
*The IP67 Field Assembly Connector, which is underpinned by the Insulfit™ technology that enables quick assembly in the field along with waterproof reliability (proper assembly required).

This product features a ultra long lifespan in outdoor application by leveraging other ClearTech™ such as the PinBoost™ technology enhancing physical reliability of light engine, the C-Mask™ technology retarding PVC discoloration and enabling consistent illumination.

Electrical Parameter

Category	C-FR-F15B-HB	C-FR-F15B-HB
Voltage (V)	24	24
Current (mA/m)	333.3	500.0
Power (W/m)	8	12
Circuit Type	CC	CC
LED Type	2835	2835
LEDs Qty/m	72	72
LEDs Qty/unit	9	6
Unit/m	8	12
Min. Cutting Length (mm)	125	83.3
Min. Cutting Length (in)	4.92	3.28

Optical Parameter

Item Code	Finished Product				LED
	Color	Wavelength	Lumen/m	Lumen/ft	Color Tolerance
C-FR-F15B-HB-24CC-R-WM-72-8W-125	Red	618-624nm	110lm	34lm	<3nm
C-FR-F15B-HB-24CC-G-WM-72-12W-83.3	Green	522-528nm	220lm	67lm	<3nm
C-FR-F15B-HB-24CC-B-WM-72-12W-83.3	Blue	468-474nm	35lm	11lm	<3nm
C-FR-F15B-HB-24CC-A-WM-72-8W-125	Amber	588-594nm	110lm	34lm	<3nm

Max. Running Length Input: DC24V

Type	Swivel Connector		Sleeve Connector		Snap Connector		Injection-moulded Connector		Dual Injection-moulded Connector	
IP Rating	IP20		IP40		IP67		IP67		IP68	
Item Code	Single-end Feed	Double-end Feed	Single-end Feed	Double-end Feed	Single-end Feed	Double-end Feed	Single-end Feed	Double-end Feed	Single-end Feed	Double-end Feed
C-FR-F15B-8W	7.5m/24.6ft	15m/49.2ft	15m/49.2ft	30m/98.4ft	15m/49.2ft	30m/98.4ft	15m/49.2ft	30m/98.4ft	15m/49.2ft	30m/98.4ft
C-FR-F15B-12W	5m/16.4ft	10m/32.8ft	10m/32.8ft	20m/65.6ft	10m/32.8ft	20m/65.6ft	10m/32.8ft	20m/65.6ft	10m/32.8ft	20m/65.6ft

Note:
1. Above conclusion is based on voltage drop testing result of the light with 0.3m (0.98ft) cable only.
2. The maximum running length is based on the light in static full loading status.
3. Above running length is only the light length excluding lengths of connectors.
4. The delivery length might be subject to the maximum packing length.

Flexglo™ F15B Monochrome - White Light & Black Jacket (PVC)

3 year Warranty | Solvents Resistant | UV Resistant | Flame Resistant | Salt Water Resistant | IK08 Protection

Certification Mark	UL	UL	CE	IS
Test Standard/Directive	UL2108 Class 2	UL2108 Non Class 2	CE-EMC	IS 10322
Certificate Serial Number	20180801-E360029	20180312-E360029	SZEM1712012372LMV	R-41128376
Report Reference	E360029-20130322	E360029-20180309	SZEM171201237201	N0.20190425001

CCT

2200K | 3000K | 4000K

Ambient Working Temperature
≤12W/m -20 ~ 45℃ /-4~113℉

Ambient Installation Temperature
0 ~ 45℃ /32~113℉

Storage Temperature
-20 ~ 60℃ /-4~140℉

Max. Mounting Surface Temperature
60℃ /140℉

CC Constant Current
DC24V

C-FR-F15B-HB

C-FR-F15B-HB-24CC-30K-DM-72-80-12W-83.3

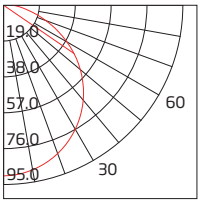

UNIT: cd
–C90/270

AVERAGE BEAM ANGLE (50%): 115.4°

Min. Bending Diameter
120mm/4.72in

Min. Cutting Length
83.3mm/3.28in
6LEDs

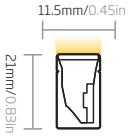

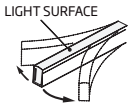

Horizontal Bending

Bending-extreme
2212 times

Tensile-instantaneous
53.892 kg.f

Twist-extreme
3276 times

Warning: Extreme Destructive Tests in laboratory only, and it's forbidden to operate in practice.

Note:
1. The illuminated light length shall be an integral multiple of min. cutting length.
2. The waterproof reliability of the lighting fixture depends on the IP rating of connector, and please make sure connector is properly assembled before installation. The highest IP rating we can achieve is IP68.

Feature

Flexglo™ F15B Monochrome - White Light & Black Jacket (PVC), the black PVC casing helps it hidden well in black and dark environments when the light is off.
Multiple connector options are available for different applications. Combined with the adoption of the DryWire™ technology,

*The IP67 Injection-moulded Connector is engineered for outdoor use.
*The IP68 Dual Injection-moulded Connector is specially designed for long-term submersible applications.
*The IP67 Field Assembly Connector, which is underpinned by the Insulfit™ technology that enables quick assembly in the field along with waterproof reliability (proper assembly required).
This product features a ultra long lifespan in outdoor application by leveraging other ClearTech™ such as the PinBoost™ technology enhancing physical reliability of light engine, the C-Mask™ technology retarding PVC discoloration and enabling consistent illumination.

Item Code

C	FR	F15B	HB	24CC	30K	DM	72	80	12W	83.3
Company	Material	Product Series	Bending Direction	Voltage & Circuit Type	CCT	Base & Lighting Surface	LEDs Qty/m	CRI	Power/m	Min. Cutting Length (mm)
Clear	FR= (PVC) Flex Ribbon	F15B= Monochrome	HB= Horizontal Bending	DC24V & Constant Current	22K=2200K 30K=3000K 40K=4000K	DM= Dark & Milky	72	80	12W	83.3

Electrical Parameter

Category	C-FR-F15B-HB
Voltage (V)	24
Current (mA/m)	500.0
Power (W/m)	12
Circuit Type	CC
LED Type	2835
LEDs Qty/m	72
LEDs Qty/unit	6
Unit/m	12
Min. Cutting Length (mm)	83.3
Min. Cutting Length (in)	3.28

Optical Parameter

Item Code	Finished Product						LED	
	CCT	CCT Tolerance	Color Tolerance	CRI	Lumen/m	Lumen/ft	Color Tolerance	CRI
C-FR-F15B-HB-24CC-22K-DM-72-80-12W-83.3	2200K	2238±102K	<6.5SDCM	80	240lm	73lm	<2.3SDCM	82~87
C-FR-F15B-HB-24CC-30K-DM-72-80-12W-83.3	3000K	3045±175K	<6.5SDCM	80	280lm	85lm	<2.3SDCM	82~87
C-FR-F15B-HB-24CC-40K-DM-72-80-12W-83.3	4000K	3985±275K	<6.5SDCM	80	280lm	85lm	<2.3SDCM	82~87

Note:
1. CCT Tolerance refers to target CCT and tolerance (ANSI C78.377).
2. Color Tolerance refers to CLEAR standard for the different batch of finished product and LED, and it's <4SDCM for same batches of finished product.

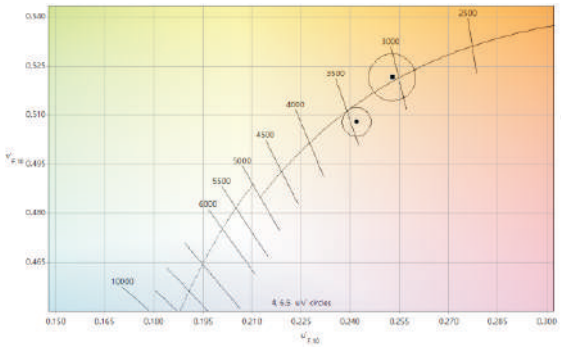

Color Matching

Color temperature value stated on all CLEAR's documents refers to finished products. LED's color temperature would be shifted by the light diffuser made of PVC or silicone material. CLEAR calibrates color temperature and color coordinate of tailor-made LEDs with proprietary color-matching algorithms to produce a precise color temperature and color coordinate close to black body locus for finished products. All LEDs would be strictly tested and tightly controlled to ensure finished products can meet ANSI standard.

Max. Running Length Input: DC24V

Type	Swivel Connector		Sleeve Connector		Snap Connector		Injection-moulded Connector		Dual Injection-moulded Connector	
IP Rating	IP20		IP40		IP67		IP67		IP68	
Item Code	Single-end Feed	Double-end Feed	Single-end Feed	Double-end Feed	Single-end Feed	Double-end Feed	Single-end Feed	Double-end Feed	Single-end Feed	Double-end Feed
C-FR-F15B-12W	5m/16.4ft	10m/32.8ft	10m/32.8ft	20m/65.6ft	10m/32.8ft	20m/65.6ft	10m/32.8ft	20m/65.6ft	10m/32.8ft	20m/65.6ft

Note:
1. Above conclusion is based on voltage drop testing result of the light with 0.3m (0.98ft) cable only.
2. The maximum running length is based on the light in static full loading status.
3. Above running length is only the light length excluding lengths of connectors.
4. The delivery length might be subject to the maximum packing length.

Flexglo™ F15B Monochrome - White Light & Gray Jacket (PVC)

3 year Warranty | Solvents Resistant | UV Resistant | Flame Resistant | Salt Water Resistant | IK08 Protection

Certification Mark	UL	UL	CE	IS
Test Standard/Directive	UL2108 Class 2	UL2108 Non Class 2	CE-EMC	IS 10322
Certificate Serial Number	20180801-E360029	20180312-E360029	SZEM1712012372LMV	R-41128376
Report Reference	E360029-20130322	E360029-20180309	SZEM171201237201	N0.20190425001

CCT

2200K | 3000K | 4000K

PVC Casing (Base)

Pantone #9C

This actual color of the product might be slightly different with the Pantone color listed here due to process variability.

Ambient Working Temperature
≤12W/m -20 ~ 45℃ /-4~113℉

Ambient Installation Temperature
0 ~ 45℃ /32~113℉

Storage Temperature
-20 ~ 60℃ /-4~140℉

Max. Mounting Surface Temperature
60℃ /140℉

Constant Current
DC24V

C-FR-F15B-HB

C-FR-F15B-HB-24CC-30K-GYM-72-80-12W-83.3

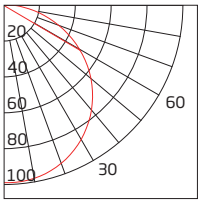

UNIT: cd
–C90/270

AVERAGE BEAM ANGLE (50%): 114.1°

Min. Bending Diameter
120mm/4.72in

Min. Cutting Length
83.3mm/3.28in
6LEDs

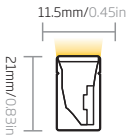

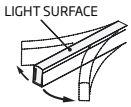

Horizontal Bending

Bending-extreme
2212 times

Tensile- instantaneous
53.892 kg.f

Twist-extreme
3276 times

Warning: Extreme Destructive Tests in laboratory only, and it's forbidden to operate in practice.

Note:
1. The illuminated light length shall be an integral multiple of min. cutting length.
2. The waterproof reliability of the lighting fixture depends on the IP rating of connector, and please make sure connector is properly assembled before installation. The highest IP rating we can achieve is IP68.

Feature

Flexglo™ F15B Monochrome - White Light & Gray Jacket (PVC), the gray PVC casing helps it hidden well in gray and dark environments when the light is off.
Multiple connector options are available for different applications. Combined with the adoption of the DryWire™ technology,

*The IP67 Injection-moulded Connector is engineered for outdoor use.
*The UL676 listed IP68 Dual Injection-moulded Connector is specially designed for long-term submersible applications.
*The IP67 Field Assembly Connector, which is underpinned by the Insulfit™ technology that enables quick assembly in the field along with waterproof reliability (proper assembly required).
This product features a ultra long lifespan in outdoor application by leveraging other ClearTech™ such as the PinBoost™ technology enhancing physical reliability of light engine, the C-Mask™ technology retarding PVC discoloration and enabling consistent illumination.

Item Code

C	FR	F15B	HB	24CC	30K	GYM	72	80	12W	83.3
Company	Material	Product Series	Bending Direction	Voltage & Circuit Type	CCT	Base & Lighting Surface	LEDs Qty/m	CRI	Power/m	Min. Cutting Length (mm)
Clear	FR= (PVC) Flex Ribbon	F15B= Monochrome	HB= Horizontal Bending	DC24V & Constant Current	22K=2200K 30K=3000K 40K=4000K	GYM= Gray & Milky	72	80	12W	83.3

Electrical Parameter

Category	C-FR-F15B-HB
Voltage (V)	24
Current (mA/m)	500.0
Power (W/m)	12
Circuit Type	CC
LED Type	2835
LEDs Qty/m	72
LEDs Qty/unit	6
Unit/m	12
Min. Cutting Length (mm)	83.3
Min. Cutting Length (in)	3.28

Optical Parameter

Item Code	Finished Product						LED	
	CCT	CCT Tolerance	Color Tolerance	CRI	Lumen/m	Lumen/ft	Color Tolerance	CRI
C-FR-F15B-HB-24CC-22K-GYM-72-80-12W-83.3	2200K	2238±102K	<6.5SDCM	80	240lm	73lm	<2.3SDCM	82~87
C-FR-F15B-HB-24CC-30K-GYM-72-80-12W-83.3	3000K	3045±175K	<6.5SDCM	80	280lm	85lm	<2.3SDCM	82~87
C-FR-F15B-HB-24CC-40K-GYM-72-80-12W-83.3	4000K	3985±275K	<6.5SDCM	80	280lm	85lm	<2.3SDCM	82~87

Note:
1. CCT Tolerance refers to target CCT and tolerance (ANSI C78.377).
2. Color Tolerance refers to CLEAR standard for the different batch of finished product and LED, and it's <4SDCM for same batches of finished product.

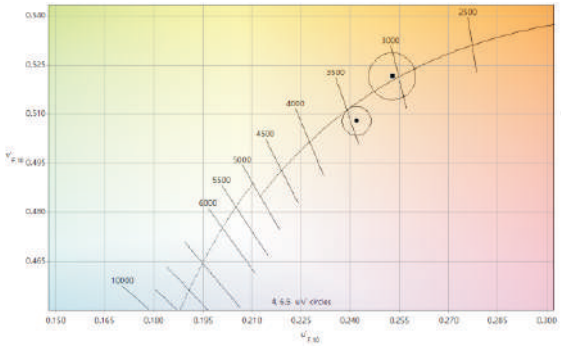

Color Matching

Color temperature value stated on all CLEAR's documents refers to finished products. LED's color temperature would be shifted by the light diffuser made of PVC or silicone material. CLEAR calibrates color temperature and color coordinate of tailor-made LEDs with proprietary color-matching algorithms to produce a precise color temperature and color coordinate close to black body locus for finished products. All LEDs would be strictly tested and tightly controlled to ensure finished products can meet ANSI standard.

Max. Running Length Input: DC24V

Type	Swivel Connector		Sleeve Connector		Snap Connector		Injection-moulded Connector		Dual Injection-moulded Connector	
IP Rating	IP20		IP40		IP67		IP67		IP68	
Item Code	Single-end Feed	Double-end Feed	Single-end Feed	Double-end Feed	Single-end Feed	Double-end Feed	Single-end Feed	Double-end Feed	Single-end Feed	Double-end Feed
C-FR-F15B-12W	5m/16.4ft	10m/32.8ft	10m/32.8ft	20m/65.6ft	10m/32.8ft	20m/65.6ft	10m/32.8ft	20m/65.6ft	10m/32.8ft	20m/65.6ft

Note:
1. Above conclusion is based on voltage drop testing result of the light with 0.3m (0.98ft) cable only.
2. The maximum running length is based on the light in static full loading status .
3. Above running length is only the light length excluding lengths of connectors.
4. The delivery length might be subject to the maximum packing length.

Flexglo™ F15B Monochrome - White Light (PVC)

3 year Warranty
Solvents Resistant
UV Resistant
Flame Resistant
Salt Water Resistant
IK08 Protection

Certification Mark	UL	UL	CE	
Test Standard/Directive	UL2108 Class 2	UL2108 Non Class 2	CE-EMC	IS 10322
Certificate Serial Number	20180801-E360029	20180312-E360029	SZEM1712012372LMV	R-41128376
Report Reference	E360029-20130322	E360029-20180309	SZEM171201237201	NO.20190425001

CCT

2200K 2700K 3000K

3500K 4000K 5700K

Ambient Working Temperature
≤6W/m -20 ~ 55℃ /-4~131℉
9W/m -20 ~ 50℃ /-4~122℉
12W/m -20 ~ 45℃ /-4~113℉

Ambient Installation Temperature
0 ~ 45℃ /32~113℉

Storage Temperature
-20 ~ 60℃ /-4~140℉

Max. Mounting Surface Temperature
60℃ /140℉

CC Constant Current
DC24V

C-FR-F15B-HB

C-FR-F15B-HB-24CC-30K-WM-72-80-12W-83.3

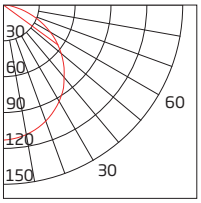

UNIT: cd
–C90/270

AVERAGE BEAM ANGLE (50%): 115.3°

Min. Bending Diameter
120mm/4.72in

Min. Cutting Length
83.3mm/3.28in
6LEDs

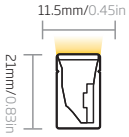

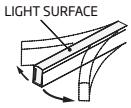

Horizontal Bending

Bending-extreme
2212 times

Tensile-instantaneous
53.892 kg.f

Twist-extreme
3276 times

Warning: Extreme Destructive Tests in laboratory only, and it's forbidden to operate in practice.

Note:
1. The illuminated light length shall be an integral multiple of min. cutting length.
2. The waterproof reliability of the lighting fixture depends on the IP rating of connector, and please make sure connector is properly assembled before installation. The highest IP rating we can achieve is IP68.

Item Code

C	FR	F15B	HB	24CC	30K	WM	72	80	12W	83.3
Company	Material	Product Series	Bending Direction	Voltage & Circuit Type	CCT	Base & Lighting Surface	LEDs Qty/m	CRI	Power/m	Min. Cutting Length (mm)
Clear	FR= (PVC) Flex Ribbon	F15B= Monochrome	HB= Horizontal Bending	DC24V & Constant Current	22K=2200K 27K=2700K 30K=3000K 35K=3500K 40K=4000K 57K=5700K	WM= White & Milky	72	80	6W 9W 12W	83.3
					27K=2700K 30K=3000K 35K=3500K 40K=4000K			90	12W	
					30K=3000K			95		

Flexglo™ F15B Monochrome - White Light (PVC)

CRI 90

Item Code	Finished Product							LED	
	CCT	CCT Tolerance	Color Tolerance	CRI	R9	Lumen/m	Lumen/ft	Color Tolerance	CRI
C-FR-F15B-HB-24CC-27K-WM-72-90-12W-83.3	2700K	2725±145K	<6.5SDCM	90	35~80	250lm	76lm	<2.3SDCM	91~97
C-FR-F15B-HB-24CC-30K-WM-72-90-12W-83.3	3000K	3045±175K	<6.5SDCM	90	35~80	295lm	90lm	<2.3SDCM	91~97
C-FR-F15B-HB-24CC-35K-WM-72-90-12W-83.3	3500K	3465±245K	<6.5SDCM	90	35~80	295lm	90lm	<2.3SDCM	91~97
C-FR-F15B-HB-24CC-40K-WM-72-90-12W-83.3	4000K	3985±275K	<6.5SDCM	90	35~80	295lm	90lm	<2.3SDCM	91~97

CRI 95

Item Code	Finished Product							LED	
	CCT	CCT Tolerance	Color Tolerance	CRI	R9	Lumen/m	Lumen/ft	Color Tolerance	CRI
C-FR-F15B-HB-24CC-30K-WM-72-95-12W-83.3	3000K	3045±175K	<6.5SDCM	95	80~99	250lm	76lm	<2.3SDCM	96~99

Note:
1. CCT Tolerance refers to target CCT and tolerance (ANSI C78.377).
2. Color Tolerance refers to CLEAR standard for the different batch of finished product and LED, and it's <4SDCM for same batches of finished product.

TM-30

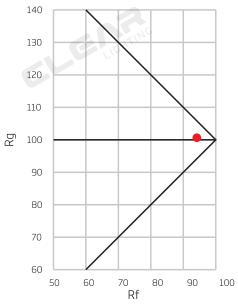

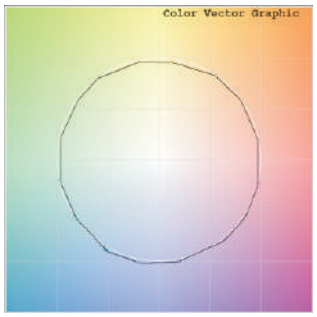

IES TM-30-15 is a new system of several related measures and graphics that can be used together to effectively evaluate and communicate a light source's color rendering properties. The development of the method involved synthesizing multiple related research efforts and combining ideas into a single, cohesive system of objective information that can be used to aid decision-making processes, such as finding the preferred light source for a given application or evaluating the tradeoffs between efficacy and color rendering.

Measure	Abbreviation	Description
Fidelity Index	Rf	Analogous to CIE Ra (CRI). Characterizes the average color shift of the 99 CES to characterize the overall level of similarity between the test source and reference illuminant. Values range from 0 to 100.
Gamut Index	Rg	Compares the area enclosed by the average chromaticity coordinates in each of 16 hue bins to characterize the average saturation level of the test source compared to the reference illuminant. A neutral score is 100, with values greater than 100 indicating an increase in saturation and values less than 100 indicating a decrease in saturation. The range in values grows as fidelity decreases.

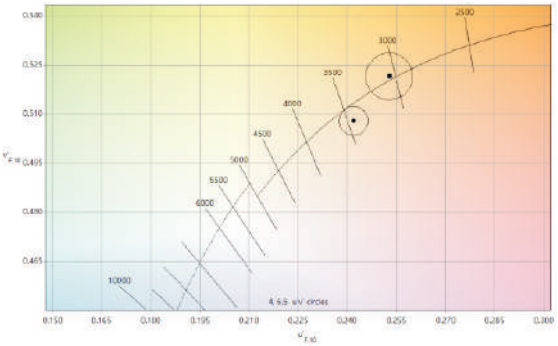

Color Matching

Color temperature value stated on all CLEAR's documents refers to finished products. LED's color temperature would be shifted by the light diffuser made of PVC or silicone material. CLEAR calibrates color temperature and color coordinate of tailor-made LEDs with proprietary color-matching algorithms to produce a precise color temperature and color coordinate close to black body locus for finished products. All LEDs would be strictly tested and tightly controlled to ensure finished products can meet ANSI standard.

Max. Running Length Input: DC24V

Type	Swivel Connector		Sleeve Connector		Snap Connector		Injection-moulded Connector		Dual Injection-moulded Connector	
IP Rating	IP20		IP40		IP67		IP67		IP68	
Item Code	Single-end Feed	Double-end Feed	Single-end Feed	Double-end Feed	Single-end Feed	Double-end Feed	Single-end Feed	Double-end Feed	Single-end Feed	Double-end Feed
C-FR-F15B-6W	10m/32.8ft	20m/65.6ft	20m/65.6ft	40m/131.2ft	20m/65.6ft	40m/131.2ft	20m/65.6ft	40m/131.2ft	20m/65.6ft	40m/131.2ft
C-FR-F15B-9W	6m/19.68ft	12m/39.36ft	13m/42.64ft	26m/85.28ft	13m/42.64ft	26m/85.28ft	13m/42.64ft	26m/85.28ft	13m/42.64ft	26m/85.28ft
C-FR-F15B-12W	5m/16.4ft	10m/32.8ft	10m/32.8ft	20m/65.6ft	10m/32.8ft	20m/65.6ft	10m/32.8ft	20m/65.6ft	10m/32.8ft	20m/65.6ft

Note:
1. Above conclusion is based on voltage drop testing result of the light with 0.3m (0.98ft) cable only.
2. The maximum running length is based on the light in static full loading status .
3. Above running length is only the light length excluding lengths of connectors.
4. The delivery length might be subject to the maximum packing length.

Flexglo™ F15B Monochrome - White Light With Brand LED (PVC)

3 year Warranty | Solvents Resistant | UV Resistant | Flame Resistant | Salt Water Resistant | IK08 Protection

NICHIA

CCT

2500K | 2700K | 3000K | 3500K | 4000K | 4500K | 5000K

Certification Mark	UL	UL	UL	CE	IS
Test Standard/Directive	UL2108 Class 2	UL2108 Non Class 2	UL676	CE-EMC	IS 10322
Certificate Serial Number	20180801-E360029	20180312-E360029	20180710-E495762	SZEM1712012372LMV	R-41128376
Report Reference	E360029-20130322	E360029-20180309	E495762-20180703	SZEM171201237201	NO.20190425001

Ambient Working Temperature
≤12W -20 ~ 45℃ /-4~113℉

Ambient Installation Temperature
0 ~ 45℃ /32~113℉

Storage Temperature
-20 ~ 60℃ /-4~140℉

Max. Mounting Surface Temperature
60℃ /140℉

Constant Current
DC24V

C-FR-ProF15B-HB

C-FR-ProF15B-HB-24CC-30K-WM-60-80-12W-83.3

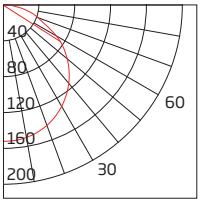

UNIT: cd
–C90/270

AVERAGE BEAM ANGLE (50%): 114.0°

Min. Bending Diameter
120mm/4.72in

Min. Cutting Length
100mm/3.94in
6LEDs

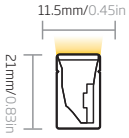

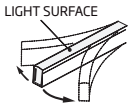

Horizontal Bending

Bending-extreme
2749 times

Tensile-instantaneous
49 kg.f

Twist-extreme
3120 times

Warning: Extreme Destructive Tests in laboratory only, and it's forbidden to operate in practice.

Note:
1. The illuminated light length shall be an integral multiple of min. cutting length.
2. The waterproof reliability of the lighting fixture depends on the IP rating of connector, and please make sure connector is properly assembled before installation. The highest IP rating we can achieve is IP68.

Feature

Flexglo™ F15B Monochrome - White Light With Brand LED (PVC), with Nichia LED inside, it is an ideal product for the project where premium LED is required.
Multiple connector options are available for different applications. Combined with the adoption of the DryWire™ technology,

*The IP67 Injection-moulded Connector is engineered for outdoor use.
*The IP68 Dual Injection-moulded Connector is specially designed for long-term submersible applications.
*The IP67 Field Assembly Connector, which is underpinned by the Insulfit™ technology that enables quick assembly in the field along with waterproof reliability (proper assembly required).

This product features a ultra long lifespan in outdoor application by leveraging other ClearTech™ such as the PinBoost™ technology enhancing physical reliability of light engine, the C-Mask™ technology retarding PVC discoloration and enabling consistent illumination.

Item Code

C	FR	ProF15B	HB	24CC	30K	WM	60	80	12W	100
Company	Material	Product Series	Bending Direction	Voltage & Circuit Type	CCT	Base & Lighting Surface	LEDs Qty/m	CRI	Power/m	Min. Cutting Length (mm)
Clear	FR= (PVC) Flex Ribbon	Pro= Brand LED F15B= Monochrome	HB= Horizontal Bending	DC24V & Constant Current	25K=2500K 27K=2700K 30K=3000K 35K=3500K 40K=4000K 45K=4500K 50K=5000K	WM= White & Milky	60	80	12W	100

Electrical Parameter

Category	C-FR-ProF15B-HB
Voltage (V)	24
Current (mA/m)	500.0
Power (W/m)	12
Circuit Type	CC
LED Type	3030 NICHIA
LEDs Qty/m	60
LEDs Qty/unit	6
Unit/m	10
Min. Cutting Length (mm)	100
Min. Cutting Length (in)	3.94

Optical Parameter

Item Code	Finished Product						LED	
	CCT	CCT Tolerance	Color Tolerance	CRI	Lumen/m	Lumen/ft	Color Tolerance	CRI
C-FR-ProF15B-HB-24CC-25K-WM-60-80-12W-100	2500K	2460±120K	<6.5SDCM	80	280lm	85lm	<3.8SDCM	81~88
C-FR-ProF15B-HB-24CC-27K-WM-60-80-12W-100	2700K	2725±145K	<6.5SDCM	80	280lm	85lm	<3.8SDCM	81~88
C-FR-ProF15B-HB-24CC-30K-WM-60-80-12W-100	3000K	3045±175K	<6.5SDCM	80	320lm	98lm	<3.8SDCM	81~88
C-FR-ProF15B-HB-24CC-35K-WM-60-80-12W-100	3500K	3465±245K	<6.5SDCM	80	320lm	98lm	<3.8SDCM	81~88
C-FR-ProF15B-HB-24CC-40K-WM-60-80-12W-100	4000K	3985±275K	<6.5SDCM	80	320lm	98lm	<3.8SDCM	81~88
C-FR-ProF15B-HB-24CC-45K-WM-60-80-12W-100	4500K	4503±243K	<6.5SDCM	80	320lm	98lm	<3.8SDCM	81~88
C-FR-ProF15B-HB-24CC-50K-WM-60-80-12W-100	5000K	5029±283K	<6.5SDCM	80	320lm	98lm	<3.8SDCM	81~88

Note:
1. CCT Tolerance refers to target CCT and tolerance (ANSI C78.377).
2. Color Tolerance refers to CLEAR standard for the different batch of finished product and LED, and it's <4SDCM for same batches of finished product.

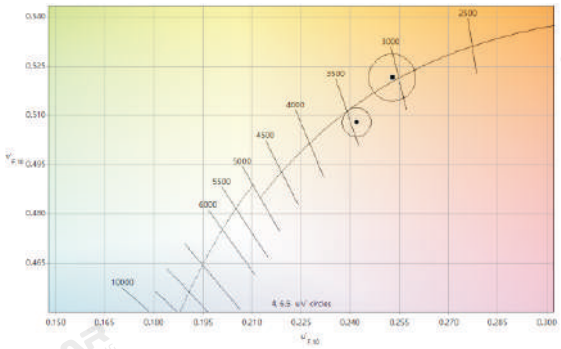

Color Matching

Color temperature value stated on all CLEAR's documents refers to finished products. LED's color temperature would be shifted by the light diffuser made of PVC or silicone material. CLEAR calibrates color temperature and color coordinate of tailor-made LEDs with proprietary color-matching algorithms to produce a precise color temperature and color coordinate close to black body locus for finished products. All LEDs would be strictly tested and tightly controlled to ensure finished products can meet ANSI standard.

Max. Running Length Input: DC24V

Type	Swivel Connector		Sleeve Connector		Snap Connector		Injection-moulded Connector		Dual Injection-moulded Connector	
IP Rating	IP20		IP40		IP67		IP67		IP68	
Item Code	Single-end Feed	Double-end Feed	Single-end Feed	Double-end Feed	Single-end Feed	Double-end Feed	Single-end Feed	Double-end Feed	Single-end Feed	Double-end Feed
C-FR- ProF15B-12W	5m/16.4ft	10m/32.8ft	10m/32.8ft	20m/65.6ft	10m/32.8ft	20m/65.6ft	10m/32.8ft	20m/65.6ft	10m/32.8ft	20m/65.6ft

Note:
1. Above conclusion is based on voltage drop testing result of the light with 0.3m (0.98ft) cable only.
2. The maximum running length is based on the light in static full loading status.
3. Above running length is only the light length excluding lengths of connectors.
4. The delivery length might be subject to the maximum packing length.

F15B Connector (PVC)

Type/IP Rating	Bending Direction	Front Connector End	Front Connector Side from Left	Front Connector Side from Right	Front Connector Bottom
Swivel Connector IP20	HB	 F15B-HB-SW/FC-01/02-E-0.3m/1m 22AWG*2	N/A N/A	N/A N/A	N/A N/A
Sleeve Connector IP40	HB	 F15B-HB-SL/FC-01/02-E-0.3m/1m/3m/5m/10m/15m/20m 18AWG*2	N/A N/A	N/A N/A	N/A N/A
Snap Connector IP67	HB	 F15B-HB-SN/FC-01/02-E-0.3m/1m/3m/5m/10m/15m/20m 18AWG*2	 F15B-HB-SN/FC-01/02-SL-0.3m/1m/3m/5m/10m/15m/20m 18AWG*2	 F15B-HB-SN/FC-01/02-SR-0.3m/1m/3m/5m/10m/15m/20m 18AWG*2	 F15B-HB-SN/FC-01/02-B-0.3m/1m/3m/5m/10m/15m/20m 18AWG*2
Injection-moulded Connector IP67	HB	 F15B-HB-IM/FC-01/02-E-0.3m/1m/3m/5m/10m/15m/20m 18AWG*2	 F15B-HB-IM/FC-02-SL-0.3m/1m/3m/5m/10m/15m/20m 18AWG*2	 F15B-HB-IM/FC-01-SR-0.3m/1m/3m/5m/10m/15m/20m 18AWG*2	 F15B-HB-IM/FC-01/02-B-0.3m/1m/3m/5m/10m/15m/20m 18AWG*2
Dual Injection - moulded Connector IP68	HB	 F15B-HB-DIM/FC-01/02-E-0.3m/1m/3m/5m/10m/15m/20m 18AWG*2	 F15B-HB-DIM/FC-02-SL-0.3m/1m/3m/5m/10m/15m/20m 18AWG*2	 F15B-HB-DIM/FC-01-SR-0.3m/1m/3m/5m/10m/15m/20m 18AWG*2	 F15B-HB-DIM/FC-01/02-B-0.3m/1m/3m/5m/10m/15m/20m 18AWG*2

F15 Mounting Profile

Picture	Name/Item Code	Installation Way
	Aluminum Profile F15-A/PL-35/500/1000/2000mm	
	Flange Aluminum Profile F15-FA/PL-35/500/1000/2000mm	
	Serrated Aluminum Profile F15-SA/PL-20/500/1000/2000mm	

Type/IP Rating	Seamless Middle Connector & Power Feed	Middle Connector & Power T-feed	Middle Connector	Jumper	End Cap
Swivel Connector IP20	N/A N/A	N/A N/A	N/A N/A	N/A N/A	 F15-SW/EC
Sleeve Connector IP40	N/A N/A	 F15B-HB-SL/MC-PTF-01/02-0.3m/1m/3m 18AWG*2	 F15B-HB-SL/MC	 F15B-HB-SL/JU-01/02-0.3m/1m 18AWG*2	 F15-SL/EC
Snap Connector IP67	N/A N/A	 F15B-HB-SN/MC-PTF-01/02-0.3m/1m/3m 18AWG*2	N/A N/A	 F15B-HB-SN/JU-01/02-0.3m/1m 18AWG*2	 F15-SN/EC-01/02
Injection-moulded Connector IP67	 F15B-HB-IM/SEMC-PF-S-0.3m/1m/3m/5m/10m/15m/20m 18AWG*2	 F15B-HB-IM/MC-PTF-0.3m/1m/3m 18AWG*2	N/A N/A	 F15B-HB-IM/JU-0.3m/1m 18AWG*2	 F15-IM/EC
Dual Injection - moulded Connector IP68	N/A N/A	 F15B-HB-DIM/MC-PTF-0.3m/1m/3m 18AWG*2	N/A N/A	 F15B-HB-DIM/JU-0.3m/1m 18AWG*2	 F15-DIM/EC

Picture	Name/Item Code	Installation Way
	Flange Serrated Aluminum Profile F15-FSA/PL-20/500/1000/2000mm	
	Bendable Serrated Aluminum Profile F15-BSA/PL-500/1000mm	

Flexglo™ F15B Monochrome - Colorful Light (Silicone)

5 year Warranty | Solvents Resistant | UV Resistant | Flame Resistant | Salt Water Resistant | IK08 Protection

Certification Mark	UL	CE	IS
Test Standard/Directive	UL2108 Class 2	CE-EMC	IS 10322
Certificate Serial Number	20180801-E360029	SZEM1712012372LMV	R-41128376
Report Reference	E360029-20130322	SZEM171201237201	NO.20190425001

Light Color

Red | Green | Blue | Amber

Ambient Working Temperature

≤8W/m -40 ~ 60℃ /-40~140℉

12W/m -40 ~ 55℃ /-40~131℉

Ambient Installation Temperature
-40 ~ 50℃ /-40~122℉

Storage Temperature
-40 ~ 60℃ /-40~140℉

Max. Mounting Surface Temperature
85℃ /185℉

Constant Current
DC24V

C-SFR-F15B-HB

C-SFR-F15B-HB-24CC-G-WM-72-12W-83.3

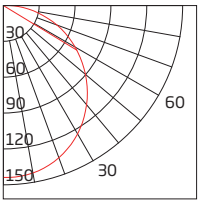

UNIT: cd
–C90/270

AVERAGE BEAM ANGLE (50%): 114.0°

Min. Bending Diameter
120mm/4.72in

Min. Cutting Length
125mm/4.92in, 9LEDs
83.3mm/3.28in, 6LEDs

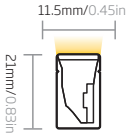

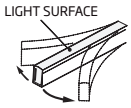

Horizontal Bending

Bending-extreme
4526 times

Tensile-instantaneous
>60 kg.f

Twist-extreme
3542 times

Warning: Extreme Destructive Tests in laboratory only, and it's forbidden to operate in practice.

Note:
1. The illuminated light length shall be an integral multiple of min. cutting length.
2. The waterproof reliability of the lighting fixture depends on the IP rating of connector, and please make sure connector is properly assembled before installation. The highest IP rating we can achieve is IP67.

Item Code

C	SFR	F15B	HB	24CC	G	WM	72	12W	83.3
Company	Material	Product Series	Bending Direction	Voltage & Circuit Type	Color	Base & Lighting Surface	LEDs Qty/m	Power/m	Min. Cutting Length (mm)
Clear	SFR= Silicone Flex Ribbon	F15B= Monochrome	HB= Horizontal Bending	DC24V & Constant Current	R=Red A=Amber	WM= White & Milky	72	8W	166.7
					G=Green B=Blue			12W	83.3

Feature

Flexglo™ F15B Monochrome - Colorful Light (Silicone), thanks to the excellent weatherproof and UV-resistant performance of silicone material, it features a wide ambient working temperature range of -40-55 ℃, especially suitable for harsh environment application.

Multiple connector options are available for different applications. Combined with the adoption of the DryWire™ technology,

*The IP67 Injection-moulded Connector is engineered for outdoor use, owing to its elegant appearance and strong adhesiveness acquired by the liquid silicone injection workmanship.

*The IP67 Field Assembly Connector, which is underpinned by the Insulfit™ technology that enables quick assembly in the field along with waterproof reliability (proper assembly required).

This product features a ultra long lifespan in outdoor application by leveraging other ClearTech™ such as the PinBoost™ technology enhancing physical reliability of light engine, the TwinFlex™ technology improving the conductivity and optimizing heat dissipation performance, the C-Mask™ technology making the light body self-cleaning and anti-UV and enabling consistent illumination.

Electrical Parameter

Category	C-SFR-F15B-HB	C-SFR-F15B-HB
Voltage (V)	24	24
Current (mA/m)	333.3	500.0
Power (W/m)	8	12
Circuit Type	CC	CC
LED Type	2835	2835
LEDs Qty/m	72	72
LEDs Qty/unit	9	6
Unit/m	8	12
Min. Cutting Length (mm)	125	83.3
Min. Cutting Length (in)	4.92	3.28

Optical Parameter

Item Code	Finished Product				LED
	Color	Wavelength	Lumen/m	Lumen/ft	Color Tolerance
C-SFR-F15B-HB-24CC-R-WM-72-8W-125	Red	618-624nm	130lm	40lm	<3nm
C-SFR-F15B-HB-24CC-G-WM-72-12W-83.3	Green	522-528nm	350lm	107lm	<3nm
C-SFR-F15B-HB-24CC-B-WM-72-12W-83.3	Blue	468-474nm	70lm	21lm	<3nm
C-SFR-F15B-HB-24CC-A-WM-72-8W-125	Amber	588-594nm	130lm	40lm	<3nm

Max. Running Length Input: DC24V

Type	Swivel Connector		Sleeve Connector		Snap Connector		Silicone Injection-moulded Connector	
IP Rating	IP20		IP40		IP67		IP67	
Item Code	Single-end Feed	Double-end Feed	Single-end Feed	Double-end Feed	Single-end Feed	Double-end Feed	Single-end Feed	Double-end Feed
C-SFR-F15B-8W	7.5m/24.6ft	15m/49.2ft	20m/65.6ft	40m/131.2ft	20m/65.6ft	40m/131.2ft	20m/65.6ft	40m/131.2ft
C-SFR-F15B-12W	5m/16.4ft	10m/32.8ft	15m/49.6ft	30m/98.4ft	15m/49.6ft	30m/98.4ft	15m/49.6ft	30m/98.4ft

Note:
1. Above conclusion is based on voltage drop testing result of the light with 0.3m (0.98ft) cable only.
2. The maximum running length is based on the light in static full loading status.
3. Above running length is only the light length excluding lengths of connectors.
4. The delivery length might be subject to the maximum packing length.

Flexglo™ F15B Monochrome - White Light (Silicone)

5 year Warranty | Solvents Resistant | UV Resistant | Flame Resistant | Salt Water Resistant | IK08 Protection

Certification Mark	UL	CE	IS
Test Standard/Directive	UL2108 Class 2	CE-EMC	IS 10322
Certificate Serial Number	20180801-E360029	SZEM1712012372LMV	R-41128376
Report Reference	E360029-20130322	SZEM171201237201	NO.20190425001

CCT

2200K | 2700K | 3000K | 3500K | 4000K | 5700K

Ambient Working Temperature
≤6W/m -40 ~ 65℃ /-40~149℉
9W/m -40 ~ 60℃ /-40~140℉
12W/m -40 ~ 55℃ /-40~131℉

Ambient Installation Temperature
-40 ~ 50℃ /-40~122℉

Storage Temperature
-40 ~ 60℃ /-40~140℉

Max. Mounting Surface Temperature
85℃ /185℉

Constant Current
DC24V

C-SFR-F15B-HB

C-SFR-F15B-HB-24CC-30K-WM-72-80-12W-83.3

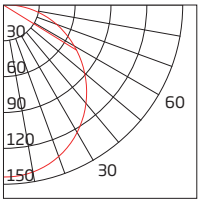

UNIT: cd
–C90/270

AVERAGE BEAM ANGLE (50%): 113.2°

Min. Bending Diameter
120mm/4.72in

Min. Cutting Length
83.3mm/3.28in
6LEDs

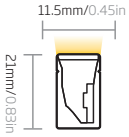

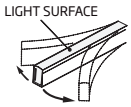

Horizontal Bending

Bending-extreme
4526 times

Tensile-instantaneous
>60 kg.f

Twist-extreme
3542 times

Warning: Extreme Destructive Tests in laboratory only, and it's forbidden to operate in practice.

Note:
1. The illuminated light length shall be an integral multiple of min. cutting length.
2. The waterproof reliability of the lighting fixture depends on the IP rating of connector, and please make sure connector is properly assembled before installation. The highest IP rating we can achieve is IP67.

Item Code

C	SFR	F15B	HB	24CC	30K	WM	72	80	12W	83.3
Company	Material	Product Series	Bending Direction	Voltage & Circuit Type	CCT	Base & Lighting Surface	LEDs Qty/m	CRI	Power/m	Min. Cutting Length (mm)
Clear	SFR= Silicone Flex Ribbon	F15B= Monochrome	HB= Horizontal Bending	DC24V & Constant Current	22K=2200K 27K=2700K 30K=3000K 35K=3500K 40K=4000K 57K=5700K	WM= White & Milky	72	80	6W 9W 12W	83.3
					27K=2700K 30K=3000K 35K=3500K 40K=4000K			90	12W	
					30K=3000K			95		

Flexglo™ F15B Monochrome - White Light (Silicone)

CRI 90

Item Code	Finished Product							LED	
	CCT	CCT Tolerance	Color Tolerance	CRI	R9	Lumen/m	Lumen/ft	Color Tolerance	CRI
C-SFR-F15B-HB-24CC-27K-WM-72-90-12W-83.3	2700K	2725±85K	<5SDCM	90	35~80	280lm	85lm	<2.3SDCM	91~97
C-SFR-F15B-HB-24CC-30K-WM-72-90-12W-83.3	3000K	3045±105K	<5SDCM	90	35~80	320lm	98lm	<2.3SDCM	91~97
C-SFR-F15B-HB-24CC-35K-WM-72-90-12W-83.3	3500K	3465±245K	<5SDCM	90	35~80	320lm	98lm	<2.3SDCM	91~97
C-SFR-F15B-HB-24CC-40K-WM-72-90-12W-83.3	4000K	3985±150K	<5SDCM	90	35~80	320lm	98lm	<2.3SDCM	91~97

CRI 95

Item Code	Finished Product							LED	
	CCT	CCT Tolerance	Color Tolerance	CRI	R9	Lumen/m	Lumen/ft	Color Tolerance	CRI
C-SFR-F15B-HB-24CC-30K-WM-72-95-12W-83.3	3000K	3045±105K	<5SDCM	95	80~99	270lm	82lm	<2.3SDCM	96~99

Note:
1. CCT Tolerance refers to target CCT and tolerance (ANSI C78.377).
2. Color Tolerance refers to CLEAR standard for the different batch of finished product and LED, and it's <3SDCM for same batches of finished product.

TM-30

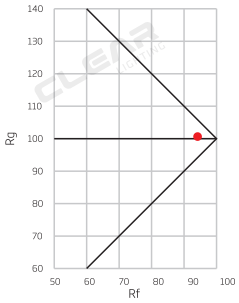

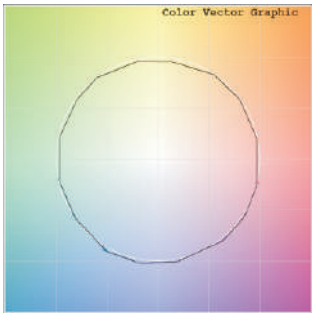

IES TM-30-15 is a new system of several related measures and graphics that can be used together to effectively evaluate and communicate a light source's color rendering properties. The development of the method involved synthesizing multiple related research efforts and combining ideas into a single, cohesive system of objective information that can be used to aid decision-making processes, such as finding the preferred light source for a given application or evaluating the tradeoffs between efficacy and color rendering.

Measure	Abbreviation	Description
Fidelity Index	Rf	Analogous to CIE Ra (CRI). Characterizes the average color shift of the 99 CES to characterize the overall level of similarity between the test source and reference illuminant. Values range from 0 to 100.
Gamut Index	Rg	Compares the area enclosed by the average chromaticity coordinates in each of 16 hue bins to characterize the average saturation level of the test source compared to the reference illuminant. A neutral score is 100, with values greater than 100 indicating an increase in saturation and values less than 100 indicating a decrease in saturation. The range in values grows as fidelity decreases.

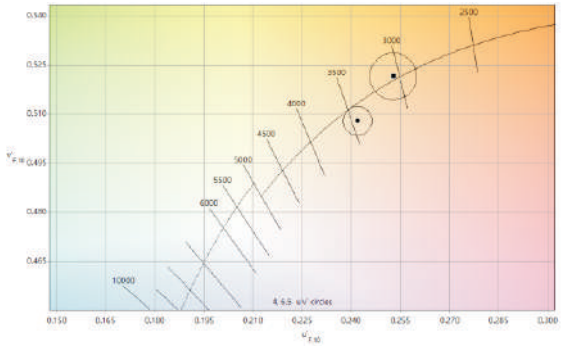

Color Matching

Color temperature value stated on all CLEAR's documents refers to finished products. LED's color temperature would be shifted by the light diffuser made of PVC or silicone material. CLEAR calibrates color temperature and color coordinate of tailor-made LEDs with proprietary color-matching algorithms to produce a precise color temperature and color coordinate close to black body locus for finished products. All LEDs would be strictly tested and tightly controlled to ensure finished products can meet ANSI standard.

Max. Running Length Input: DC24V

Type	Swivel Connector		Sleeve Connector		Snap Connector		Silicone Injection-moulded Connector	
IP Rating	IP20		IP40		IP67		IP67	
Item Code	Single-end Feed	Double-end Feed	Single-end Feed	Double-end Feed	Single-end Feed	Double-end Feed	Single-end Feed	Double-end Feed
C-SFR-F15B-6W	10m/32.8ft	20m/65.6ft	30m/98.4ft	60m/196.8ft	30m/98.4ft	60m/196.8ft	30m/98.4ft	60m/196.8ft
C-SFR-F15B-9W	6m/19.68ft	12m/39.36ft	18m/59.04ft	36m/118.08ft	18m/59.04ft	36m/118.08ft	18m/59.04ft	36m/118.08ft
C-SFR-F15B-12W	5m/16.4ft	10m/32.8ft	15m/49.6ft	30m/98.4ft	15m/49.6ft	30m/98.4ft	15m/49.6ft	30m/98.4ft

Note:
1. Above conclusion is based on voltage drop testing result of the light with 0.3m (0.98ft) cable only.
2. The maximum running length is based on the light in static full loading status.
3. Above running length is only the light length excluding lengths of connectors.
4. The delivery length might be subject to the maximum packing length.

F15B Connector (Silicone)

Type/IP Rating	Bending Direction	Front Connector End	Front Connector Side from Left	Front Connector Side from Right	Front Connector Bottom
Swivel Connector IP20	HB	 F15B-HB-SW/FC-01/02-E-0.3m/1m 22AWG*2	N/A N/A	N/A N/A	N/A N/A
Sleeve Connector IP40	HB	 F15B-HB-SL/FC-01/02-E-0.3m/1m/3m/5m/10m/15m/20m 18AWG*2	N/A N/A	N/A N/A	N/A N/A
Snap Connector IP67	HB	 F15B-HB-SN/FC-01/02-E-0.3m/1m/3m/5m/10m/15m/20m 18AWG*2	 F15B-HB-SN/FC-01/02-SL-0.3m/1m/3m/5m/10m/15m/20m 18AWG*2	 F15B-HB-SN/FC-01/02-SR-0.3m/1m/3m/5m/10m/15m/20m 18AWG*2	 F15B-HB-SN/FC-01/02-B-0.3m/1m/3m/5m/10m/15m/20m 18AWG*2
Silicone Injection-moulded Connector IP67	HB	 F15B-HB-SIM/FC-01/02-E-0.3m/1m/3m/5m/10m/15m/20m 18AWG*2	 F15B-HB-SIM/FC-02-SL-0.3m/1m/3m/5m/10m/15m/20m 18AWG*2	 F15B-HB-SIM/FC-01-SR-0.3m/1m/3m/5m/10m/15m/20m 18AWG*2	 F15B-HB-SIM/FC-01/02-B-0.3m/1m/3m/5m/10m/15m/20m 18AWG*2

F15 Mounting Profile

Picture	Name/Item Code	Installation Way
	Aluminum Profile F15-A/PL-35/500/1000/2000mm	
	Flange Aluminum Profile F15-FA/PL-35/500/1000/2000mm	
	Serrated Aluminum Profile F15-SA/PL-20/500/1000/2000mm	

Type/IP Rating	Seamless Middle Connector & Power Feed	Middle Connector & Power T-feed	Middle Connector	Jumper	End Cap
Swivel Connector IP20	N/A N/A	N/A N/A	N/A N/A	N/A N/A	 F15-SW/EC
Sleeve Connector IP40	N/A N/A	 F15B-HB-SL/MC-PTF-01/02-0.3m/1m/3m 18AWG*2	 F15B-HB-SL/MC	 F15B-HB-SL/JU-01/02-0.3m/1m 18AWG*2	 F15-SL/EC
Snap Connector IP67	N/A N/A	 F15B-HB-SN/MC-PTF-01/02-0.3m/1m/3m 18AWG*2	N/A N/A	 F15B-HB-SN/JU-01/02-0.3m/1m 18AWG*2	 F15-SN/EC-01/02
Silicone Injection-moulded Connector IP67	N/A N/A	 F15B-HB-SIM/MC-PTF-0.3m/1m/3m 18AWG*2	N/A N/A	 F15B-HB-SIM/JU-0.3m/1m 18AWG*2	 F15-SIM/EC

Picture	Name/Item Code	Installation Way
	Flange Serrated Aluminum Profile F15-FSA/PL-20/500/1000/2000mm	
	Bendable Serrated Aluminum Profile F15-BSA/PL-500/1000mm	

Flexglo™ F15B Wiring Diagram

1. Please use a constant voltage power supply with corresponding output voltage, and rated wattage of the power supply shall be 25% more than the actual power consumption of light to increase its life expectancy;

2. This wiring diagram is using the mains of AC230V with brown and blue wires as an example, and please connect with the corresponding live and neutral wires for other mains electricity;

3. Dimming frequency ranges from 100Hz to 2000Hz, and 500Hz is recommended.

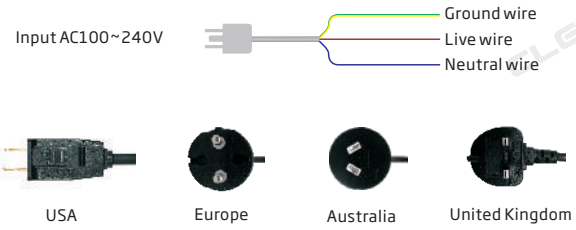

4. Types of standard plugs are optional if power cord is purchased from CLEAR.

Single-end Feed

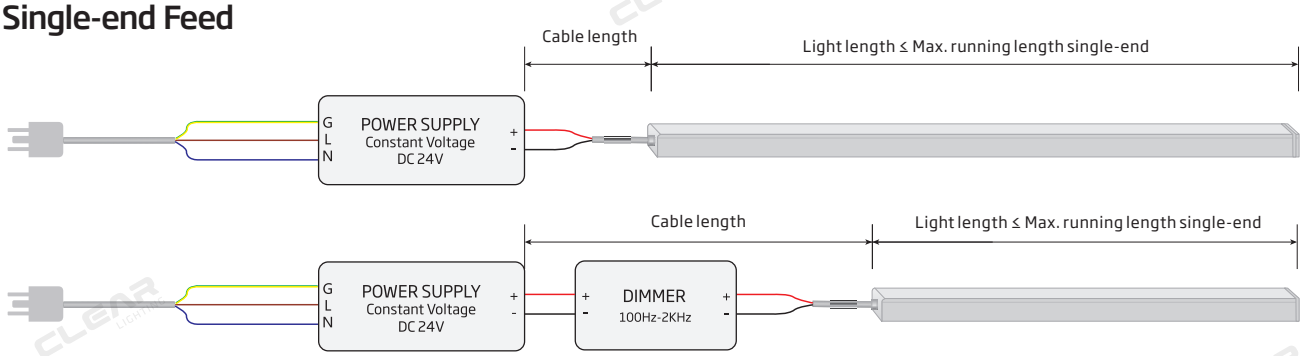

Light Length:

The length of the longest single light in parallel connection or sum of lights in series connection.

Cable Length:

The length of an electrical cable between power output end and light input end, and the cables for serial interconnection are inclusive.

How to Minimize Voltage Drop

1. Please ensure the cable length is not more than the table "Max. Cable Length" according to light length and its wire gauge.
2. Please ensure the light length is less than the cable "Max. Running Length Single-end Feed".

Max. Running Length Single-end Feed

Input: DC24V

Connector Type	Swivel Connector	Sleeve Connector	Snap Connector	Injection-moulded Connector	Dual Injection-moulded Connector
Wire Gauge	22AWG*2	18AWG*2	18AWG*2	18AWG*2	18AWG*2
C-FR-F15B-6W	10m/32.8ft	20m/65.6ft	20m/65.6ft	20m/65.6ft	20m/65.6ft
C-FR-F15B-8W	7.5m/24.6ft	15m/49.6ft	15m/49.6ft	15m/49.6ft	15m/49.6ft
C-FR-F15B-9W	6m/19.68ft	13m/42.64ft	13m/42.64ft	13m/42.64ft	13m/42.64ft
C-FR-F15B-12W	5m/16.4ft	10m/32.8ft	10m/32.8ft	10m/32.8ft	10m/32.8ft
C-FR-ProF15B-12W	5m/16.4ft	10m/32.8ft	10m/32.8ft	10m/32.8ft	10m/32.8ft
C-SFR-F15B-6W	10m/32.8ft	30m/98.4ft	30m/98.4ft	30m/98.4ft	/
C-SFR-F15B-8W	7.5m/24.6ft	20m/65.6ft	20m/65.6ft	20m/65.6ft	/
C-SFR-F15B-9W	6m/19.68ft	18m/59.04ft	18m/59.04ft	18m/59.04ft	/
C-SFR-F15B-12W	5m/16.4ft	15m/49.6ft	15m/49.6ft	15m/49.6ft	/

Note:
1. Above conclusion is based on voltage drop testing result of the light with 0.3m (0.98ft) cable only.
2. The maximum running length is based on the designated light in static full loading status.
3. Above running length is only the light length excluding lengths of connectors.
4. The delivered length might be subject to the maximum packing length.

Double-end Feed

The following wiring diagram with double-end feed to run length that is longer than max. running length for single-end feed but less than twice the value.

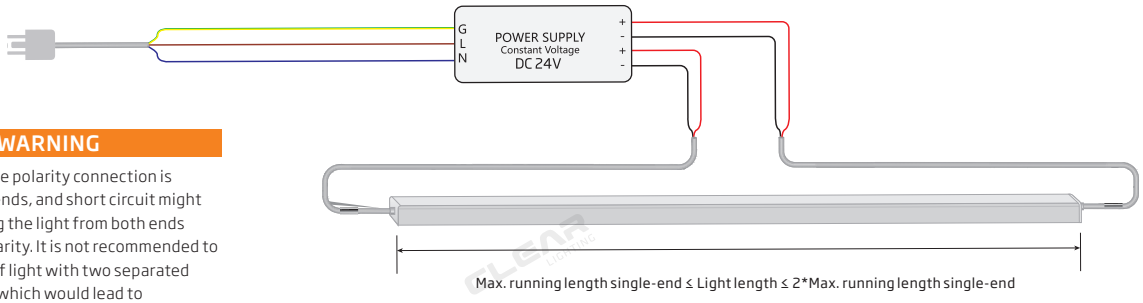

WARNING

Please ensure the polarity connection is correct on both ends, and short circuit might occur if powering the light from both ends with reverse polarity. It is not recommended to feed both ends of light with two separated power supplies, which would lead to overloading and overheating problem if either power supply is failed.

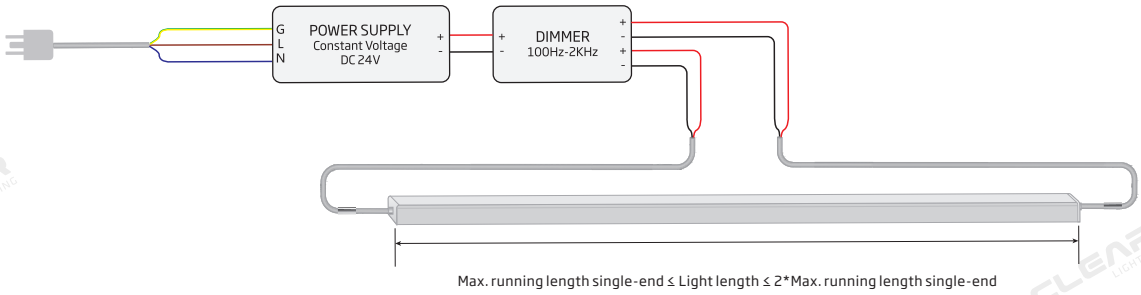

Light Length:

The length of the longest single light in parallel connection or sum of lights in series connection.

Cable Length:

The length of an electrical cable between power output end and light input end, and the cables for serial interconnection are inclusive.

How to Minimize Voltage Drop

1.It is optimal to position the power supply in the middle of a single light or multiple lines in daisy chain to keep the equivalent cable length on both ends for double-end feed.
2. Please ensure the cable length is not more than the table "Max. Cable Length" according to the half of light length and its wire gauge.
3. Please ensure the light length is less than the table "Max. Running Length Double-end Feed".

Max. Running Length Double-end Feed

Input: DC24V

Connector Type	Swivel Connector	Sleeve Connector	Snap Connector	Injection-moulded Connector	Dual Injection-moulded Connector
Wire Gauge	22AWG*2	18AWG*2	18AWG*2	18AWG*2	18AWG*2
C-FR-F15B-6W	20m/65.6ft	40m/131.2ft	40m/131.2ft	40m/131.2ft	40m/131.2ft
C-FR-F15B-8W	15m/49.2ft	30m/98.4ft	30m/98.4ft	30m/98.4ft	30m/98.4ft
C-FR-F15B-9W	12m/39.36ft	26m/85.28ft	26m/85.28ft	26m/85.28ft	26m/85.28ft
C-FR-F15B-12W	10m/32.8ft	20m/65.6ft	20m/65.6ft	20m/65.6ft	20m/65.6ft
C-FR-ProF15B-12W	10m/32.8ft	20m/65.6ft	20m/65.6ft	20m/65.6ft	20m/65.6ft
C-SFR-F15B-6W	20m/65.6ft	60m/196.8ft	60m/196.8ft	60m/196.8ft	/
C-SFR-F15B-8W	15m/49.2ft	40m/131.2ft	40m/131.2ft	40m/131.2ft	/
C-SFR-F15B-9W	12m/39.36ft	36m/118.08ft	36m/118.08ft	36m/118.08ft	/
C-SFR-F15B-12W	10m/32.8ft	30m/98.4ft	30m/98.4ft	30m/98.4ft	/

Note:
1. Above conclusion is based on voltage drop testing result of the light with 0.3m (0.98ft) cable only.
2. The maximum running length is based on the designated light in static full loading status.
3. Above running length is only the light length excluding lengths of connectors.
4. The delivered length might be subject to the maximum packing length.

Flexglo™ F15B Monochrome - AC120V Colorful Light (PVC)

3 year Warranty | Solvents Resistant | UV Resistant | Flame Resistant | Salt Water Resistant | IK08 Protection

Certification Mark	UL	UL	Intertek	Intertek
Test Standard/Directive	UL 2388	UL 1598	UL 1598 CSA C22.2 No.250.0	UL 2388 CSA C22.2 No.37
Certificate Serial Number	20160531-E469232	20180125-E496418	191001267SHA-001	191001268SHA-001
Report Reference	E469232-20160531	E496418-20180123	191001267SHA-001	191001268SHA-001

Light Color

Red | Green | Blue | Amber

Ambient Working Temperature
≤10W/m -20 ~ 35℃ /-4~95℉

Ambient Installation Temperature
5 ~ 35℃ /41~95℉

Storage Temperature
-20 ~ 60℃ /-4~140℉

Max. Mounting Surface Temperature
60℃ /140℉

AC High Voltage
AC120V

C-FR-F15B-HB

C-FR-F15B-HB-AC120-G-WM-84-6W-500

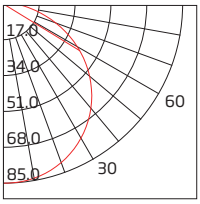

UNIT: cd
–C90/270

AVERAGE BEAM ANGLE (50%): 117.1°

Min. Cutting Length
125mm/4.92in, 10LEDs
83.3mm/3.28in, 7LEDs
500mm/19.69in, 42LEDs

Min. Bending Diameter
120mm/4.72in

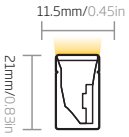

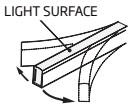

Horizontal Bending

Note:
1. The illuminated light length shall be an integral multiple of min. cutting length.
2. The products will be made and preassembled in compliance with the required certificate and lengths, and any cutting or disassembly on site is forbidden. The overall IP rating is secured up to IP65.

Feature

Flexglo™ F15B Monochrome - AC120V Colorful Light (PVC) is UL & ETL certificated, and maximum length for each individual piece is up to 20m.

The IP65 High Voltage Injection-moulded Connector with SJTW cable is designed for outdoor use. Customized lengths with the Waterproof Male and Female Connectors improve the convenience of installation and maintenance.
This product features a ultra long lifespan in outdoor application by leveraging ClearTech™ such as the Decentifier™ technology eliminating the failure risks of the whole electric circuit brought by the traditional external rectifier, the C-Mask™ technology retarding PVC discoloration and enabling consistent illumination.

Item Code

C	FR	F15B	HB	AC120	G	WM	84	6W	500
Company	Material	Product Series	Bending Direction	Voltage & Circuit Type	Color	Base & Lighting Surface	LEDs Qty/m	Power/m	Min. Cutting Length (mm)
Clear	FR= (PVC) Flex Ribbon	F15B= Monochrome	HB= Horizontal Bending	AC120V & High Voltage	R=Red G=Green B=Blue A=Amber	WM= White & Milky	84	6W (UL-UL2388) 10W (UL-UL1598)	500
					R=Red A=Amber		80	10W (ETL-UL2388/1598)	125
					G=Green B=Blue		84		83.3

Flexglo™ F15B Monochrome - AC120V White Light (PVC)

3 year Warranty | Solvents Resistant | UV Resistant
Flame Resistant | Salt Water Resistant | IK08 Protection

Certification Mark	UL	UL	ETL Intertek	ETL Intertek
Test Standard/Directive	UL 2388	UL 1598	UL 1598 CSA C22.2 No.250.0	UL 2388 CSA C22.2 No.37
Certificate Serial Number	20160531-E469232	20180125-E496418	191001267SHA-001	191001268SHA-001
Report Reference	E469232-20160531	E496418-20180123	191001267SHA-001	191001268SHA-001

CCT

2200K | 2700K | 3000K
3500K | 4000K | 5700K

Ambient Working Temperature
≤12W/m -20 ~ 35℃ /-4~95℉

Ambient Installation Temperature
5 ~ 35℃ /41~95℉

Storage Temperature
-20 ~ 60℃ /-4~140℉

Max. Mounting Surface Temperature
60℃ /140℉

AC High Voltage
AC120V

C-FR-F15B-HB

C-FR-F15B-HB-AC120-30K-WM-84-80-6W-500

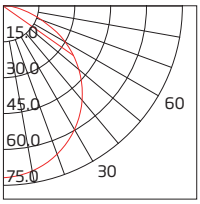

UNIT: cd
–C90/270

AVERAGE BEAM ANGLE (50%): 116.5°

Min. Cutting Length
83.3mm/3.28in, 7LEDs
500mm/19.69in, 42LEDs

Min. Bending Diameter
120mm/4.72in

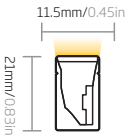

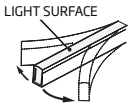

Horizontal Bending

Note:
1. The illuminated light length shall be an integral multiple of min. cutting length.
2. The products will be made and preassembled in compliance with the required certificate and lengths, and any cutting or disassembly on site is forbidden. The overall IP rating is secured up to IP65.

Feature

Flexglo™ F15B Monochrome - AC120V White Light (PVC) is UL & ETL certificated, and maximum length for each individual piece is up to 20m.

The IP65 High Voltage Injection-moulded Connector with SJTW cable is designed for outdoor use. Customized lengths with the Waterproof Male and Female Connectors improve the convenience of installation and maintenance.
This product features a ultra long lifespan in outdoor application by leveraging ClearTech™ such as the Decentifier™ technology eliminating the failure risks of the whole electric circuit brought by the traditional external rectifier, the C-Mask™ technology retarding PVC discoloration and enabling consistent illumination.

Item Code

C	FR	F15B	HB	AC120	30K	WM	84	80	6W	500
Company	Material	Product Series	Bending Direction	Voltage & Circuit Type	CCT	Base & Lighting Surface	LEDs Qty/m	CRI	Power/m	Min. Cutting Length (mm)
Clear	FR= (PVC) Flex Ribbon	F15B= Monochrome	HB= Horizontal Bending	AC120V & High Voltage	22K=2200K 27K=2700K 30K=3000K 35K=3500K 40K=4000K 57K=5700K	WM= White & Milky	84	80	6W (UL-UL2388) 12W (UL-UL1598)	500
									10W (ETL- UL2388/1598)	83.3

Flexglo™ F15B-AC120V Wiring Diagram

UL Certified (Standard UL 2388)

1

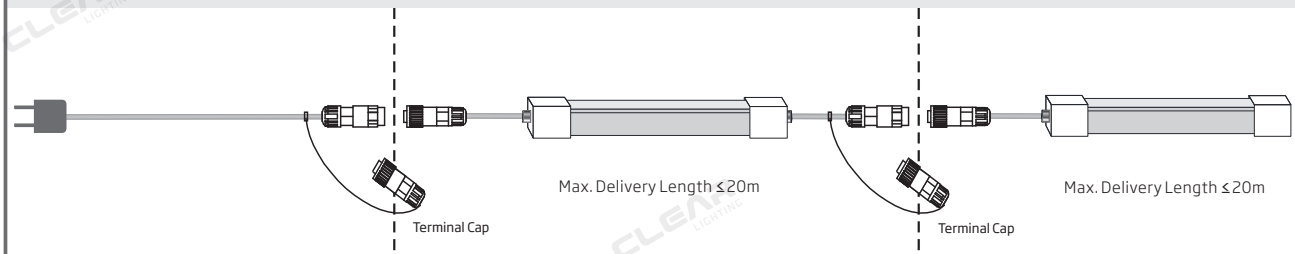

Part 1 Power Lead | Part 2 Segment | Part 3 End Part

ETL Certified (Standard UL 2388, CSA C22.2#37)

2

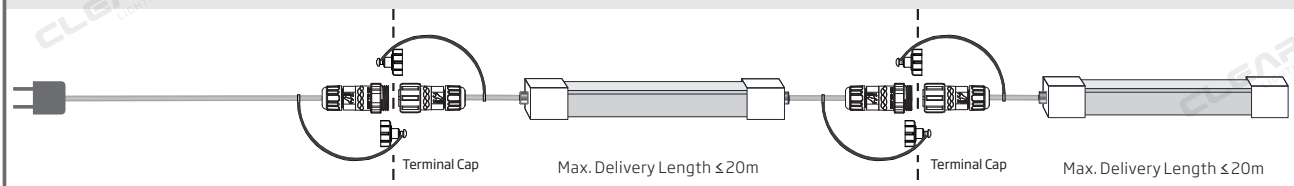

Part 1 Power Lead | Part 2 Segment | Part 3 End Part

UL Certified (Standard UL 2388) ETL Certified (Standard UL 2388, CSA C22.2#37)

3

UL Certified (Standard UL 1598)

4

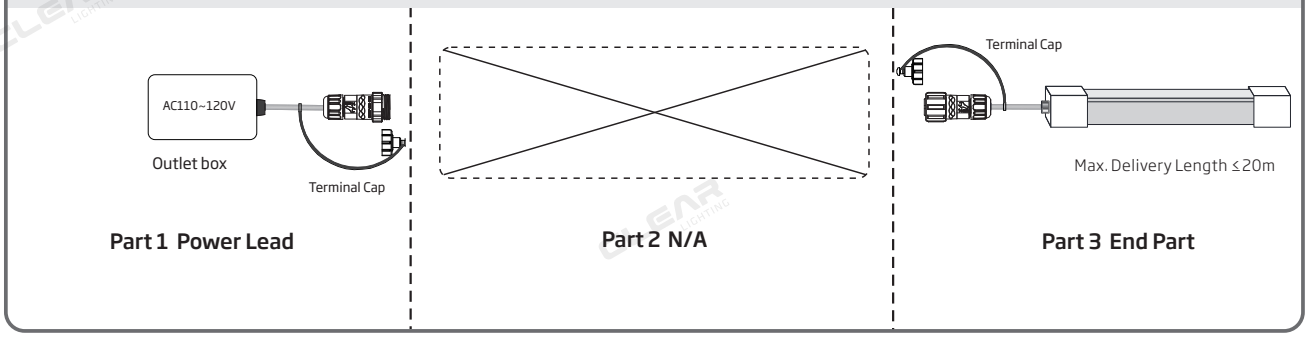

ETL Certified (Standard UL 1598, CSA C22.2#250.0)

5

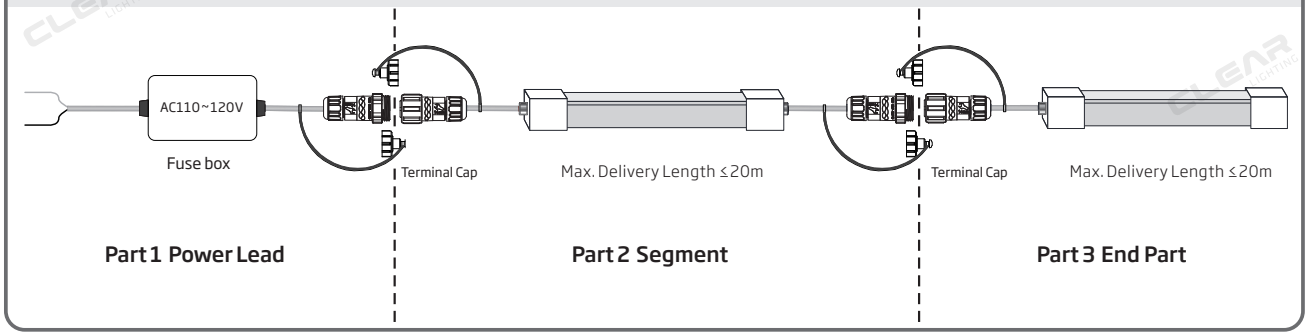

● Part1
Three types of certifications are optional.
Please connect this part with Part 2 or Part 3 according to the specific certification of the product.

● Part2
The both ends are attached with high voltage injection-moulded front connectors and respectively equipped with male and female connectors, which can be used as an extension for Part 1.

● Part3
The both ends are attached with high voltage injection-moulded front connector (same cable entry as Part 2) equipped with female connector and end cap respectively. The overall IP rating is secured up to IP65 after the assembly is finished.

Note:
1. The products will be made and preassembled in compliance with the required certificate and lengths, and any cutting or disassembly on site is forbidden.
2. Attention should be paid that all unconnected female connectors shall be sealed with terminal caps.

UL Certified (Standard UL 2388)

1

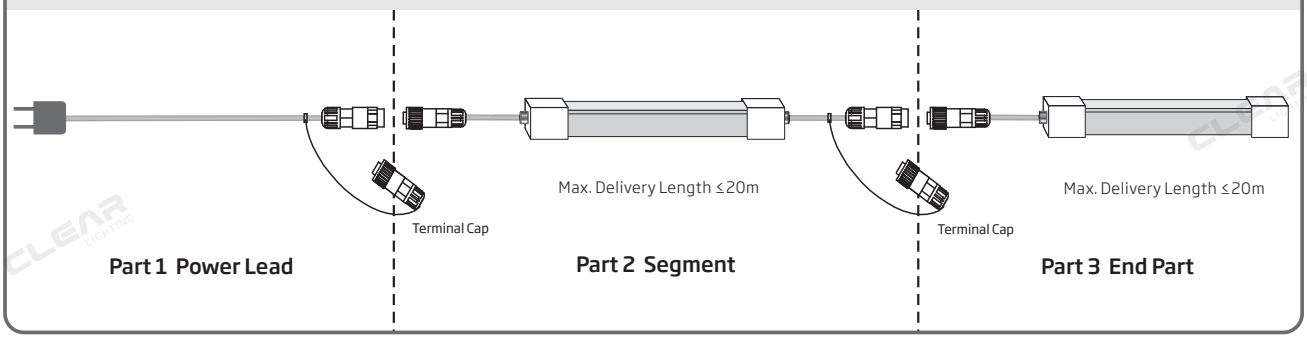

Part 1 Power Lead

1.This detachable power plug contains a backup 5A fuse wire which is replaceable when failure.
2.Please choose US or Canada type of power plug accordingly.
3.It's SJTW cable with 18AWG*2 wires inside. 1.8m standard or custom cable length is optional, while total length of cable and light shall be within 42m considering the voltage drop.

Item Code

PL-AC120-US-Plug-UL-1800MM

Female Connector

Male Connector

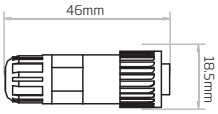

Tolerance: ±2mm
For plug and play cable junction, IP65

Part 2 Segment

1. Out of the convenience of installation and maintenance, max. delivery length is 20m each light. , and up to 40m in series connection.
2. It's SJTW cable with 18AWG*2wires inside. 0.3m standard or custom cable length is optional, while total length of cable and light shall be within 42m considering the voltage drop.
3. Please seal the last connector by the terminal cap to make it waterproof.
4. 3 types of cable entry including End, Side, and Bottom are available.

End Cable Entry	Side Cable Entry	Bottom Cable Entry
	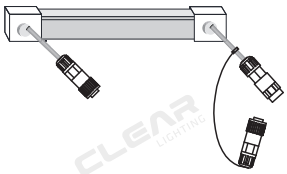	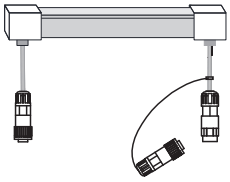
Item code	Item code	Item code
F15B-IM/MC-HV-UL-E-300mm	F15B-IM/MC-HV-UL-S-300mm	F15B-IM/MC-HV-UL-B-300mm

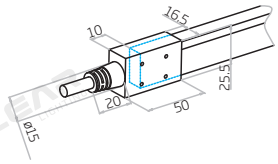

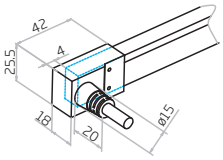

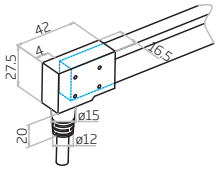

Note: Unless otherwise stated,the tolerance is ±0.5mm,To avoid damage from the excessive force on cable joint, please keep at least 60mm of cable ahead in the natural state.

Part 3 End Part

1. Out of the convenience of installation and maintenance, max. delivery length is 20m each light.
2. It's SJTW cable with 18AWG*2wires inside. 0.3m standard or custom cable length is optional, while total length of cable and light shall be within 42m considering the voltage drop.
3. 3 types of cable entry including End, Side, and Bottom are available.

End Cable Entry	Side Cable Entry	Bottom Cable Entry
	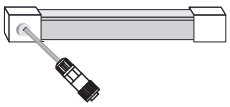	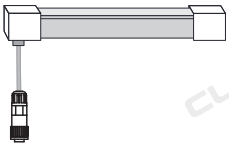
Item code	Item code	Item code
F15B-IM/EC-HV-UL-E-300mm	F15B-IM/EC-HV-UL-S-300mm	F15B-IM/EC-HV-UL-B-300mm

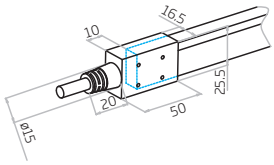

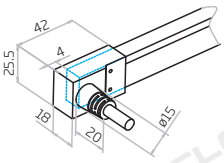

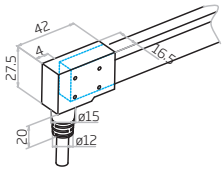

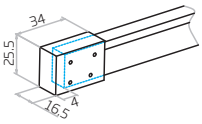

Note: Unless otherwise stated,the tolerance is ±0.5mm,To avoid damage from the excessive force on cable joint, please keep at least 60mm of cable ahead in the natural state.

ETL Certified (Standard UL 2388, CSA C22.2#37)

2

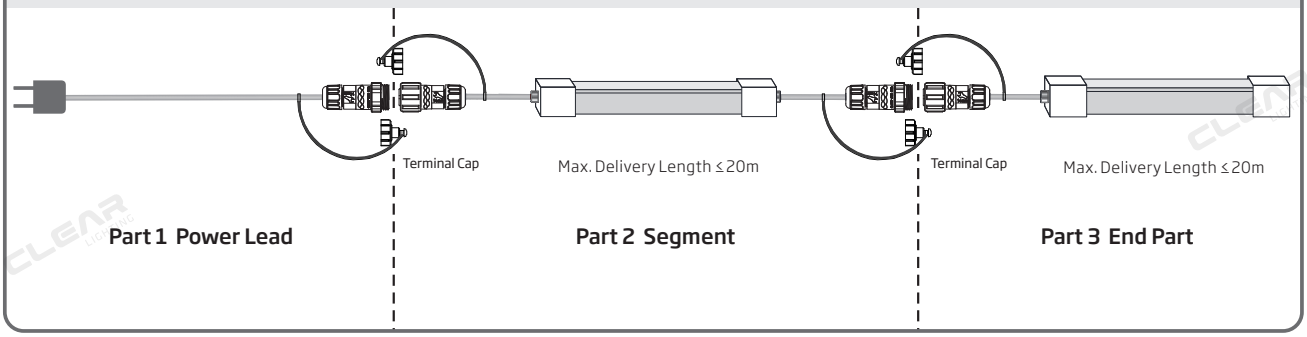

Part 1 Power Lead

1.This detachable power plug contains a backup 5A fuse wire which is replaceable when failure.
2.Please choose US or Canada type of power plug accordingly.
3.It's SJTW cable with 18AWG*2 wires inside. 1.8m standard or custom cable length is optional, while total length of cable and light shall be within 42m considering the voltage drop.

Item Code

PL-AC120-US-Plug-ETL-1800MM	For USA
PL-AC120-CAN-Plug-ETL-1800MM	For Canada

Female Connector

Male Connector

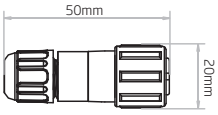

Tolerance: ±2mm

For plug and play cable junction, IP65

Part 2 Segment

1. Out of the convenience of installation and maintenance, max. delivery length is 20m each light, and up to 40m in series connection.
2. It's SJTW cable with 18AWG*2wires inside. 0.3m standard or custom cable length is optional, while total length of cable and light shall be within 42m considering the voltage drop.
3. Please seal the last connector by the terminal cap to make it waterproof.
4. 3 types of cable entry including End, Side, and Bottom are available.

End Cable Entry	Side Cable Entry	Bottom Cable Entry
	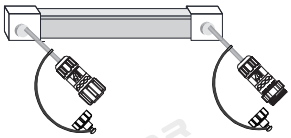	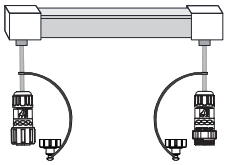
Item code	Item code	Item code
F15B-IM/MC-HV-CE&ETL-E-300mm	F15B-IM/MC-HV-CE&ETL-S-300mm	F15B-IM/MC-HV-CE&ETL-B-300mm

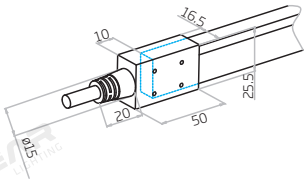

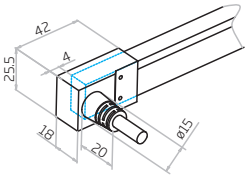

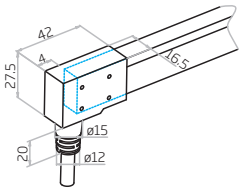

Note: unless otherwise stated,the tolerance is ±0.5mm,To avoid damage from the excessive force on cable joint, please keep at least 60mm of cable ahead in the natural state.

Part 3 End Part

1. Out of the convenience of installation and maintenance, max. delivery length is 20m each light. .
2. It's SJTW cable with 18AWG*2wires inside. 0.3m standard or custom cable length is optional, while total length of cable and light shall be within 42m considering the voltage drop.
3. 3 types of cable entry including End, Side, and Bottom are available.

End Cable Entry	Side Cable Entry	Bottom Cable Entry
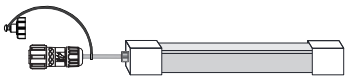	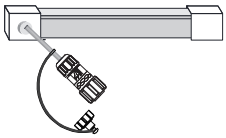	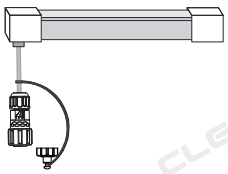
Item code	Item code	Item code
F15B-IM/EC-HV-CE&ETL-E-300mm	F15B-IM/EC-HV-CE&ETL-S-300mm	F15B-IM/EC-HV-CE&ETL-B-300mm

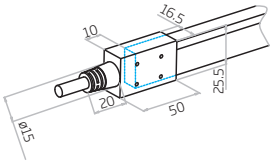

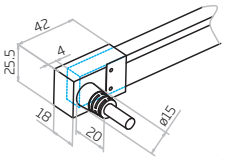

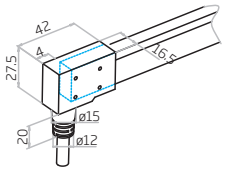

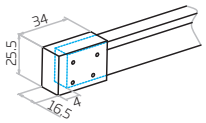

Note: Unless otherwise stated,the tolerance is ±0.5mm,To avoid damage from the excessive force on cable joint, please keep at least 60mm of cable ahead in the natural state.

UL Certified (Standard UL 2388) ETL Certified (Standard UL 2388, CSA C22.2#37)

3

Max. Delivery Length ≤ 20m

Part 1 Power Lead

1. This non-detachable power plug contains a backup 5A fuse wire which is replaceable when failure.
2. Please choose US or Canada type of plug accordingly.
3. Out of the convenience of installation and maintenance, max. delivery length is 20m each light.
4. It's SJTW cable with 18AWG*2wires inside. 1.8m standard or custom cable length is optional, while total length of cable and light shall be within 42m considering the voltage drop.

End Cable Entry	Side Cable Entry	Bottom Cable Entry
	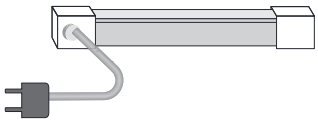	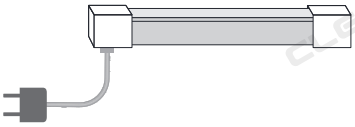
Item code	Item code	Item code
F15B-IM/SET-HV-UL&ETL-US-Plug-E-1800mm	F15B-IM/SET-HV-UL&ETL-US-Plug-S-1800mm	F15B-IM/SET-HV-UL&ETL-US-Plug-B-1800mm
F15B-IM/SET-HV-ETL-CAN-Plug-E-1800mm	F15B-IM/SET-HV-ETL-CAN-Plug-S-1800mm	F15B-IM/SET-HV-ETL-CAN-Plug-B-1800mm

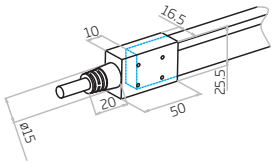

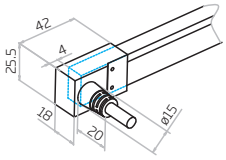

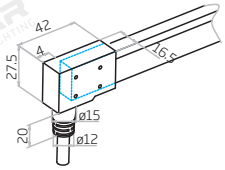

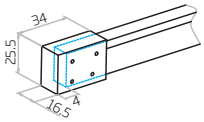

Note: Unless otherwise stated,the tolerance is ±0.5mm,To avoid damage from the excessive force on cable joint, please keep at least 60mm of cable ahead in the natural state.

UL Certified (Standard UL 1598)

4

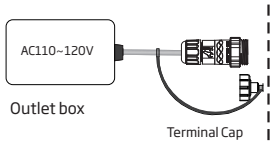

Part 1 Power Lead

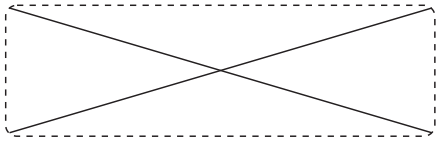

Part 2 N/A

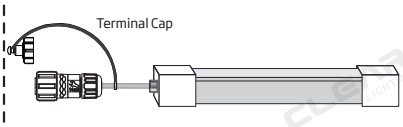

Max. Delivery Length ≤ 20m

Part 3 End Part

Part 1 Power Lead

1. It's SJTW cable with 18AWG*3wires inside. 1.8m standard or custom cable length is optional, while total length of cable and light shall be within 42m considering the voltage drop.
2. The open end of outlet box remains for your conduit connection and the other end is preinstalled by light.
3.Please refer to the label on the outlet box to install it.

Item Code

PL-AC120-OBox-UL-1800MM

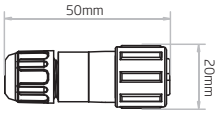

½" Liquid-tight nonmetallic flexible conduit
(not included in the product package)

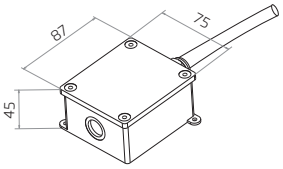

Tolerance: ±2mm

Female Connector

Male Connector

Tolerance: ±2mm

For plug and play cable junction, IP65

Note: unless otherwise stated,the tolerance is ±2mm.

Part 3 End Part

1. Out of the convenience of installation and maintenance, max. delivery length is 20m each light.
2. It's SJTW cable with 18AWG*3wires inside. 0.3m standard or custom cable length is optional, while total length of cable and light shall be within 42m considering the voltage drop.
3. 3 types of cable entry including End, Side, and Bottom are available.

End Cable Entry	Side Cable Entry	Bottom Cable Entry
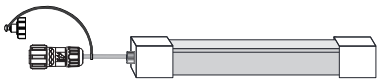	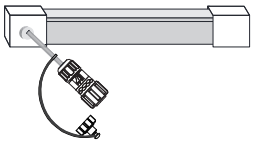	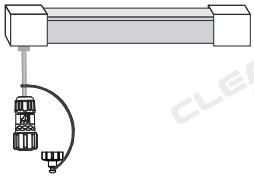
Item code	Item code	Item code
F15B-IM/EC-HV-UL-E-300mm	F15B-IM/EC-HV-UL-S-300mm	F15B-IM/EC-HV-UL-B-300mm
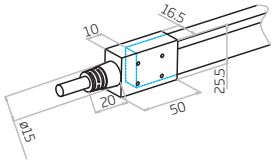	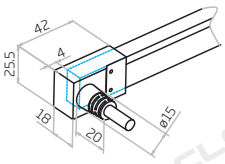	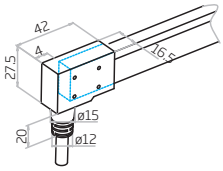	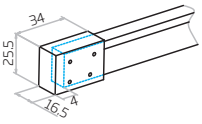

Note: Unless otherwise stated,the tolerance is ±0.5mm,To avoid damage from the excessive force on cable joint, please keep at least 60mm of cable ahead in the natural state.

ETL Certified (Standard UL 1598, CSA C22.2#250.0)

5

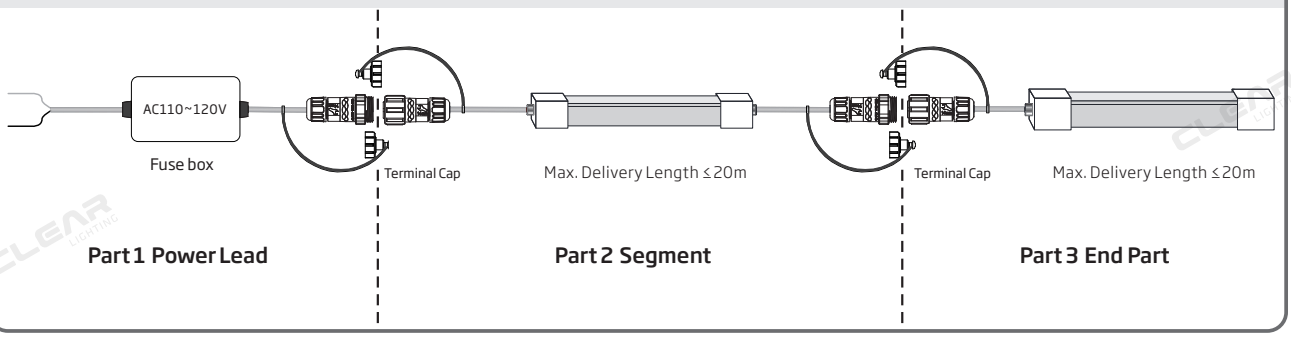

Part 1 Power Lead

1.It's SJTW cable with 18AWG*2wires inside. 1.4m and 0.3m standard cable lengths before and after the fuse box correspondingly, and custom cable length is optional, while total length of cable and light shall be within 42m considering the voltage drop.
2.Fuse box is connected with junction box and light at both ends.
3.It's forbidden to open the fuse box in the process of installation and use.

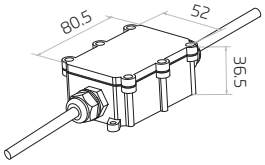

Tolerance: ±2mm

Item Code

PL-AC120-FBox-ETL-1800MM

Female Connector

Male Connector

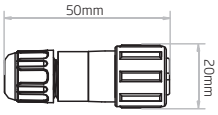

Tolerance: ±2mm

For plug and play cable junction, IP65

Part 2 Segment

1. Out of the convenience of installation and maintenance, max. delivery length is 20m each light , and up to 40m in series connection.
2. It's SJTW cable with 18AWG*2wires inside. 0.3m standard or custom cable length is optional, while total length of cable and light shall be within 42m considering the voltage drop.
3. Please seal the last connector by the terminal cap to make it waterproof.
4. 3 types of cable entry including End, Side, and Bottom are available.

End Cable Entry	Side Cable Entry	Bottom Cable Entry
	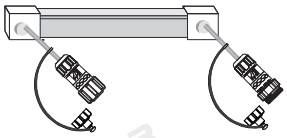	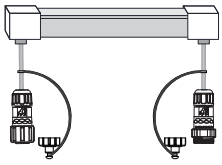
Item code	Item code	Item code
F15B-IM/MC-HV-CE&ETL-E-300mm	F15B-IM/MC-HV-CE&ETL-S-300mm	F15B-IM/MC-HV-CE&ETL-B-300mm

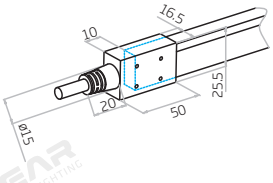

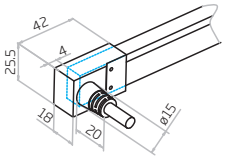

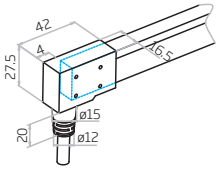

Note: Unless otherwise stated,the tolerance is ±0.5mm,To avoid damage from the excessive force on cable joint, please keep at least 60mm of cable ahead in the natural state.

Part 3 End Part

1. Out of the convenience of installation and maintenance, max. delivery length is 20m each light.
2. It's SJTW cable with 18AWG*2wires inside. 0.3m standard or custom cable length is optional, while total length of cable and light shall be within 42m considering the voltage drop.
3. 3 types of cable entry including End, Side, and Bottom are available.

End Cable Entry	Side Cable Entry	Bottom Cable Entry
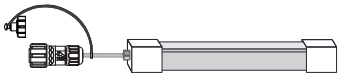	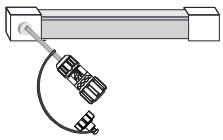	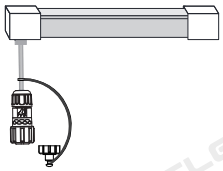
Item code	Item code	Item code
F15B-IM/EC-HV-CE&ETL-E-300mm	F15B-IM/EC-HV-CE&ETL-S-300mm	F15B-IM/EC-HV-CE&ETL-B-300mm

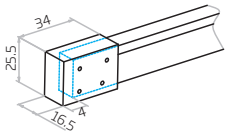

Tolerance: ±0.5mm,
To avoid damage from the excessive force on cable joint, please keep at least 60mm of cable ahead in the natural state.

Flexglo™ F15B Monochrome - AC230V Colorful Light (PVC)

3 year Warranty | Solvents Resistant | UV Resistant | Flame Resistant | Salt Water Resistant | IK08 Protection

Certification Mark	CE	CE	CE	CE	CB	SAA
Test Standard/Directive	CE-LVD	CE-EMC	CE-LVD	CE-EMC	IEC 60598-1 IEC 60598-2-20	AS/NZS 60598.1 AS/NZS 60598.2.20
Certificate Serial Number	AN 50275368 0001	AE 50274407 0001	LCS191008146BS	LCS191008145BE	DE 2-018301	TUV017540EA
Report Reference	17036967 001	17037105 001	LCS191008146BS	LCS191008145BE	14713952 001	

Light Color

Red | Green | Blue | Amber

Ambient Working Temperature
≤12W/m -20 ~ 35℃ /-4~95℉

Ambient Installation Temperature
5 ~ 35℃ /41~95℉

Storage Temperature
-20 ~ 60℃ /-4~140℉

Max. Mounting Surface Temperature
60℃ /140℉

AC High Voltage
AC230V

C-FR-F15B-HB

C-FR-F15B-HB-AC230-G-WM-72-12W-1000

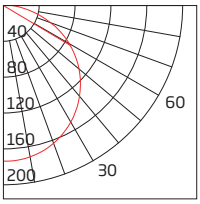

UNIT: cd
–C90/270

AVERAGE BEAM ANGLE (50%): 116.0°

Min. Cutting Length
250mm/9.84in, 21LEDs
166.7mm/6.56in, 14LEDs
1000mm/39.37, 72LEDs

Min. Bending Diameter
120mm/4.72in

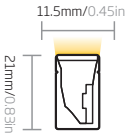

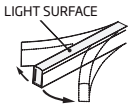

Horizontal Bending

Note:
1. The illuminated light length shall be an integral multiple of min. cutting length.
2. The products will be made and preassembled in compliance with the required certificate and lengths, and any cutting or disassembly on site is forbidden. The overall IP rating is secured up to IP65.

Feature

Flexglo™ F15B Monochrome - AC230V Colorful Light (PVC) is CE certificated, and maximum length for each individual piece is up to 20m.

The IP65 High Voltage Injection-moulded Connector with SJTW cable is designed for outdoor use. Customized lengths with the Waterproof Male and Female Connectors improve the convenience of installation and maintenance.
This product features a ultra long lifespan in outdoor application by leveraging ClearTech™ such as the Decentifier™ technology eliminating the failure risks of the whole electric circuit brought by the traditional external rectifier, the C-Mask™ technology retarding PVC discoloration and enabling consistent illumination.

Item Code

C	FR	F15B	HB	AC230	G	WM	72	12W	1000
Company	Material	Product Series	Bending Direction	Voltage & Circuit Type	Color	Base & Lighting Surface	LEDs Qty/m	Power/m	Min. Cutting Length (mm)
Clear	FR= (PVC) Flex Ribbon	F15B= Monochrome	HB= Horizontal Bending	AC230V & High Voltage	R=Red G=Green B=Blue A=Amber	WM= White & Milky	72	12W	1000
					R=Red A=Amber		84	10W	250
					G=Green B=Blue				166.7

Flexglo™ F15B Monochrome - AC230V White Light (PVC)

3 year Warranty
Solvents Resistant
UV Resistant
Flame Resistant
Salt Water Resistant
IK08 Protection

Certification Mark	CE	CE	CE	CE	CB	SAA
Test Standard/Directive	CE-LVD	CE-EMC	CE-LVD	CE-EMC	IEC 60598-1 IEC 60598-2-20	AS/NZS 60598.1 AS/NZS 60598.2.20
Certificate Serial Number	AN 50275368 0001	AE 50274407 0001	LCS191008146BS	LCS191008145BE	DE 2-018301	TUV017540EA
Report Reference	17036967 001	17037105 001	LCS191008146BS	LCS191008145BE	14713952 001	

CCT

2200K 2700K 3000K

3500K 4000K 5700K

Ambient Working Temperature
≤12W/m -20 ~ 35℃ /-4~95℉

Ambient Installation Temperature
5 ~ 35℃ /41~95℉

Storage Temperature
-20 ~ 60℃ /-4~140℉

Max. Mounting Surface Temperature
60℃ /140℉

AC High Voltage
AC230V

C-FR-F15B-HB

C-FR-F15B-HB-AC230-30K-WM-72-80-12W-1000

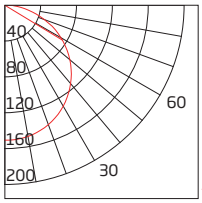

UNIT: cd
C90/270

AVERAGE BEAM ANGLE (50%): 114.9°

Min. Cutting Length
166.7mm/6.56in, 14LEDs
1000mm/39.37in, 72LEDs

Min. Bending Diameter
120mm/4.72in

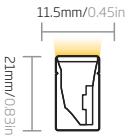

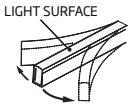

Horizontal Bending

Note:
1. The illuminated light length shall be an integral multiple of min. cutting length.
2. The products will be made and preassembled in compliance with the required certificate and lengths, and any cutting or disassembly on site is forbidden. The overall IP rating is secured up to IP65.

Feature

Flexglo™ F15B Monochrome - AC230V White Light (PVC) is CE certificated, and maximum length for each individual piece is up to 20m.

The IP65 High Voltage Injection-moulded Connector with SJTW cable is designed for outdoor use. Customized lengths with the Waterproof Male and Female Connectors improve the convenience of installation and maintenance.
This product features a ultra long lifespan in outdoor application by leveraging ClearTech™ such as the Decentifier™ technology eliminating the failure risks of the whole electric circuit brought by the traditional external rectifier, the C-Mask™ technology retarding PVC discoloration and enabling consistent illumination.

Item Code

C	FR	F15B	HB	AC230	30K	WM	72	80	12W	1000
Company	Material	Product Series	Bending Direction	Voltage & Circuit Type	CCT	Base & Lighting Surface	LEDs Qty/m	CRI	Power/m	Min. Cutting Length (mm)
Clear	FR= (PVC) Flex Ribbon	F15B= Monochrome	HB= Horizontal Bending	AC230V & High Voltage	22K=2200K 27K=2700K 30K=3000K 35K=3500K 40K=4000K 57K=5700K	WM= White & Milky	72	80	12W	1000
							84		10W	166.7

Flexglo™ F15B-AC230V Wiring Diagram

Without plug

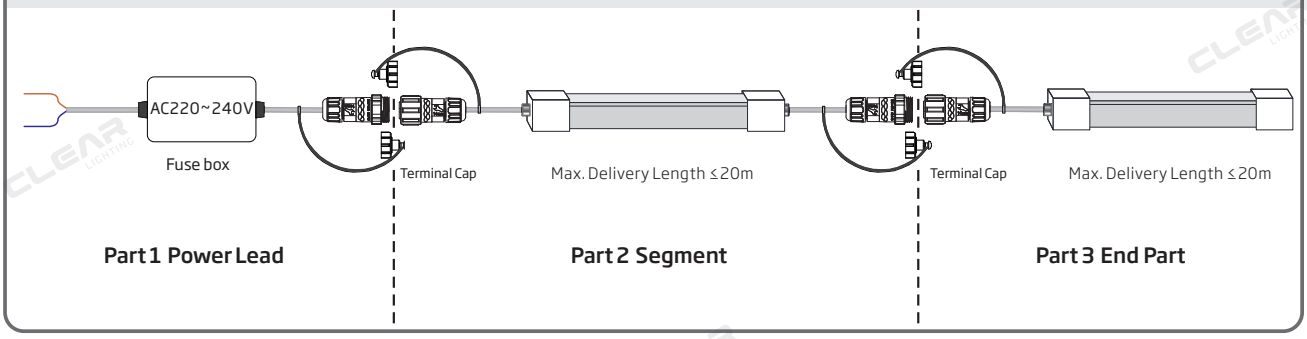

Part 1 Power Lead

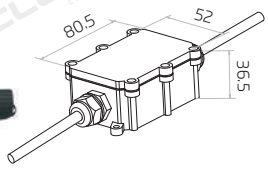

Tolerance: ±2mm

Item Code

PL-AC230-FBox-1800MM

1. It's H05RN-F 2x1.0mm² cable. 1.4m and 0.3m standard cable lengths before and after the fuse box correspondingly, and custom cable length is optional, while total length of cable and light shall be within 82m considering the voltage drop.
2. Fuse box is connected with junction box and light at both ends.
3. It's forbidden to open the fuse box in the process of installation and use.

With plug

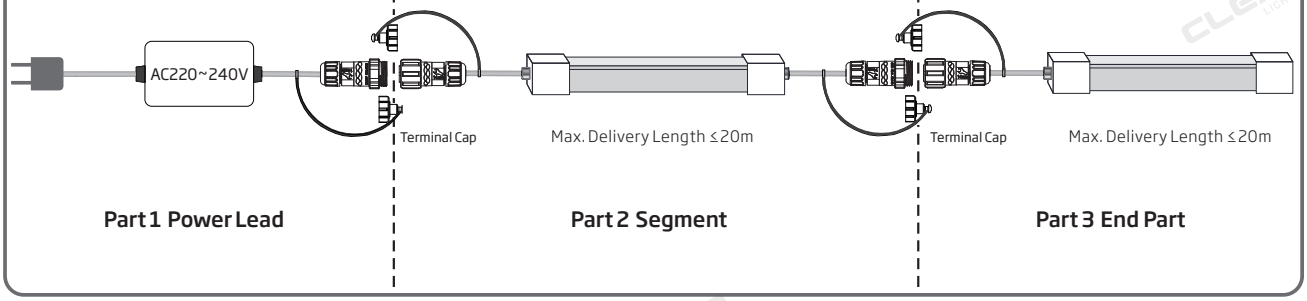

Part 1 Power Lead

1. It's H05RN-F 2x1.0mm² cable. 1.4m and 0.3m standard cable lengths before and after the fuse box correspondingly, and custom cable length is optional, while total length of cable and light shall be within 82m considering the voltage drop.
2. Fuse box is connected with junction box and light at both ends.
3. It's forbidden to open the fuse box in the process of installation and use.
4. 3 types of power plugs including Europe, Australia and United Kingdom are available.

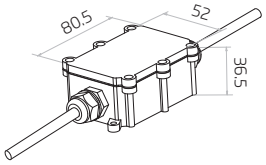

Tolerance: ±2mm

Item Code (Europe)

PL-AC230-GER-Plug-FBox-1800MM

Item Code (Australia)

PL-AC240-AU-Plug-FBox-1800MM

Item Code (United Kingdom)

PL-AC240-UK-Plug-FBox-1800MM

- Part 1
Two types of certifications are optional.
Please connect this part with Part 2 or Part 3 according to the specific certification of the product.

- Part 2
The both ends are attached with high voltage injection-moulded front connectors and respectively equipped with male and female connectors, which can be used as an extension for Part 1.

- Part 3
The both ends are attached with high voltage injection-moulded front connector (same cable entry as Part 2) equipped with female connector and end cap respectively. The overall IP rating is secured up to IP65 after the assembly is finished.

Note:
1. The products will be made and preassembled in compliance with the required certificate and lengths, and any cutting or disassembly on site is forbidden.
2. Attention should be paid that all unconnected female connectors shall be sealed with terminal caps.

Part 2 Segment

1. Out of the convenience of installation and maintenance, max. delivery length is 20m each light, and up to 80m in series connection.
2. It's H05RN-F 2x1.0mm² cable. 0.3m standard or custom cable length is optional, while total length of cable and light shall be within 82m considering the voltage drop.
3. Please seal the last connector by the terminal cap to make it waterproof.
4. 3 types of cable entry including End, Side, and Bottom are available.

End Cable Entry	Side Cable Entry	Bottom Cable Entry
	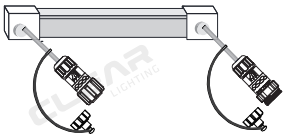	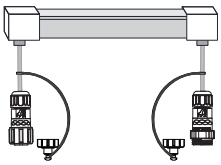
Item code	Item code	Item code
F15B-IM/MC-HV-CE&ETL-E-300MM	F15B-IM/MC-HV-CE&ETL-S-300MM	F15B-IM/MC-HV-CE&ETL-B-300MM

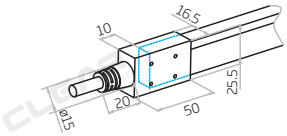

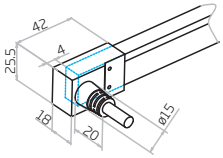

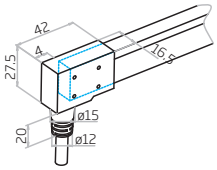

Note: unless otherwise stated,the tolerance is ±0.5mm,To avoid damage from the excessive force on cable joint, please keep at least 60mm of cable ahead in the natural state.

Part 3 End Part

1. It's H05RN-F 2x1.0mm² cable. 0.3m standard or custom cable length is optional, while total length of cable and light shall be within 82m considering the voltage drop.
2. 3 types of cable entry including End, Side, and Bottom are available.

End Cable Entry	Side Cable Entry	Bottom Cable Entry
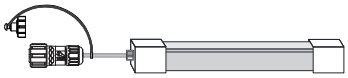	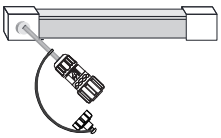	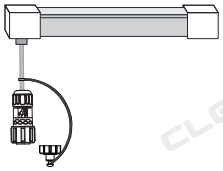
Item code	Item code	Item code
F15B-IM/EC-HV-CE&ETL-E-300MM	F15B-IM/EC-HV-CE&ETL-S-300MM	F15B-IM/EC-HV-CE&ETL-B-300MM

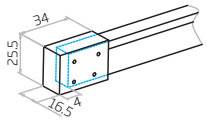

Tolerance: ±0.5mm

Female Connector

Male Connector

For plug and play cable junction, IP65

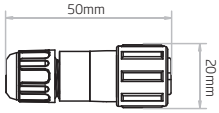

Tolerance: ±2mm

Flexglo™ F15D Dynamic Light (PVC)

3 year Warranty | Solvents Resistant | UV Resistant | Flame Resistant | Salt Water Resistant | IK08 Protection

Certification Mark	UL	CE
Test Standard/Directive	UL2108 Class 2	CE-EMC
Certificate Serial Number	20180801-E360029	SZEM1712012372LMV
Report Reference	E360029-20130322	SZEM171201237201

2200K~5700K

Ambient Working Temperature
≤12W/m -20 ~ 45℃ /-4~113℉

Ambient Installation Temperature
0 ~ 45℃ /32~113℉

Storage Temperature
-20 ~ 60℃ /-4~140℉

Max. Mounting Surface Temperature
60℃ /140℉

CV Constant Voltage
DC24V

C-FR-F15D-HB

C-FR-F15D-HB-24CV-22~57K-WM-144-80-12W-83.3

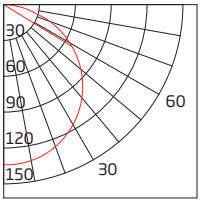

UNIT: cd
-C90/270

AVERAGE BEAM ANGLE (50%): 113.7°

Min. Bending Diameter
120mm/4.72in

Min. Cutting Length
83.3mm/3.28in
6+6LEDs

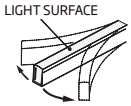

Horizontal Bending

Bending-extreme
2417 times

Tensile-instantaneous
50.376 kg.f

Twist-extreme
6317 times

Warning: Extreme Destructive Tests in laboratory only, and it's forbidden to operate in practice.

Note:
1. The illuminated light length shall be an integral multiple of min. cutting length.
2. The waterproof reliability of the lighting fixture depends on the IP rating of connector, and please make sure connector is properly assembled before installation. The highest IP rating we can achieve is IP68.

Feature

Flexglo™ F15D Dynamic Light (PVC) is tunable from 2200K to 5700K or other colors, and dim to warm are optional, setting the harmonious tone for the surrounding space.
Multiple connector options are available for different applications. Combined with the adoption of the DryWire™ technology,

*The IP67 Injection-moulded Connector is engineered for outdoor use.
*The IP68 Dual Injection-moulded Connector is specially designed for long-term submersible applications.
*The IP67 Field Assembly Connector, which is underpinned by the Insulfit™ technology that enables quick assembly in the field along with waterproof reliability (proper assembly required).

This product features a ultra long lifespan in outdoor application by leveraging other ClearTech™ such as the PinBoost™ technology enhancing physical reliability of light engine, the C-Mask™ technology retarding PVC discoloration and enabling consistent illumination.

Item Code

C	FR	F15D	HB	24CV	22~57K	WM	144	80	12W	83.3
Company	Material	Product Series	Bending Direction	Voltage & Circuit Type	CCT	Base & Lighting Surface	LEDs Qty/m	CRI	Power/m	Min. Cutting Length (mm)
Clear	FR= (PVC) Flex Ribbon	F15D= Dynamic	HB= Horizontal Bending	DC24V & Constant Voltage	22~57K= 2200~5700K	WM= White & Milky	144	80	12W	83.3

Electrical Parameter

Category	C-FR-F15D-HB
Voltage	24
Current (mA/m)	500.0
Power (W/m)	12
Circuit Type	CV
LED Type	3015
LEDs Qty/m	144
LEDs Qty/unit	12(6+6)
Unit/m	12
Min. Cutting Length (mm)	83.3
Min. Cutting Length (in)	3.28

Optical Parameter

Item Code	Finished Product						LED	
	CCT	CCT Tolerance	Color Tolerance	CRI	Lumen/m	Lumen/ft	Color Tolerance	CRI
C-FR-F15D-HB-24CV-22~57K-WM-144-12W-83.3	2200K	2238±102K	<6.5SDCM	80	110lm	34lm	<2.3SDCM	82~87
	5700K	5669±355K	<6.5SDCM	80	110lm	34lm	<2.3SDCM	82~87

Note:
1. CCT Tolerance refers to target CCT and tolerance (ANSI C78.377).
2. Color Tolerance refers to CLEAR standard for finished product and LED.

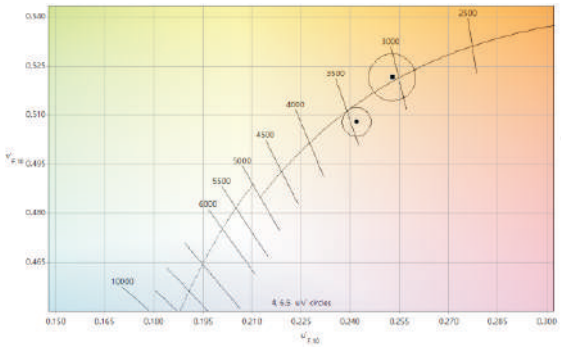

Color Matching

Color temperature value stated on all CLEAR's documents refers to finished products. LED's color temperature would be shifted by the light diffuser made of PVC or silicone material. CLEAR calibrates color temperature and color coordinate of tailor-made LEDs with proprietary color-matching algorithms to produce a precise color temperature and color coordinate close to black body locus for finished products. All LEDs would be strictly tested and tightly controlled to ensure finished products can meet ANSI standard.

Max. Running Length Input: DC24V

Type	Sleeve Connector		Snap Connector		Injection-moulded Connector		Dual Injection-moulded Connector	
IP Rating	IP40		IP67		IP67		IP68	
Item Code	Single-end Feed	Double-end Feed	Single-end Feed	Double-end Feed	Single-end Feed	Double-end Feed	Single-end Feed	Double-end Feed
C-FR-F15D-12W-Static full loading	10m/32.8ft	20m/65.6ft	10m/32.8ft	20m/65.6ft	10m/32.8ft	20m/65.6ft	10m/32.8ft	20m/65.6ft
C-FR-F15D-12W-Dynamic operating	20m/65.6ft	40m/131.2ft	20m/65.6ft	40m/131.2ft	20m/65.6ft	40m/131.2ft	20m/65.6ft	40m/131.2ft

Note:
1. Above conclusion is based on voltage drop testing result of the light with 0.3m (0.98ft) cable only.
2. The maximum running length is based on the light in static full loading status exceptionally stated dynamic operating.
3. Above running length is only the light length excluding lengths of connectors.
4. The delivery length might be subject to the maximum packing length.

Flexglo™ F15D Dynamic Light With Brand LED (PVC)

3 year Warranty | Solvents Resistant | UV Resistant | Flame Resistant | Salt Water Resistant | IK08 Protection

Certification Mark	UL	CE
Test Standard/Directive	UL2108 Class 2	CE-EMC
Certificate Serial Number	20180801-E360029	SZEM1712012372LMV
Report Reference	E360029-20130322	SZEM171201237201

NICHIA

2500K~5000K

Ambient Working Temperature
≤12W/m -20 ~ 45℃ /-4~113℉

Ambient Installation Temperature
0 ~ 45℃ /32~113℉

Storage Temperature
-20 ~ 60℃ /-4~140℉

Max. Mounting Surface Temperature
60℃ /140℉

CV Constant Voltage
DC24V

C-FR-ProF15D-HB

C-FR-F15D-HB-24CV-25~50K-WM-144-80-12W-83.3

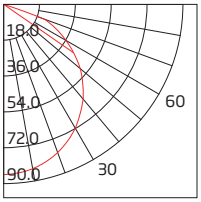

UNIT: cd
–C90/270

AVERAGE BEAM ANGLE (50%): 111.5°

Min. Bending Diameter
120mm/4.72in

Min. Cutting Length
83.3mm/3.28in
6+6LEDs

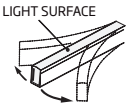

Horizontal Bending

Bending-extreme
2987 times

Tensile-instantaneous
47 kg.f

Twist-extreme
5760 times

Warning: Extreme Destructive Tests in laboratory only, and it's forbidden to operate in practice.

Note:
1. The illuminated light length shall be an integral multiple of min. cutting length.
2. The waterproof reliability of the lighting fixture depends on the IP rating of connector, and please make sure connector is properly assembled before installation. The highest IP rating we can achieve is IP68.

Feature

Flexglo™ F15D Dynamic Light With Brand LED (PVC) is tunable from 2500K to 5000K or other colors, and dim to warm are optional, setting the harmonious tone for the surrounding space, and it's ideal for the project where premium LED is required since inside is Nichia LED.

Multiple connector options are available for different applications. Combined with the adoption of the DryWire™ technology,
*The IP67 Injection-moulded Connector is engineered for outdoor use.
*The IP68 Dual Injection-moulded Connector is specially designed for long-term submersible applications.
*The IP67 Field Assembly Connector, which is underpinned by the Insulfit™ technology that enables quick assembly in the field along with waterproof reliability (proper assembly required).

This product features a ultra long lifespan in outdoor application by leveraging other ClearTech™ such as the PinBoost™ technology enhancing physical reliability of light engine, the C-Mask™ technology retarding PVC discoloration and enabling consistent illumination.

Item Code

C	FR	ProF15D	HB	24CV	25~50K	WM	144	80	12W	83.3
Company	Material	Product Series	Bending Direction	Voltage & Circuit Type	CCT	Base & Lighting Surface	LEDs Qty/m	CRI	Power/m	Min. Cutting Length (mm)
Clear	FR= (PVC) Flex Ribbon	Pro= Brand LED F15D= Dynamic	HB= Horizontal Bending	DC24V & Constant Voltage	25~50K= 2500~5000K	WM= White & Milky	144	80	12W	83.3

Electrical Parameter

Category	C-FR-ProF15D-HB
Voltage	24
Current (mA/m)	500.0
Power (W/m)	12
Circuit Type	CV
LED Type	3014 NICHIA
LEDs Qty/m	144
LEDs Qty/unit	12(6+6)
Unit/m	12
Min. Cutting Length (mm)	83.3
Min. Cutting Length (in)	3.28

Optical Parameter

Item Code	Finished Product						LED	
	CCT	CCT Tolerance	Color Tolerance	CRI	Lumen/m	Lumen/ft	Color Tolerance	CRI
C-FR-ProF15D-HB-24CV-25~50K-WM-144-12W-83.3	2500K	2460±120K	<6.5SDCM	80	110lm	34lm	<2.3SDCM	81~88
	5000K	5029±283K	<6.5SDCM	80	110lm	34lm	<2.3SDCM	81~88

Note:
1. CCT Tolerance refers to target CCT and tolerance (ANSI C78.377).
2. Color Tolerance refers to CLEAR standard for finished product and LED.

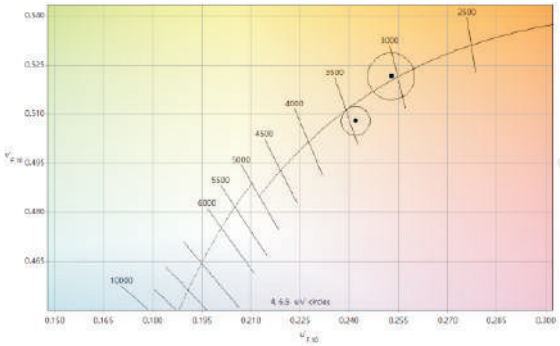

Color Matching

Color temperature value stated on all CLEAR's documents refers to finished products. LED's color temperature would be shifted by the light diffuser made of PVC or silicone material. CLEAR calibrates color temperature and color coordinate of tailor-made LEDs with proprietary color-matching algorithms to produce a precise color temperature and color coordinate close to black body locus for finished products. All LEDs would be strictly tested and tightly controlled to ensure finished products can meet ANSI standard.

Max. Running Length Input: DC24V

Type	Sleeve Connector		Snap Connector		Injection-moulded Connector		Dual Injection-moulded Connector	
IP Rating	IP40		IP67		IP67		IP68	
Item Code	Single-end Feed	Double-end Feed	Single-end Feed	Double-end Feed	Single-end Feed	Double-end Feed	Single-end Feed	Double-end Feed
C-FR-ProF15D-12W-Static full loading	10m/32.8ft	20m/65.6ft	10m/32.8ft	20m/65.6ft	10m/32.8ft	20m/65.6ft	10m/32.8ft	20m/65.6ft
C-FR-ProF15D-12W-Dynamic operating	20m/65.6ft	40m/131.2ft	20m/65.6ft	40m/131.2ft	20m/65.6ft	40m/131.2ft	20m/65.6ft	40m/131.2ft

Note:
1. Above conclusion is based on voltage drop testing result of the light with 0.3m (0.98ft) cable only.
2. The maximum running length is based on the light in static full loading status exceptionally stated dynamic operating.
3. Above running length is only the light length excluding lengths of connectors.
4. The delivery length might be subject to the maximum packing length.

F15D Connector (PVC)

Type/IP Rating	Bending Direction	Front Connector End	Front Connector Side from Left	Front Connector Side from Right	Front Connector Bottom
Sleeve Connector IP40	HB	 F15D-HB-SL/FC-01/02-E-0.3m/1m/3m/5m/10m/15m/20m 18AWG*3	N/A N/A	N/A N/A	N/A N/A
Snap Connector IP67	HB	 F15D-HB-SN/FC-01/02-E-0.3m/1m/3m/5m/10m/15m/20m 18AWG*3	 F15D-HB-SN/FC-01/02-SL-0.3m/1m/3m/5m/10m/15m/20m 18AWG*3	 F15D-HB-SN/FC-01/02-SR-0.3m/1m/3m/5m/10m/15m/20m 18AWG*3	 F15D-HB-SN/FC-01/02-B-0.3m/1m/3m/5m/10m/15m/20m 18AWG*3
Injection-moulded Connector IP67	HB	 F15D-HB-IM/FC-01/02-E-0.3m/1m/3m/5m/10m/15m/20m 18AWG*3	 F15D-HB-IM/FC-02-SL-0.3m/1m/3m/5m/10m/15m/20m 18AWG*3	 F15D-HB-IM/FC-01-SR-0.3m/1m/3m/5m/10m/15m/20m 18AWG*3	 F15D-HB-IM/FC-01/02-B-0.3m/1m/3m/5m/10m/15m/20m 18AWG*3
Dual Injection - moulded Connector IP68	HB	 F15D-HB-DIM/FC-01/02-E-0.3m/1m/3m/5m/10m/15m/20m 18AWG*3	 F15D-HB-DIM/FC-02-SL-0.3m/1m/3m/5m/10m/15m/20m 18AWG*3	 F15D-HB-DIM/FC-01-SR-0.3m/1m/3m/5m/10m/15m/20m 18AWG*3	 F15D-HB-DIM/FC-01/02-B-0.3m/1m/3m/5m/10m/15m/20m 18AWG*3

F15 Mounting Profile

Picture	Name/Item Code	Installation Way
	Aluminum Profile F15-A/PL-35/500/1000/2000mm	
	Flange Aluminum Profile F15-FA/PL-35/500/1000/2000mm	
	Serrated Aluminum Profile F15-SA/PL-20/500/1000/2000mm	

Type/IP Rating	Seamless Middle Connector & Power Feed	Middle Connector & Power T-feed	Middle Connector	Jumper	End Cap
Sleeve Connector IP40	N/A N/A	 F15D-HB-SL/MC-PTF-01/02-0.3m/1m/3m 18AWG*3	 F15D-HB-SL/MC	 F15D-HB-SL/JU-01/02-0.3m/1m 18AWG*3	 F15-SL/EC
Snap Connector IP67	N/A N/A	 F15D-HB-SN/MC-PTF-01/02-0.3m/1m/3m 18AWG*3	N/A N/A	 F15D-HB-SN/JU-01/02-0.3m/1m 18AWG*3	 F15-SN/EC-01/02
Injection-moulded Connector IP67	 F15D-HB-IM/SEMC-PF-S-0.3m/1m/3m/5m/10m/15m/20m 18AWG*3	 F15D-HB-IM/MC-PTF-0.3m/1m/3m 18AWG*3	N/A N/A	 F15D-HB-IM/JU-0.3m/1m 18AWG*3	 F15-IM/EC
Dual Injection - moulded Connector IP68	N/A N/A	 F15D-HB-DIM/MC-PTF-0.3m/1m/3m 18AWG*3	N/A N/A	 F15D-HB-DIM/JU-0.3m/1m 18AWG*3	 F15-DIM/EC

Picture	Name/Item Code	Installation Way
	Flange Serrated Aluminum Profile F15-FSA/PL-20/500/1000/2000mm	
	Bendable Serrated Aluminum Profile F15-BSA/PL-500/1000mm	

Flexglo™ F15D Dynamic Light (Silicone)

5 year Warranty
Solvents Resistant
UV Resistant
Flame Resistant
Salt Water Resistant
IK08 Protection

Certification Mark	UL	CE
Test Standard/Directive	UL2108 Class 2	CE-EMC
Certificate Serial Number	20180801-E360029	SZEM1712012372LMV
Report Reference	E360029-20130322	SZEM171201237201

2200K~5700K

Ambient Working Temperature
≤12W/m -40 ~ 55℃ /-40~131℉

Ambient Installation Temperature
-40 ~ 50℃ /-40~122℉

Storage Temperature
-40 ~ 60℃ /-40~140℉

Max. Mounting Surface Temperature
85℃ /185℉

CV Constant Voltage
DC24V

C-SFR-F15D-HB

C-SFR-F15D-HB-24CV-22~57K-WM-144-80-12W-83.3

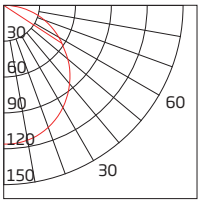

UNIT: cd
–C90/270

AVERAGE BEAM ANGLE (50%): 112.2°

Min. Bending Diameter
120mm/4.72in

Min. Cutting Length
83.3mm/3.28in
6+6LEDs

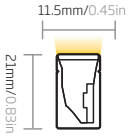

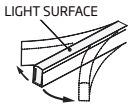

Horizontal Bending

Bending-extreme
5381 times

Tensile-instantaneous
>60 kg.f

Twist-extreme
5033.5 times

Warning: Extreme Destructive Tests in laboratory only, and it's forbidden to operate in practice.

Note:
1. The illuminated light length shall be an integral multiple of min. cutting length.
2. The waterproof reliability of the lighting fixture depends on the IP rating of connector, and please make sure connector is properly assembled before installation. The highest IP rating we can achieve is IP67.

Item Code

C	SFR	F15D	HB	24CV	22~57K	WM	144	80	12W	83.3
Company	Material	Product Series	Bending Direction	Voltage & Circuit Type	CCT	Base & Lighting Surface	LEDs Qty/m	CRI	Power/m	Min. Cutting Length (mm)
Clear	SFR= Silicone Flex Ribbon	F15D= Dynamic	HB= Horizontal Bending	DC24V & Constant Voltage	22~57K= 2200~5700K	WM= White & Milky	144	80	12W	83.3

Feature

Flexglo™ F15D Dynamic Light (Silicone) is tunable from 2200K to 5700K or other colors, and dim to warm are optional, setting the harmonious tone for the surrounding space. Thanks to the excellent weatherproof and UV-resistant performance of silicone material, it features a wide ambient working temperature range of -40-55 ℃, especially suitable for harsh environment application.

Multiple connector options are available for different applications. Combined with the adoption of the DryWire™ technology,
*The IP67 Injection-moulded Connector is engineered for outdoor use, owing to its elegant appearance and strong adhesiveness acquired by the liquid silicone injection workmanship.
*The IP67 Field Assembly Connector, which is underpinned by the Insulfit™ technology that enables quick assembly in the field along with waterproof reliability (proper assembly required).

This product features a ultra long lifespan in outdoor application by leveraging other ClearTech™ such as the PinBoost™ technology enhancing physical reliability of light engine, the TwinFlex™ technology improving the conductivity and optimizing heat dissipation performance, the C-Mask™ technology making the light body self-cleaning and anti-UV and enabling consistent illumination.

Electrical Parameter

Category	C-SFR-F15D-HB
Voltage	24
Current (mA/m)	500.0
Power (W/m)	12
Circuit Type	CV
LED Type	3015
LEDs Qty/m	144
LEDs Qty/unit	12(6+6)
Unit/m	12
Min. Cutting Length (mm)	83.3
Min. Cutting Length (in)	3.28

Optical Parameter

Item Code	Finished Product						LED	
	CCT	CCT Tolerance	Color Tolerance	CRI	Lumen/m	Lumen/ft	Color Tolerance	CRI
C-SFR-F15D-HB-24CV-22~57K-WM-144-80-12W-83.3	2200K	2238±66K	<5SDCM	80	140lm	43lm	<2.3SDCM	82~87
	5700K	5669±305K	<5SDCM	80	170lm	52lm	<2.3SDCM	82~87

Note:
1. CCT Tolerance refers to target CCT and tolerance (ANSI C78.377).
2. Color Tolerance refers to CLEAR standard for finished product and LED.

Max. Running Length Input: DC24V

Type	Sleeve Connector		Snap Connector		Silicone Injection-moulded Connector	
IP Rating	IP40		IP67		IP67	
Item Code	Single-end Feed	Double-end Feed	Single-end Feed	Double-end Feed	Single-end Feed	Double-end Feed
C-SFR-F15D-12W-Static full loading	15m/49.6ft	30m/98.4ft	15m/49.6ft	30m/98.4ft	15m/49.6ft	30m/98.4ft
C-SFR-F15D-12W-Dynamic operating	30m/98.4ft	60m/196.8ft	30m/98.4ft	60m/196.8ft	30m/98.4ft	60m/196.8ft

Note:
1. Above conclusion is based on voltage drop testing result of the light with 0.3m (0.98ft) cable only.
2. The maximum running length is based on the light in static full loading status exceptionally stated dynamic operating.
3. Above running length is only the light length excluding lengths of connectors.
4. The delivery length might be subject to the maximum packing length.

F15D Connector (Silicone)

Type/IP Rating	Bending Direction	Front Connector End	Front Connector Side from Left	Front Connector Side from Right	Front Connector Bottom
Sleeve Connector IP40	HB	 F15D-HB-SL/FC-01/02-E-0.3m/1m/3m/5m/10m/15m/20m 18AWG*3	N/A N/A	N/A N/A	N/A N/A
Snap Connector IP67	HB	 F15D-HB-SN/FC-01/02-E-0.3m/1m/3m/5m/10m/15m/20m 18AWG*3	 F15D-HB-SN/FC-01/02-L-0.3m/1m/3m/5m/10m/15m/20m 18AWG*3	 F15D-HB-SN/FC-01/02-R-0.3m/1m/3m/5m/10m/15m/20m 18AWG*3	 F15D-HB-SN/FC-01/02-B-0.3m/1m/3m/5m/10m/15m/20m 18AWG*3
Silicone Injection-moulded Connector IP67	HB	 F15D-HB-SIM/FC-01/02-E-0.3m/1m/3m/5m/10m/15m/20m 18AWG*3	 F15D-HB-SIM/FC-02-SL-0.3m/1m/3m/5m/10m/15m/20m 18AWG*3	 F15D-HB-SIM/FC-01-SR-0.3m/1m/3m/5m/10m/15m/20m 18AWG*3	 F15D-HB-SIM/FC-01/02-B-0.3m/1m/3m/5m/10m/15m/20m 18AWG*3

F15 Mounting Profile

Picture	Name/Item Code	Installation Way
	Aluminum Profile F15-A/PL-35/500/1000/2000mm	
	Flange Aluminum Profile F15-FA/PL-35/500/1000/2000mm	
	Serrated Aluminum Profile F15-SA/PL-20/500/1000/2000mm	

Type/IP Rating	Seamless Middle Connector & Power Feed	Middle Connector & Power T-feed	Middle Connector	Jumper	End Cap
Sleeve Connector IP40	N/A N/A	 F15D-HB-SL/MC-PTF-01/02-0.3m/1m/3m 18AWG*3	 F15D-HB-SL/MC	 F15D-HB-SL/JU-01/02-0.3m/1m 18AWG*3	 F15-SL/EC
Snap Connector IP67	N/A N/A	 F15D-HB-SN/MC-PTF-01/02-0.3m/1m/3m 18AWG*3	N/A N/A	 F15D-HB-SN/JU-01/02-0.3m/1m 18AWG*3	 F15-SN/EC-01/02
Silicone Injection-moulded Connector IP67	N/A N/A	 F15D-HB-SIM/MC-PTF-0.3m/1m/3m 18AWG*3	N/A N/A	 F15D-HB-SIM/JU-0.3m/1m 18AWG*3	 F15-SIM/EC

Picture	Name/Item Code	Installation Way
	Flange Serrated Aluminum Profile F15-FSA/PL-20/500/1000/2000mm	
	Bendable Serrated Aluminum Profile F15-BSA/PL-500/1000mm	

Flexglo™ F15D Wiring Diagram

1. Please use a constant voltage power supply with corresponding output voltage, and rated wattage of the power supply shall be 25% more than the actual power consumption of light to increase its life expectancy;
A compatible controller is required to achieve various light changing effects;
2. The rated power of controller/decoder shall be higher than the actual power consumption of light; its frequency range shall be 100~2000Hz, and 500Hz is recommended;
3. This wiring diagram is using the mains of AC230V with brown and blue wires as an example, and please connect with the corresponding live and neutral wires for other mains electricity;

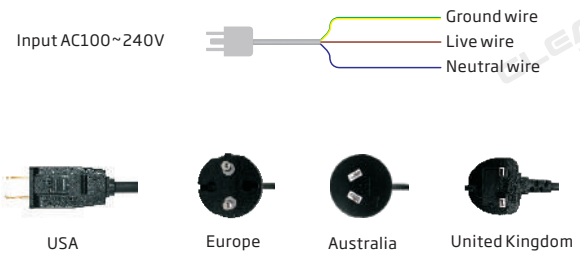

4. Types of standard plugs are optional if power cord is purchased from CLEAR.

Single-end Feed

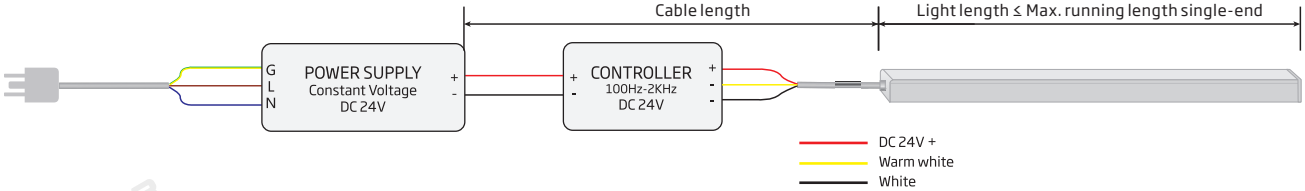

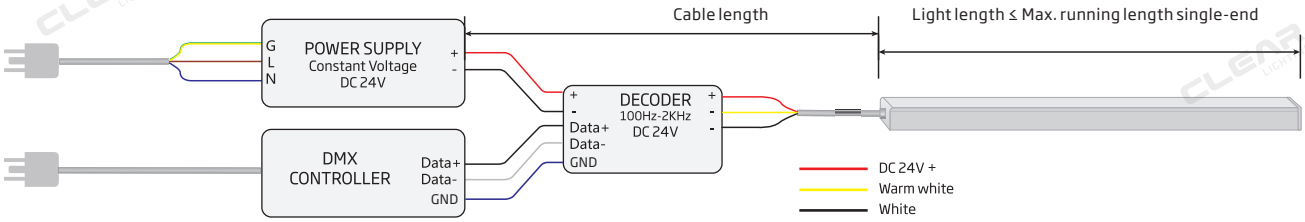

Light Length:

The length of the longest single light in parallel connection or sum of lights in series connection.

Cable Length:

The length of an electrical cable between power output end and light input end, and the cables for serial interconnection are inclusive.

How to Minimize Voltage Drop and Signal Transmission Attenuation

Ways to minimize voltage drop and signal transmission attenuation,
1. Please ensure the cable length is not more than the table "Max. Cable Length" according to light length and its wire gauge.
2. Please ensure the light length is less than the cable "Max. Running Length Single-end Feed".
3.. Shielded Twisted Pair cable is required to be used to connect DMX master controller and decoder, and its length shall be less than 300m.

Max. Running Length Single-end Feed

Input: DC24V

Connector Type	Sleeve Connector	Snap Connector	Injection-moulded Connector	Dual Injection-moulded Connector
Wire Gauge	18AWG*3	18AWG*3	18AWG*3	18AWG*3
C-FR-F15D-12W-Static full loading	10m/32.8ft	10m/32.8ft	10m/32.8ft	10m/32.8ft
C-FR-F15D-Dynamic operating	20m/65.6ft	20m/65.6ft	20m/65.6ft	20m/65.6ft
C-FR-ProF15D-12W-Static full loading	10m/32.8ft	10m/32.8ft	10m/32.8ft	10m/32.8ft
C-FR-ProF15D-Dynamic operating	20m/65.6ft	20m/65.6ft	20m/65.6ft	20m/65.6ft
C-SFR-F15D-12W-Static full loading	15m/49.6ft	15m/49.6ft	15m/49.6ft	/
C-SFR-F15D-Dynamic operating	30m/98.4ft	30m/98.4ft	30m/98.4ft	/

Note:
1. Above conclusion is based on voltage drop testing result of the light with 0.3m (0.98ft) cable only.
2. The maximum running length is based on the designated light in static full loading status exceptionally stated dynamic operating.
3. Above running length is only the light length excluding lengths of connectors.
4. The delivered length might be subject to the maximum packing length.

Double-end Feed

Please refer to the following wiring diagram with double-end feed to run length that is longer than max. running length for single-end feed but less than twice the value.

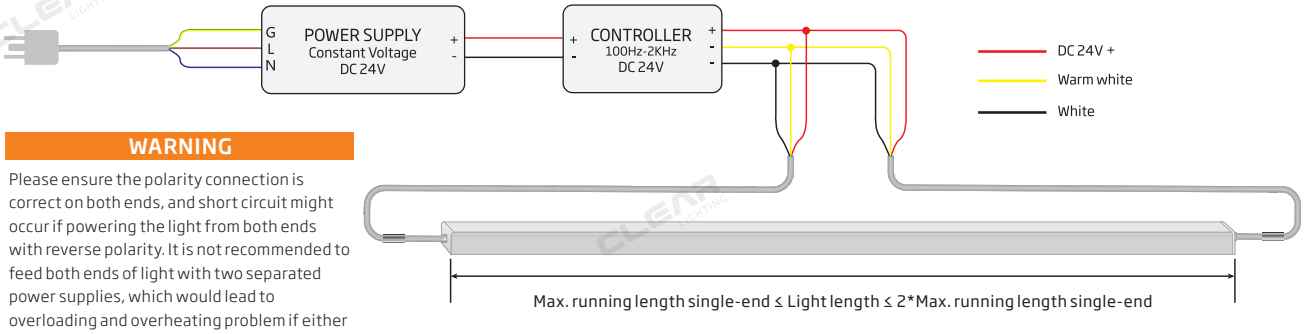

WARNING

Please ensure the polarity connection is correct on both ends, and short circuit might occur if powering the light from both ends with reverse polarity. It is not recommended to feed both ends of light with two separated power supplies, which would lead to overloading and overheating problem if either power supply is failed.

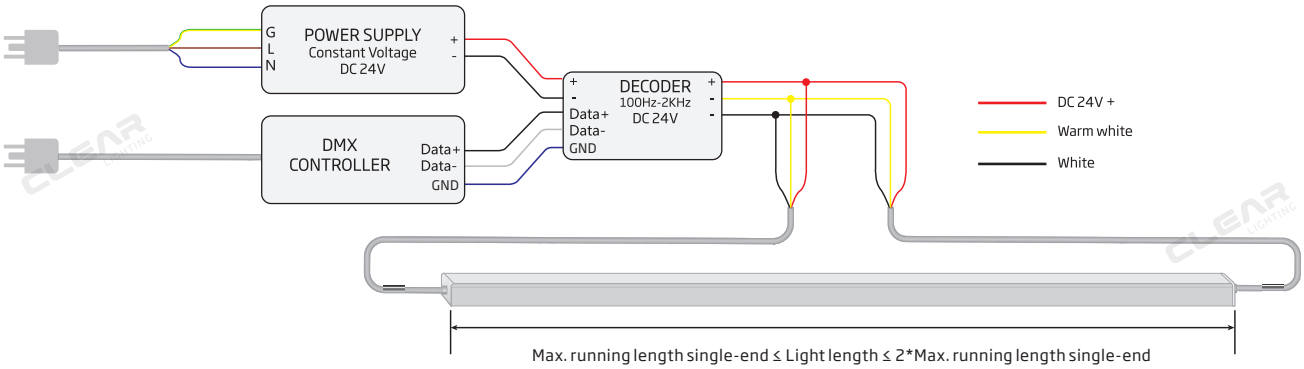

Light Length:

The length of the longest single light in parallel connection or sum of lights in series connection.

Cable Length:

The length of an electrical cable between power output end and light input end, and the cables for serial interconnection are inclusive.

How to Minimize Voltage Drop and Signal Transmission Attenuation

1. It is optimal to position the power supply in the middle of a single light or multiple lines in daisy chain to keep the equivalent cable length on both ends for double-end feed.
2. Please ensure the cable length is not more than the table "Max. Cable Length" according to the half of light length and its wire gauge.
3. Please ensure the light length is less than the table "Max. Running Length Double-end Feed".
4. Shielded Twisted Pair cable is required to be used to connect DMX master controller and decoder, and its length shall be less than 300m.

Max. Running Length Double-end Feed

Input: DC24V

Connector Type	Sleeve Connector	Snap Connector	Injection-moulded Connector	Dual Injection-moulded Connector
Wire Gauge	18AWG*3	18AWG*3	18AWG*3	18AWG*3
C-FR-F15D-12W-Static full loading	20m/65.6ft	20m/65.6ft	20m/65.6ft	20m/65.6ft
C-FR-F15D-Dynamic operating	40m/131.2ft	40m/131.2ft	40m/131.2ft	40m/131.2ft
C-FR-ProF15D-12W-Static full loading	20m/65.6ft	20m/65.6ft	20m/65.6ft	20m/65.6ft
C-FR-ProF15D-Dynamic operating	40m/131.2ft	40m/131.2ft	40m/131.2ft	40m/131.2ft
C-SFR-F15D-12W-Static full loading	30m/99.2ft	30m/99.2ft	30m/99.2ft	/
C-SFR-F15D-Dynamic operating	60m/196.8ft	60m/196.8ft	60m/196.8ft	/

Note:
1. Above conclusion is based on voltage drop testing result of the light with 0.3m (0.98ft) cable only.
2. The maximum running length is based on the designated light in static full loading status exceptionally stated dynamic operating.
3. Above running length is only the light length excluding lengths of connectors.
4. The delivered length might be subject to the maximum packing length.

Flexglo™ F15A RGB Light (PVC)

3 year Warranty
Solvents Resistant
UV Resistant
Flame Resistant
Salt Water Resistant
IK08 Protection

Certification Mark	UL	CE	
Test Standard/Directive	UL2108 Class 2	CE-EMC	IS 10322
Certificate Serial Number	20180801-E360029	SZEM1712012372LMV	R-41128376
Report Reference	E360029-20130322	SZEM171201237201	NO.20190425001

RGB

Ambient Working Temperature
≤12W/m -20 ~ 45℃ /-4~113℉

Ambient Installation Temperature
0 ~ 45℃ /32~113℉

Storage Temperature
-20 ~ 60℃ /-4~140℉

Max. Mounting Surface Temperature
60℃ /140℉

Constant Voltage
DC24V

C-FR-F15A-HB

C-FR-F15A-HB-24CV-RGB-WM-60-12W-100

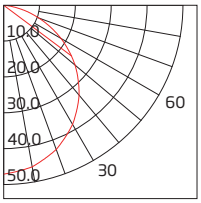

AVERAGE BEAM ANGLE (50%): 111.9°

Min. Bending Diameter
120mm/4.72in

Min. Cutting Length
100mm/3.94in
6LEDs

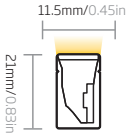

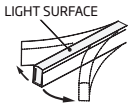

Horizontal Bending

Bending-extreme
1331 times

Tensile-instantaneous
47.924 kg.f

Twist-extreme
4897 times

Warning: Extreme Destructive Tests in laboratory only, and it's forbidden to operate in practice.

Note:
1. The illuminated light length shall be an integral multiple of min. cutting length.
2. The waterproof reliability of the lighting fixture depends on the IP rating of connector, and please make sure connector is properly assembled before installation. The highest IP rating we can achieve is IP68.

Item Code

C	FR	F15A	HB	24CV	RGB	WM	60	12W	100
Company	Material	Product Series	Bending Direction	Voltage & Circuit Type	Color	Base & Lighting Surface	LEDs Qty/m	Power/m	Min. Cutting Length (mm)
Clear	FR= (PVC) Flex Ribbon	F15A= RGB	HB= Horizontal Bending	DC24V & Constant Voltage	RGB	WM= White & Milky	60	12W	100

Feature

Flexglo™ F15A RGB Light (PVC) is a color changing product with tri-chip SMD5050 RGB LEDs as light source, RGB color changing is achievable via a 3 channel PWM controller or any compatible DMX-512 controller.

Multiple connector options are available for different applications. Combined with the adoption of the DryWire™ technology,
*The IP67 Injection-moulded Connector is engineered for outdoor use.
*The IP68 Dual Injection-moulded Connector is specially designed for long-term submersible applications.

This product features a ultra long lifespan in outdoor application by leveraging other ClearTech™ such as the PinBoost™ technology enhancing physical reliability of light engine, the C-Mask™ technology retarding PVC discoloration and enabling consistent illumination.

Electrical Parameter

Category	C-FR-F15A-HB
Voltage	24
Current (mA/m)	500.0
Power (W/m)	12
Circuit Type	CV
LED Type	5050
LEDs Qty/m	60
LEDs Qty/unit	6
Unit/m	10
Min. Cutting Length (mm)	100
Min. Cutting Length (in)	3.94

Optical Parameter

Item Code	Finished Product				LED
	Color	Wavelength	Lumen/m	Lumen/ft	Color Tolerance
C-FR-F15A-HB-24CV-RGB-WM-60-12W-100	Red	618-624nm	40lm	12lm	<3nm
	Green	522-528nm	100lm	30lm	<3nm
	Blue	468-474nm	15lm	5lm	<3nm
	R+G+B	R+G+B	155lm	47lm	

Max. Running Length Input: DC24V

Type	Sleeve Connector		Snap Connector		Injection-moulded Connector		Dual Injection-moulded Connector	
IP Rating	IP40		IP67		IP67		IP68	
Item Code	Single-end Feed	Double-end Feed	Single-end Feed	Double-end Feed	Single-end Feed	Double-end Feed	Single-end Feed	Double-end Feed
C-FR-F15A-12W-Static full loading	7m/22.96ft	14m/45.92ft	7m/22.96ft	14m/45.92ft	7m/22.96ft	14m/45.92ft	7m/22.96ft	14m/45.92ft
C-FR-F15A-12W-Dynamic operating	10m/32.8ft	20m/65.6ft	10m/32.8ft	20m/65.6ft	10m/32.8ft	20m/65.6ft	10m/32.8ft	20m/65.6ft

Note:
1. Above conclusion is based on voltage drop testing result of the light with 0.3m (0.98ft) cable only.
2. The maximum running length is based on the light in static full loading status exceptionally stated dynamic operating.
3. Above running length is only the light length excluding lengths of connectors.
4. The delivery length might be subject to the maximum packing length.

F15A Connector (PVC)

Type/IP Rating	Bending Direction	Front Connector End	Front Connector Side from Left	Front Connector Side from Right	Front Connector Bottom
Sleeve Connector IP40	HB	 F15A-HB-SL/FC-01/02-E-0.3m/1m/3m/5m/10m/15m/20m 18AWG*4	N/A N/A	N/A N/A	N/A N/A
Snap Connector IP67	HB	 F15A-HB-SN/FC-01/02-E-0.3m/1m/3m/5m/10m/15m/20m 18AWG*4	 F15A-HB-SN/FC-01/02-SL-0.3m/1m/3m/5m/10m/15m/20m 18AWG*4	 F15A-HB-SN/FC-01/02-SR-0.3m/1m/3m/5m/10m/15m/20m 18AWG*4	 F15A-HB-SN/FC-01/02-B-0.3m/1m/3m/5m/10m/15m/20m 18AWG*4
Injection-moulded Connector IP67	HB	 F15A-HB-IM/FC-01/02-E-0.3m/1m/3m/5m/10m/15m/20m 20AWG*1+22AWG*3	 F15A-HB-IM/FC-02-SL-0.3m/1m/3m/5m/10m/15m/20m 20AWG*1+22AWG*3	 F15A-HB-IM/FC-01-SR-0.3m/1m/3m/5m/10m/15m/20m 20AWG*1+22AWG*3	 F15A-HB-IM/FC-01/02-B-0.3m/1m/3m/5m/10m/15m/20m 20AWG*1+22AWG*3
Dual Injection - moulded Connector IP68	HB	 F15A-HB-DIM/FC-01/02-E-0.3m/1m/3m/5m/10m/15m/20m 20AWG*1+22AWG*3	 F15A-HB-DIM/FC-02-SL-0.3m/1m/3m/5m/10m/15m/20m 20AWG*1+22AWG*3	 F15A-HB-DIM/FC-01-SR-0.3m/1m/3m/5m/10m/15m/20m 20AWG*1+22AWG*3	 F15A-HB-DIM/FC-01/02-B-0.3m/1m/3m/5m/10m/15m/20m 20AWG*1+22AWG*3

F15 Mounting Profile

Picture	Name/Item Code	Installation Way
	Aluminum Profile F15-A/PL-35/500/1000/2000mm	
	Flange Aluminum Profile F15-FA/PL-35/500/1000/2000mm	
	Serrated Aluminum Profile F15-SA/PL-20/500/1000/2000mm	

Type/IP Rating	Seamless Middle Connector & Power Feed	Middle Connector & Power T-feed	Middle Connector	Jumper	End Cap
Sleeve Connector IP40	N/A N/A	 F15A-HB-SL/MC-PTF-01/02-0.3m/1m/3m 18AWG*4	 F15A-HB-SL/MC	 F15A-HB-SL/JU-01/02-0.3m/1m 18AWG*4	 F15-SL/EC
Snap Connector IP67	N/A N/A	 F15A-HB-SN/MC-PTF-01/02-0.3m/1m/3m 18AWG*4	N/A N/A	 F15A-HB-SN/JU-01/02-0.3m/1m 18AWG*4	 F15-SN/EC-01/02
Injection-moulded Connector IP67	 F15A-HB-IM/SEMC-PF-S-0.3m/1m/3m/5m/10m/15m/20m 20AWG*1+22AWG*3	 F15A-HB-IM/MC-PTF-0.3m/1m/3m 20AWG*1+22AWG*3	N/A N/A	 F15A-HB-IM/JU-0.3m/1m 20AWG*1+22AWG*3	 F15-IM/EC
Dual Injection - moulded Connector IP68	N/A N/A	 F15A-HB-DIM/MC-PTF-0.3m/1m/3m 20AWG*1+22AWG*3	N/A N/A	 F15A-HB-DIM/JU-0.3m/1m 20AWG*1+22AWG*3	 F15-DIM/EC

Picture	Name/Item Code	Installation Way
	Flange Serrated Aluminum Profile F15-FSA/PL-20/500/1000/2000mm	
	Bendable Serrated Aluminum Profile F15-BSA/PL-500/1000mm	

Flexglo™ F15A RGB Light (Silicone)

5 year Warranty | Solvents Resistant | UV Resistant | Flame Resistant | Salt Water Resistant | IK08 Protection

Certification Mark	UL	CE	
Test Standard/Directive	UL2108 Class 2	CE-EMC	IS 10322
Certificate Serial Number	20180801-E360029	SZEM1712012372LMV	R-41128376
Report Reference	E360029-20130322	SZEM171201237201	NO.20190425001

RGB

Ambient Working Temperature
≤12W/m -40 ~ 55℃ /-40~131℉

Ambient Installation Temperature
-40 ~ 50℃ /-40~122℉

Storage Temperature
-40 ~ 60℃ /-40~140℉

Max. Mounting Surface Temperature
85℃ /185℉

CV Constant Voltage
DC24V

C-SFR-F15A-HB

C-SFR-F15A-HB-24CV-RGB-WM-60-12W-100

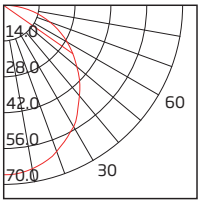

AVERAGE BEAM ANGLE (50%): 109.4°

Min. Bending Diameter
120mm/4.72in

Min. Cutting Length
100mm/3.94in
6LEDs

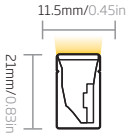

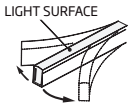

Horizontal Bending

Bending-extreme
1524 times

Tensile-instantaneous
>60 kg.f

Twist-extreme
1678 times

Warning: Extreme Destructive Tests in laboratory only, and it's forbidden to operate in practice.

Note:
1. The illuminated light length shall be an integral multiple of min. cutting length.
2. The waterproof reliability of the lighting fixture depends on the IP rating of connector, and please make sure connector is properly assembled before installation. The highest IP rating we can achieve is IP67.

Item Code

C	SFR	F15A	HB	24CV	RGB	WM	60	12W	100
Company	Material	Product Series	Bending Direction	Voltage & Circuit Type	Color	Base & Lighting Surface	LEDs Qty/m	Power/m	Min. Cutting Length (mm)
Clear	SFR= Silicone Flex Ribbon	F15A= RGB	HB= Horizontal Bending	DC24V & Constant Voltage	RGB	WM= White & Milky	60	12W	100

Feature

Flexglo™ F15A RGB Light (Silicone) is a color changing product with tri-chip SMD5050 RGB LEDs as light source, RGB color changing is achievable via a 3 channel PWM controller or any compatible DMX-512 controller. Thanks to the excellent weatherproof and UV-resistant performance of silicone material, it features a wide ambient working temperature range of -40-55 ℃, especially suitable for harsh environment application.

Multiple connector options are available for different applications. Combined with the adoption of the DryWire™ technology,
*The IP67 Injection-moulded Connector is engineered for outdoor use, owing to its elegant appearance and strong adhesiveness acquired by the liquid silicone injection workmanship.
*The IP67 Field Assembly Connector, which is underpinned by the Insulfit™ technology that enables quick assembly in the field along with waterproof reliability (proper assembly required).

This product features a ultra long lifespan in outdoor application by leveraging other ClearTech™ such as the PinBoost™ technology enhancing physical reliability of light engine, the TwinFlex™ technology improving the conductivity and optimizing heat dissipation performance, the C-Mask™ technology making the light body self-cleaning and anti-UV and enabling consistent illumination.

Electrical Parameter

Category	C-SFR-F15A-HB
Voltage	24
Current (mA/m)	500.0
Power (W/m)	12
Circuit Type	CV
LED Type	5050
LEDs Qty/m	60
LEDs Qty/unit	6
Unit/m	10
Min. Cutting Length (mm)	100
Min. Cutting Length (in)	3.94

Optical Parameter

Item Code	Finished Product				LED
	Color	Wavelength	Lumen/m	Lumen/ft	Color Tolerance
C-SFR-F15A-HB-24CV-RGB-WM-60-12W-100	Red	618-624nm	50lm	15lm	<3nm
	Green	522-528nm	120lm	37lm	<3nm
	Blue	468-474nm	25lm	8lm	<3nm
	R+G+B	R+G+B	195lm	59m	N/A

Max. Running Length Input: DC24V

Type	Snap Connector		Snap Connector		Silicone Injection-moulded Connector	
IP Rating	IP40		IP67		IP67	
Item Code	Single-end Feed	Double-end Feed	Single-end Feed	Double-end Feed	Single-end Feed	Double-end Feed
C-SFR-F15A-12W-Static full loading	10m/32.8ft	20m/65.6ft	10m/32.8ft	20m/65.6ft	10m/32.8ft	20m/65.6ft
C-SFR-F15A-12W-Dynamic operating	15m/49.2ft	30m/98.4ft	15m/49.2ft	30m/98.4ft	15m/49.2ft	30m/98.4ft

Note:
1. Above conclusion is based on voltage drop testing result of the light with 0.3m (0.98ft) cable only.
2. The maximum running length is based on the light in static full loading status exceptionally stated dynamic operating.
3. Above running length is only the light length excluding lengths of connectors.
4. The delivery length might be subject to the maximum packing length.

F15A Connector (Silicone)

Type/IP Rating	Bending Direction	Front Connector End	Front Connector Side from Left	Front Connector Side from Right	Front Connector Bottom
Sleeve Connector IP40	HB	 F15A-HB-SL/FC-01/02-E-0.3m/1m/3m/5m/10m/15m/20m 18AWG*4	N/A N/A	N/A N/A	N/A N/A
Snap Connector IP67	HB	 F15A-HB-SN/FC-01/02-E-0.3m/1m/3m/5m/10m/15m/20m 18AWG*4	 F15A-HB-SN/FC-01/02-SL-0.3m/1m/3m/5m/10m/15m/20m 18AWG*4	 F15A-HB-SN/FC-01/02-SR-0.3m/1m/3m/5m/10m/15m/20m 18AWG*4	 F15A-HB-SN/FC-01/02-B-0.3m/1m/3m/5m/10m/15m/20m 18AWG*4
Silicone Injection-moulded Connector IP67	HB	 F15A-HB-SIM/FC-01/02-E-0.3m/1m/3m/5m/10m/15m/20m 20AWG*1+22AWG*3	 F15A-HB-SIM/FC-02-SL-0.3m/1m/3m/5m/10m/15m/20m 20AWG*1+22AWG*3	 F15A-HB-SIM/FC-01-SR-0.3m/1m/3m/5m/10m/15m/20m 20AWG*1+22AWG*3	 F15A-HB-SIM/FC-01/02-B-0.3m/1m/3m/5m/10m/15m/20m 20AWG*1+22AWG*3

F15 Mounting Profile

Picture	Name/Item Code	Installation Way
	Aluminum Profile F15-A/PL-35/500/1000/2000mm	
	Flange Aluminum Profile F15-FA/PL-35/500/1000/2000mm	
	Serrated Aluminum Profile F15-SA/PL-20/500/1000/2000mm	

Type/IP Rating	Seamless Middle Connector & Power Feed	Middle Connector & Power T-feed	Middle Connector	Jumper	End Cap
Sleeve Connector IP40	N/A N/A	 F15A-HB-SL/MC-PTF-01/02-0.3m/1m/3m 18AWG*4	 F15A-HB-SL/MC	 F15A-HB-SL/JU-01/02-0.3m/1m 18AWG*4	 F15-SL/EC
Snap Connector IP67	N/A N/A	 F15A-HB-SN/MC-PTF-01/02-0.3m/1m/3m 18AWG*4	N/A N/A	 F15A-HB-SN/JU-01/02-0.3m/1m 18AWG*4	 F15-SN/EC-01/02
Silicone Injection-moulded Connector IP67	N/A N/A	 F15A-HB-SIM/MC-PTF-0.3m/1m/3m 20AWG*1+22AWG*3	N/A N/A	 F15A-HB-SIM/JU-0.3m/1m 20AWG*1+22AWG*3	 F15-SIM/EC

Picture	Name/Item Code	Installation Way
	Flange Serrated Aluminum Profile F15-FSA/PL-20/500/1000/2000mm	
	Bendable Serrated Aluminum Profile F15-BSA/PL-500/1000mm	

Flexglo™ F15A Wiring Diagram

1. Please use a constant voltage power supply with corresponding output voltage, and rated wattage of the power supply shall be 25% more than the actual power consumption of light to increase its life expectancy;
2. A compatible controller is required to achieve various light changing effects;
3. The rated power of controller/decoder shall be higher than the actual power consumption of light; its frequency range shall be 100~2000Hz, and 500Hz is recommended;
4. This wiring diagram is using the mains of AC230V with brown and blue wires as an example, and please connect with the corresponding live and neutral wires for other mains electricity;

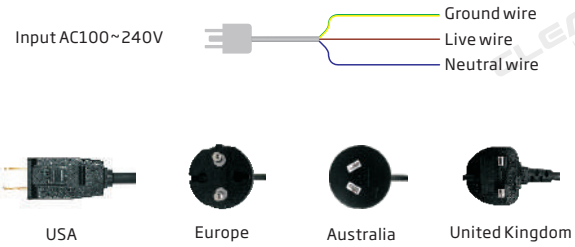

5. Types of standard plugs are optional if power cord is purchased from CLEAR.

Single-end Feed

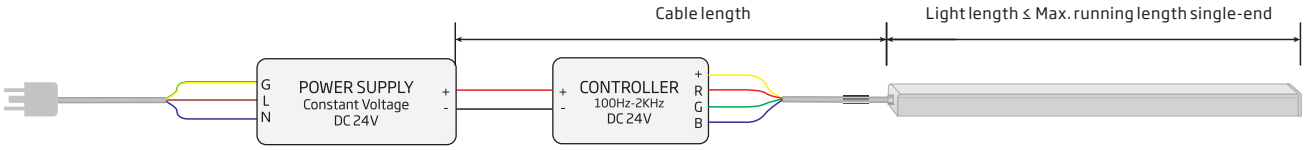

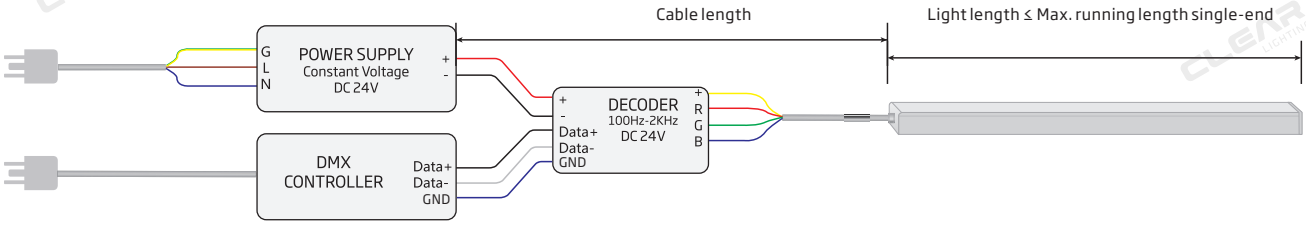

Light Length:

The length of the longest single light in parallel connection or sum of lights in series connection.

Cable Length:

The length of an electrical cable between power output end and light input end, and the cables for serial interconnection are inclusive.

How to Minimize Voltage Drop and Signal Transmission Attenuation

1. Please ensure the cable length is not more than the table "Max. Cable Length" according to light length and its wire gauge.
2. Please ensure the light length is less than the cable "Max. Running Length Single-end Feed".
3. Shielded Twisted Pair cable is required to be used to connect DMX master controller and decoder, and its length shall be less than 300m.

Max. Running Length Single-end Feed

Input: DC24V

Connector Type	Sleeve Connector	Snap Connector	Injection-moulded Connector	Dual Injection-moulded Connector
Wire Gauge	18AWG*4	18AWG*4	20AWG*1+22AWG*3	20AWG*1+22AWG*3
C-FR-F15A-12W-Static full loading	7m/22.96ft	7m/22.96ft	7m/22.96ft	7m/22.96ft
C-FR-F15A-Dynamic operating	10m/32.8ft	10m/32.8ft	10m/32.8ft	10m/32.8ft
C-SFR-F15A-12W-Static full loading	10m/32.8ft	10m/32.8ft	10m/32.8ft	/
C-SFR-F15A-Dynamic operating	15m/49.6ft	15m/49.6ft	15m/49.6ft	/

Note:
1. Above conclusion is based on voltage drop testing result of the light with 0.3m (0.98ft) cable only.
2. The maximum running length is based on the designated light in static full loading status exceptionally stated dynamic operating.
3. Above running length is only the light length excluding lengths of connectors.
4. The delivered length might be subject to the maximum packing length.

Double-end Feed

Please refer to the following wiring diagram with double-end feed to run length that is longer than max. running length for single-end feed but less than twice the value.

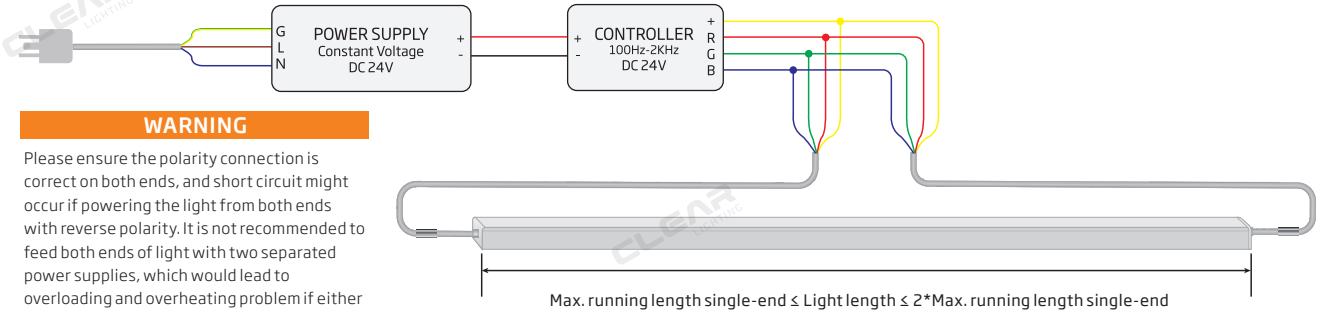

WARNING

Please ensure the polarity connection is correct on both ends, and short circuit might occur if powering the light from both ends with reverse polarity. It is not recommended to feed both ends of light with two separated power supplies, which would lead to overloading and overheating problem if either power supply is failed.

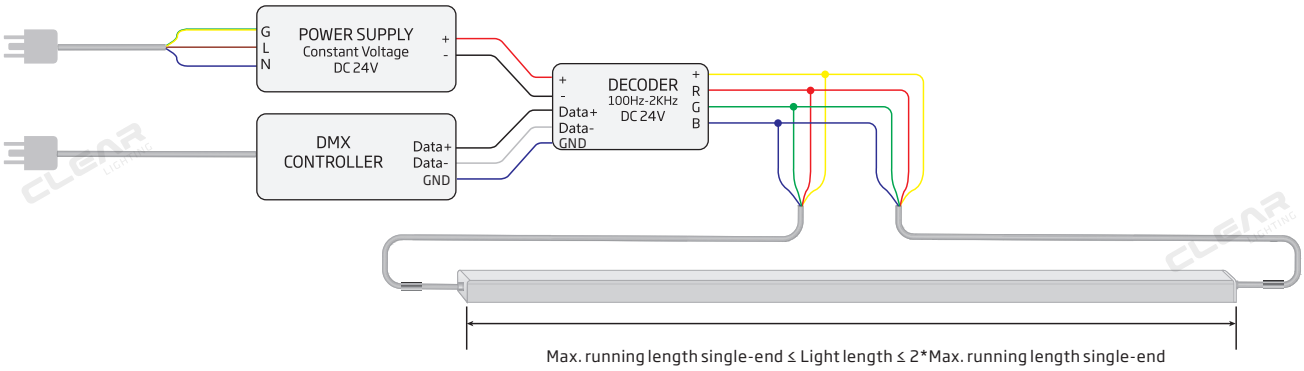

Light Length:

The length of the longest single light in parallel connection or sum of lights in series connection.

Cable Length:

The length of an electrical cable between power output end and light input end, and the cables for serial interconnection are inclusive.

How to Minimize Voltage Drop and Signal Transmission Attenuation

1. It is optimal to position the power supply in the middle of a single light or multiple lines in daisy chain to keep the equivalent cable length on both ends for double-end feed.
2. Please ensure the cable length is not more than the table "Max. Cable Length" according to the half of light length and its wire gauge.
3. Please ensure the light length is less than the table "Max. Running Length Double-end Feed".
4. Shielded Twisted Pair cable is required to be used to connect DMX master controller and decoder, and its length shall be less than 300m.

Max. Running Length Double-end Feed

Input: DC24V

Connector Type	Sleeve Connector	Snap Connector	Injection-moulded Connector	Dual Injection-moulded Connector
Wire Gauge	18AWG*4	18AWG*4	20AWG*1+22AWG*3	20AWG*1+22AWG*3
C-FR-F15A-12W-Static full loading	14m/45.92ft	14m/45.92ft	14m/45.92ft	14m/45.92ft
C-FR-F15A-Dynamic operating	20m/65.6ft	20m/65.6ft	20m/65.6ft	20m/65.6ft
C-SFR-F15A-12W-Static full loading	20m/65.6ft	20m/65.6ft	20m/65.6ft	/
C-SFR-F15A-Dynamic operating	30m/98.4ft	30m/98.4ft	30m/98.4ft	/

Note:
1. Above conclusion is based on voltage drop testing result of the light with 0.3m (0.98ft) cable only.
2. The maximum running length is based on the designated light in static full loading status exceptionally stated dynamic operating.
3. Above running length is only the light length excluding lengths of connectors.
4. The delivered length might be subject to the maximum packing length.

F15A Max. Cable Length (PVC)

Input: DC24V

Item Code	Light Length (M)	Cable Length									
		0.32 mm^2		0.52 mm^2		0.81 mm^2		1.32 mm^2		2.07 mm^2	
		22AWG		20AWG		18AWG		16AWG		14AWG	
		m	ft	m	ft	m	ft	m	ft	m	ft
C-FR-F15A-CV-12W	1	19.0	62.3	31.0	101.7	48.5	159.1	79.5	260.8	124.5	408.4
	2	9.5	31.2	15.5	50.8	24.0	78.7	40.0	131.2	62.0	203.4
	3	6.0	19.7	10.0	32.8	16.0	52.5	26.5	86.9	41.5	136.1
	4	5.0	16.4	8.0	26.2	12.0	39.4	20.0	65.6	31.0	101.7
	5	4.0	13.1	6.0	19.7	10.0	32.8	16.0	52.5	26.0	85.3
	6	3.0	9.8	5.5	18.0	8.5	27.9	14.0	45.9	22.0	72.2
	7			5.0	16.4	7.5	24.6	12.0	39.4	19.0	62.3

F15A Max. Cable Length (Silicone)

Input: DC24V

Item Code	Light Length (M)	Cable Length									
		0.32 mm^2		0.52 mm^2		0.81 mm^2		1.32 mm^2		2.07 mm^2	
		22AWG		20AWG		18AWG		16AWG		14AWG	
		m	ft	m	ft	m	ft	m	ft	m	ft
C-SFR-F15A-CV-12W	1	19.0	62.3	31.0	101.7	48.5	159.1	79.5	260.8	127.0	416.6
	2	9.5	31.2	15.5	50.8	24.0	78.7	39.5	129.6	63.5	208.3
	3	6.5	21.3	10.5	34.4	16.5	54.1	27.0	88.6	42.0	137.8
	4	5.0	16.4	8.0	26.2	12.5	41.0	20.0	65.6	32.0	105.0
	5	4.0	13.1	6.5	21.3	10.0	32.8	16.0	52.5	25.0	82.0
	6	3.0	9.8	5.5	18.0	8.5	27.9	14.0	45.9	21.0	68.9
	7			5.0	16.4	7.5	24.6	12.0	39.4	19.5	64.0
	8			4.0	13.1	6.5	21.3	11.0	36.1	17.0	55.8
	9			4.0	13.1	6.0	19.7	10.0	32.8	16.0	52.5
	10			3.5	11.5	5.5	18.0	9.0	29.5	14.5	47.6

Note:
1. Please check the wire gauge of your connector in the table "Max. Running Length".
E.g.,
Single-end feed, C-FR-F15A-12W, 5m light length when with 20AWG wire, max. cable length should refer to the corresponding value 6m for 5m light length;
Double-end feed, C-FR-F15A-12W, 10m light length when with 20AWG wire, max. cable length of each end should refer to the corresponding value 6m for half of light length 5m;
2. The above cable lengths are calculated based on 10% allowable voltage drop maximum.

Flexglo™ F15E RGBW Light (PVC)

3 year Warranty | Solvents Resistant | UV Resistant | Flame Resistant | Salt Water Resistant | IK08 Protection

Certification Mark	UL	CE
Test Standard/Directive	UL2108 Class 2	CE-EMC
Certificate Serial Number	20180801-E360029	SZEM1712012372LMV
Report Reference	E360029-20130322	SZEM171201237201

RGBW

Ambient Working Temperature
≤15W/m -20 ~ 35℃ /-4~95℉

Ambient Installation Temperature
0 ~ 45℃ /32~113℉

Storage Temperature
-20 ~ 60℃ /-4~140℉

Max. Mounting Surface Temperature
60℃ /140℉

CV Constant Voltage
DC24V

C-FR-F15E-HB

C-FR-F15E-HB-24CV-RGBW(27K)-WM-60-15W-100

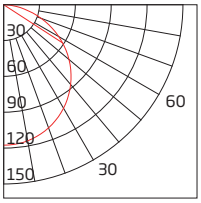

UNIT: cd
–C90/270

AVERAGE BEAM ANGLE (50%): 113.9°

Min. Bending Diameter
120mm/4.72in

Min. Cutting Length
100mm/3.94in
6LEDs

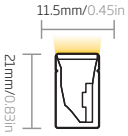

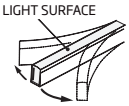

Horizontal Bending

Bending-extreme
1649 times

Tensile-instantaneous
59.014 kg.f

Twist-extreme
9783 times

Warning: Extreme Destructive Tests in laboratory only, and it's forbidden to operate in practice.

Note:
1. The illuminated light length shall be an integral multiple of min. cutting length.
2. The waterproof reliability of the lighting fixture depends on the IP rating of connector, and please make sure connector is properly assembled before installation. The highest IP rating we can achieve is IP68.

Feature

Flexglo™ F15E RGBW Light (PVC) is a color changing product with qua-chip SMD5050 RGBW LEDs as light source, RGBW color changing is achievable via a 4 channel PWM controller or any compatible DMX-512 controller, and 2700K and 4000K in white color are optional.

Multiple connector options are available for different applications. Combined with the adoption of the DryWire™ technology,
*The IP67 Injection-moulded Connector is engineered for outdoor use.
*The IP68 Dual Injection-moulded Connector is specially designed for long-term submersible applications.
This product features a ultra long lifespan in outdoor application by leveraging other ClearTech™ such as the PinBoost™ technology enhancing physical reliability of light engine, the C-Mask™ technology retarding PVC discoloration and enabling consistent illumination.

Item Code

C	FR	F15E	HB	24CV	RGBW (27K)	WM	60	15W	100
Company	Material	Product Series	Bending Direction	Voltage & Circuit Type	Color	Base & Lighting Surface	LEDs Qty/m	Power/m	Min. Cutting Length (mm)
Clear	FR= (PVC) Flex Ribbon	F15E= RGBW	HB= Horizontal Bending	DC24V & Constant Voltage	RGBW(27K)= RGB& 2700K RGBW(40K)= RGB & 4000K	WM= White & Milky	60	15W	100

Electrical Parameter

Category	C-FR-F15E-HB
Voltage	24
Current (mA/m)	625.0
Power (W/m)	15
Circuit Type	CV
LED Type	5050
LEDs Qty/m	60
LEDs Qty/unit	6
Unit/m	10
Min. Cutting Length (mm)	100
Min. Cutting Length (in)	3.94

Optical Parameter

Item Code	Finished Product						LED	
	Color	Wavelength/ CCT Tolerance	Color Tolerance	CRI	Lumen/m	Lumen/ft	Color Tolerance	CRI
C-FR-F15E-HB-24CV-RGBW(27K)-WM-60-15W-100	Red	618-624nm			40lm	12lm	<3nm	
	Green	522-528nm			100lm	30lm	<3nm	
	Blue	468-474nm			15lm	5lm	<3nm	
	White	2725±145K	<6.5SDCM	80	100lm	30lm	<2.3SDCM	82~87
C-FR-F15E-HB-24CV-RGBW(40K)-WM-60-15W-100	Red	618-624nm			40lm	12lm	<3nm	
	Green	522-528nm			100lm	30lm	<3nm	
	Blue	468-474nm			15lm	5lm	<3nm	
	White	3985±275K	<6.5SDCM	80	100lm	30lm	<2.3SDCM	82~87

Note:
1. CCT Tolerance refers to target CCT and tolerance (ANSI C78.377).
2. Color Tolerance refers to CLEAR standard for finished product and LED.

Max. Running Length Input: DC24V

Type	Injection-moulded Connector		Dual Injection-moulded Connector	
IP Rating	IP67		IP68	
Item Code	Single-end Feed	Double-end Feed	Single-end Feed	Double-end Feed
C-FR-F15E-15W-Static full loading	5m/16.4ft	10m/32.8ft	5m/16.4ft	10m/32.8ft
C-FR-F15E-15W-Dynamic operating	8m/26.24ft	16m/52.48ft	8m/26.24ft	16m/52.48ft

Note:
1. Above conclusion is based on voltage drop testing result of the light with 0.3m (0.98ft) cable only.
2. The maximum running length is based on the light in static full loading status exceptionally stated dynamic operating.
3. Above running length is only the light length excluding lengths of connectors.
4. The delivery length might be subject to the maximum packing length.

F15E Connector (PVC)

Type/IP Rating	Bending Direction	Front Connector End	Front Connector Side from Left	Front Connector Side from Right	Front Connector Bottom
Injection-moulded Connector IP67	HB	 F15E-HB-IM/FC-01/02-E-0.3m/1m/3m/5m/10m/15m/20m 20AWG*1+22AWG*4	 F15E-HB-IM/FC-02-SL-0.3m/1m/3m/5m/10m/15m/20m 20AWG*1+22AWG*4	 F15E-HB-IM/FC-01-SR-0.3m/1m/3m/5m/10m/15m/20m 20AWG*1+22AWG*4	 F15E-HB-IM/FC-01/02-B-0.3m/1m/3m/5m/10m/15m/20m 20AWG*1+22AWG*4
Dual Injection - moulded Connector IP68	HB	 F15E-HB-DIM/FC-01/02-E-0.3m/1m/3m/5m/10m/15m/20m 20AWG*1+22AWG*4	 F15E-HB-DIM/FC-02-SL-0.3m/1m/3m/5m/10m/15m/20m 20AWG*1+22AWG*4	 F15E-HB-DIM/FC-01-SR-0.3m/1m/3m/5m/10m/15m/20m 20AWG*1+22AWG*4	 F15E-HB-DIM/FC-01/02-B-0.3m/1m/3m/5m/10m/15m/20m 20AWG*1+22AWG*4

F15 Mounting Profile

Picture	Name/Item Code	Installation Way
	Aluminum Profile F15-A/PL-35/500/1000/2000mm	
	Flange Aluminum Profile F15-FA/PL-35/500/1000/2000mm	
	Serrated Aluminum Profile F15-SA/PL-20/500/1000/2000mm	

Type/IP Rating	Seamless Middle Connector & Power Feed	Middle Connector & Power T-feed	Middle Connector	Jumper	End Cap
Injection-moulded Connector IP67	N/A N/A	 F15E-HB-IM/MC-PTF-0.3m/1m/3m 20AWG*1+22AWG*4	N/A N/A	 F15E-HB-IM/JU-0.3m/1m 20AWG*1+22AWG*4	 F15-IM/EC
Dual Injection - moulded Connector IP68	N/A N/A	 F15E-HB-DIM/MC-PTF-0.3m/1m/3m 20AWG*1+22AWG*4	N/A N/A	 F15E-HB-DIM/JU-0.3m/1m 20AWG*1+22AWG*4	 F15-DIM/EC

Picture	Name/Item Code	Installation Way
	Flange Serrated Aluminum Profile F15-FSA/PL-20/500/1000/2000mm	
	Bendable Serrated Aluminum Profile F15-BSA/PL-500/1000mm	

Flexglo™ F15E RGBW Light (Silicone)

5 year Warranty | Solvents Resistant | UV Resistant | Flame Resistant | Salt Water Resistant | IK08 Protection

Certification Mark	UL	CE
Test Standard/Directive	UL2108 Class 2	CE-EMC
Certificate Serial Number	20180801-E360029	SZEM1712012372LMV
Report Reference	E360029-20130322	SZEM171201237201

RGBW

Ambient Working Temperature
≤15W/m -40 ~ 45℃ /-40~113°F

Ambient Installation Temperature
-40 ~ 50℃ /-40~122°F

Storage Temperature
-40 ~ 60℃ /-40~140°F

Max. Mounting Surface Temperature
85℃ /185°F

Constant Voltage
DC24V

C-SFR-F15E-HB

C-SFR-F15B-HB-24CV-RGBW(27K)-WM-60-15W-100

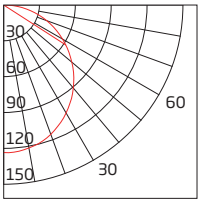

UNIT: cd
-C90/270

AVERAGE BEAM ANGLE (50%): 111.4°

Min. Bending Diameter
120mm/4.72in

Min. Cutting Length
100mm/3.94in
6LEDs

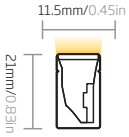

Horizontal Bending

Bending-extreme
4557 times

Tensile-instantaneous
>60 kg.f

Twist-extreme
4679 times

Warning: Extreme Destructive Tests in laboratory only, and it's forbidden to operate in practice.

Note:
1. The illuminated light length shall be an integral multiple of min. cutting length.
2. The waterproof reliability of the lighting fixture depends on the IP rating of connector, and please make sure connector is properly assembled before installation. The highest IP rating we can achieve is IP67.

Feature

Flexglo™ F15E RGBW Light (Silicone) is a color changing product with Nichia qua-chip SMD5050 RGBW LEDs as light source, an ideal product for project where premium LED is required. RGBW color changing is achievable via a 4 channel PWM controller or any compatible DMX-512 controller, and 2700K and 4000K in white color are optional. Thanks to the excellent weatherproof and UV-resistant performance of silicone material, it features a wide ambient working temperature range of -40-55 ℃, especially suitable for harsh environment application.

Combined with the adoption of the DryWire™ technology, the IP67 Injection-moulded Connector is engineered for outdoor use, owing to its elegant appearance and strong adhesiveness acquired by the liquid silicone injection workmanship.
This product features a ultra long lifespan in outdoor application by leveraging other ClearTech™ such as the PinBoost™ technology enhancing physical reliability of light engine, the TwinFlex™ technology improving the conductivity and optimizing heat dissipation performance, the C-Mask™ technology making the light body self-cleaning and anti-UV and enabling consistent illumination.

Item Code

C	SFR	F15E	HB	24CV	RGBW (27K)	WM	60	15W	100
Company	Material	Product Series	Bending Direction	Voltage & Circuit Type	Color	Base & Lighting Surface	LEDs Qty/m	Power/m	Min. Cutting Length (mm)
Clear	SFR= Silicone Flex Ribbon	F15E= RGBW	HB= Horizontal Bending	DC24V & Constant Voltage	RGBW(27K)= RGB & 2700K RGBW(40K)= RGB & 4000K	WM= White & Milky	60	15W	100

Electrical Parameter

Category	C-SFR-F15E-HB
Voltage	24
Current (mA/m)	625.0
Power (W/m)	15
Circuit Type	CV
LED Type	5050
LEDs Qty/m	60
LEDs Qty/unit	6
Unit/m	10
Min. Cutting Length (mm)	100
Min. Cutting Length (in)	3.94

Optical Parameter

Item Code	Finished Product						LED	
	Color	Wavelength/ CCT Tolerance	Color Tolerance	CRI	Lumen/m	Lumen/ft	Color Tolerance	CRI
C-SFR-F15E-HB-24CV-RGBW(27K)-WM-60-15W-100	Red	618-624nm			50lm	15lm	<3nm	
	Green	522-528nm			120lm	37lm	<3nm	
	Blue	468-474nm			25lm	8lm	<3nm	
	White	2725±85K	<5SDCM	80	120lm	37lm	<2.3SDCM	82~87
C-SFR-F15E-HB-24CV-RGBW(40K)-WM-60-15W-100	Red	618-624nm			50lm	15lm	<3nm	
	Green	522-528nm			120lm	37lm	<3nm	
	Blue	468-474nm			25lm	8lm	<3nm	
	White	3985±150K	<5SDCM	80	120lm	37lm	<2.3SDCM	82~87

Note:
1. CCT Tolerance refers to target CCT and tolerance (ANSI C78.377).
2. Color Tolerance refers to CLEAR standard for finished product and LED.

Max. Running Length Input: DC24V

Type	Silicone Injection-moulded Connector	
IP Rating	IP67	
Item Code	Single-end Feed	Double-end Feed
C-SFR-F15E-15W-Static full loading	8m/26.24ft	16m/52.48ft
C-SFR-F15E-15W-Dynamic operating	12m/39.36ft	24m/78.72ft

Note:
1. Above conclusion is based on voltage drop testing result of the light with 0.3m (0.98ft) cable only.
2. The maximum running length is based on the light in static full loading status exceptionally stated dynamic operating.
3. Above running length is only the light length excluding lengths of connectors.
4. The delivery length might be subject to the maximum packing length.

F15E Connector (Silicone)

Type/IP Rating	Bending Direction	Front Connector End	Front Connector Side from Left	Front Connector Side from Right	Front Connector Bottom
Silicone Injection-moulded Connector IP67	HB	 F15E-HB-SIM/FC-01/02-E-0.3m/1m/3m/5m/10m/15m/20m 20AWG*1+22AWG*4	 F15E-HB-SIM/FC-02-SL-0.3m/1m/3m/5m/10m/15m/20m 20AWG*1+22AWG*4	 F15E-HB-SIM/FC-01-SR-0.3m/1m/3m/5m/10m/15m/20m 20AWG*1+22AWG*4	 F15E-HB-SIM/FC-01/02-B-0.3m/1m/3m/5m/10m/15m/20m 20AWG*1+22AWG*4

F15 Mounting Profile

Picture	Name/Item Code	Installation Way
	Aluminum Profile F15-A/PL-35/500/1000/2000mm	
	Flange Aluminum Profile F15-FA/PL-35/500/1000/2000mm	
	Serrated Aluminum Profile F15-SA/PL-20/500/1000/2000mm	

Type/IP Rating	Seamless Middle Connector & Power Feed	Middle Connector & Power T-feed	Middle Connector	Jumper	End Cap
Silicone Injection-moulded Connector IP67	N/A N/A	 F15E-HB-SIM/MC-PTF-0.3m/1m/3m 20AWG*1+22AWG*4	N/A N/A	 F15E-HB-SIM/JU-0.3m/1m 20AWG*1+22AWG*4	 F15-SIM/EC

Picture	Name/Item Code	Installation Way
	Flange Serrated Aluminum Profile F15-FSA/PL-20/500/1000/2000mm	
	Bendable Serrated Aluminum Profile F15-BSA/PL-500/1000mm	

Flexglo™ F15E Wiring Diagram

1. Please use a constant voltage power supply with corresponding output voltage, and rated wattage of the power supply shall be 25% more than the actual power consumption of light to increase its life expectancy;
2. A compatible controller is required to achieve various light changing effects;
3. The rated power of controller/decoder shall be higher than the actual power consumption of light; its frequency range shall be 100~2000Hz, and 500Hz is recommended;
4. Full loading in RGBW is not recommended to avoid the overheating of light.5. This wiring diagram is using the mains of AC230V with brown and blue wires as an example, and please connect with the corresponding live and neutral wires for other mains electricity;

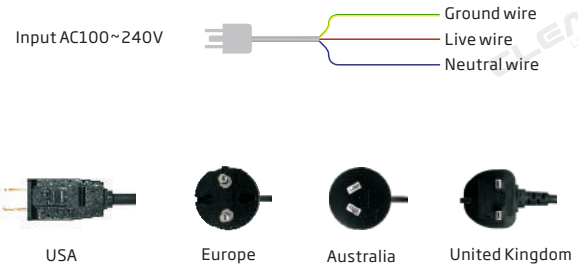

5. Types of standard plugs are optional if power cord is purchased from CLEAR.

Single-end Feed

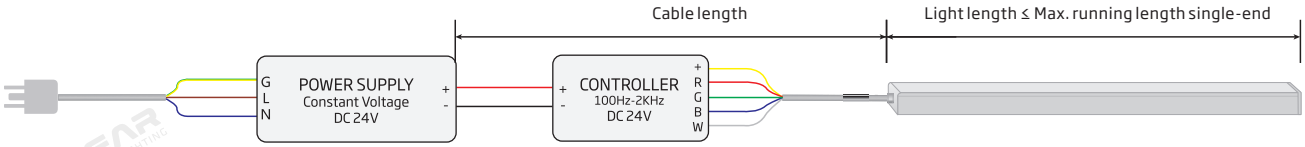

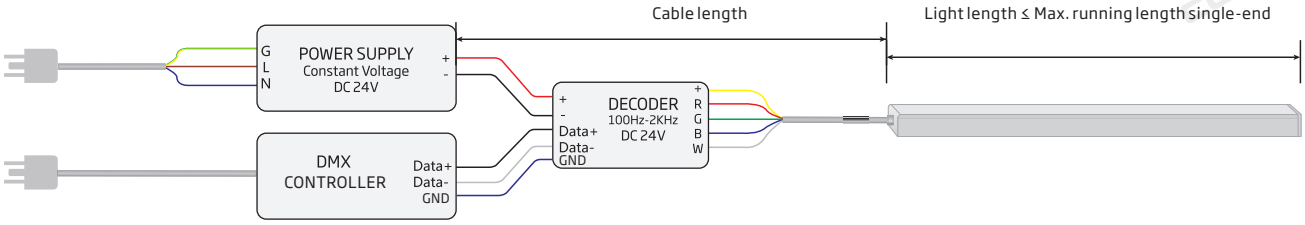

Light Length:

The length of the longest single light in parallel connection or sum of lights in series connection.

Cable Length:

The length of an electrical cable between power output end and light input end, and the cables for serial interconnection are inclusive.

How to Minimize Voltage Drop and Signal Transmission Attenuation

1. Please ensure the cable length is not more than the table "Max. Cable Length" according to light length and its wire gauge.
2. Please ensure the light length is less than the cable "Max. Running Length Single-end Feed".
3. Shielded Twisted Pair cable is required to be used to connect DMX master controller and decoder, and its length shall be less than 300m.

Max. Running Length Single-end Feed

Input: DC24V

Connector Type	Injection-moulded Connector	Dual Injection-moulded Connector
Wire Gauge	20AWG*1+22AWG*4	20AWG*1+22AWG*4
C-FR-F15E-15W-Static full loading	5m/16.4ft	5m/16.4ft
C-FR-F15E-Dynamic operating	8m/26.24ft	8m/26.24ft
C-SFR-F15E-15W-Static full loading	8m/26.24ft	/
C-SFR-F15E-Dynamic operating	12m/39.36ft	/

Note:
1. Above conclusion is based on voltage drop testing result of the light with 0.3m (0.98ft) cable only.
2. The maximum running length is based on the designated light in static full loading status exceptionally stated dynamic operating.
3. Above running length is only the light length excluding lengths of connectors.
4. The delivered length might be subject to the maximum packing length.

Double-end Feed

Please refer to the following wiring diagram with double-end feed to run length that is longer than max. running length for single-end feed but less than twice the value.

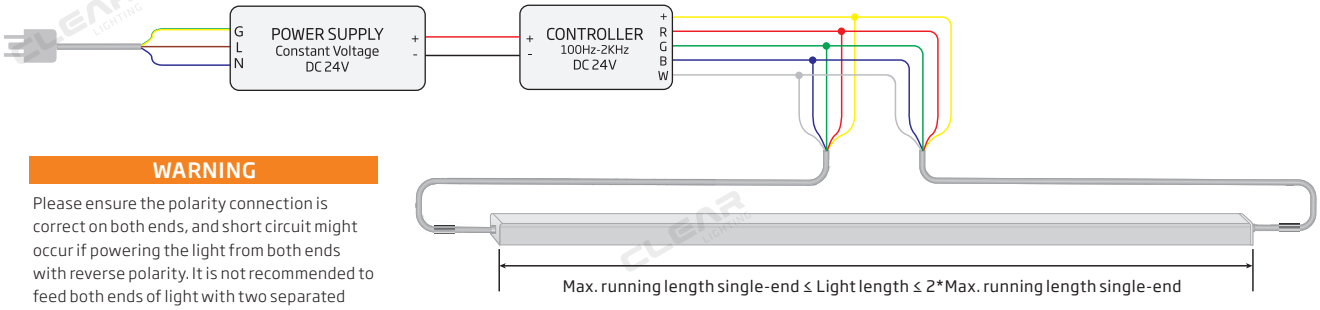

WARNING

Please ensure the polarity connection is correct on both ends, and short circuit might occur if powering the light from both ends with reverse polarity. It is not recommended to feed both ends of light with two separated power supplies, which would lead to overloading and overheating problem if either power supply is failed.

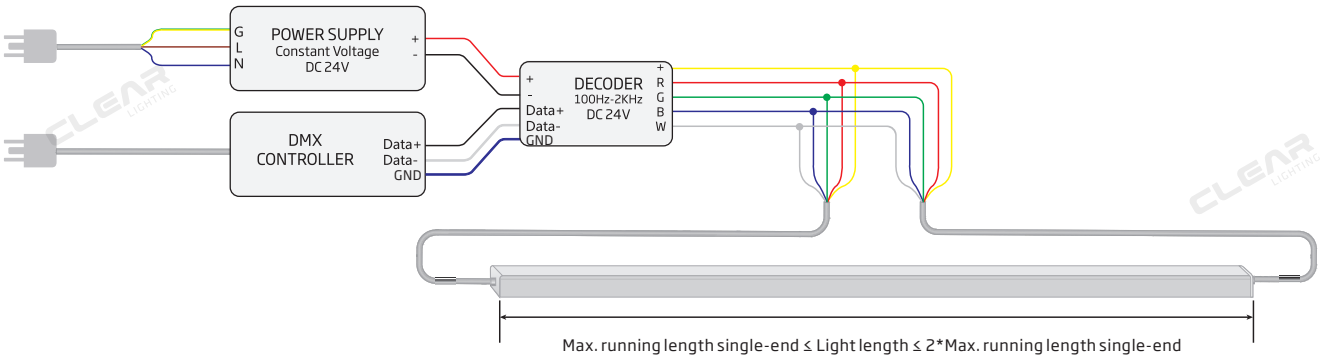

Light Length:

The length of the longest single light in parallel connection or sum of lights in series connection.

Cable Length:

The length of an electrical cable between power output end and light input end, and the cables for serial interconnection are inclusive.

How to Minimize Voltage Drop and Signal Transmission Attenuation

1. It is optimal to position the power supply in the middle of a single light or multiple lines in daisy chain to keep the equivalent cable length on both ends for double-end feed.
2. Please ensure the cable length is not more than the table "Max. Cable Length" according to the half of light length and its wire gauge.
3. Please ensure the light length is less than the table "Max. Running Length Double-end Feed".
4. Shielded Twisted Pair cable is required to be used to connect DMX master controller and decoder, and its length shall be less than 300m.

Max. Running Length Double-end Feed

Input: DC24V

Connector Type	Injection-moulded Connector	Dual Injection-moulded Connector
Wire Gauge	20AWG*1+22AWG*4	20AWG*1+22AWG*4
C-FR-F15E-15W-Static full loading	10m/32.8ft	10m/32.8ft
C-FR-F15E-Dynamic operating	16m/52.48ft	16m/52.48ft
C-SFR-F15E-15W-Static full loading	16m/52.48ft	/
C-SFR-F15E-Dynamic operating	24m/78.72ft	/

Note:
1. Above conclusion is based on voltage drop testing result of the light with 0.3m (0.98ft) cable only.
2. The maximum running length is based on the designated light in static full loading status exceptionally stated dynamic operating.
3. Above running length is only the light length excluding lengths of connectors.
4. The delivered length might be subject to the maximum packing length.

Flexglo™ F15S SPI Pixel Light (PVC)

3 year Warranty | Solvents Resistant | UV Resistant
Flame Resistant | Salt Water Resistant | IK08 Protection

Certification Mark	UL	CE
Test Standard/Directive	UL2108 Class 2	CE-EMC
Certificate Serial Number	20180801-E360029	SZEM1712012372LMV
Report Reference	E360029-20130322	SZEM171201237201

Red | Green | Blue | Amber
2200K | 2700K | 3000K
3500K | 4000K | 5700K
22~57K | RGB | RGBW

Ambient Working Temperature
≤10W/m -20 ~ 45℃ /-4~113℉
12W/m -20 ~ 45℃ /-4~113℉
15W/m -20 ~ 35℃ /-4~95℉

Ambient Installation Temperature
0 ~ 45℃ /32~113℉

Storage Temperature
-20 ~ 60℃ /-4~140℉

Max. Mounting Surface Temperature
60℃ /140℉

Constant Current
DC24V

C-FR-F15S-HB

C-FR-F15S8-HB-24CC-RGB-WM-56-12W-125

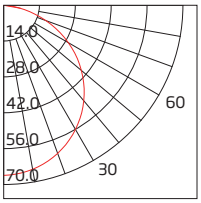

UNIT: cd
C90/270

AVERAGE BEAM ANGLE (50%): 162.6°

Min. Bending Diameter
120mm/4.72in

Min. Cutting Length
125mm/4.92in, 7LEDs
100mm/3.94in, 6+6LEDs

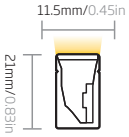

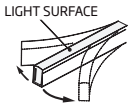

Horizontal Bending

Bending-extreme
710 times

Tensile-instantaneous
40.688 kg.f

Twist-extreme
1063 times

Warning: Extreme Destructive Tests in laboratory only, and it's forbidden to operate in practice.

Note:
1. The illuminated light length shall be an integral multiple of min. cutting length.
2. The waterproof reliability of the lighting fixture depends on the IP rating of connector, and please make sure connector is properly assembled before installation. The highest IP rating we can achieve is IP68.

Item Code

C	FR	F15S8	HB	24CC	RGB	WM	56	80	12W	125
Company	Material	Product Series	Bending Direction	Voltage & Circuit Type	Color/CCT	Base & Lighting Surface	LEDs Qty/m	CRI	Power/m	Min. Cutting Length (mm)
Clear	FR= (PVC) Flex Ribbon	F15S8=8 Pixels	HB= Horizontal Bending	DC24V & Constant Current	R=Red G=Green B=Blue A=Amber	WM= White & Milky	56	/	12W	125
					22K=2200K 27K=2700K 30K=3000K 35K=3500K 40K=4000K 57K=5700K			80		
					RGB			/	12W	
					RGBW(27K)= RGB& 2700K RGBW(40K)= RGB & 4000K				15W	
		F15S10=10 Pixels			22~57K= 2200~5700K		120	80	10W	100

Feature

Flexglo™ F15S SPI Pixel Light (PVC) is a product that each segment is individually addressable so that you can achieve myriad color changing or animation effects via compatible controller. It is a SPI protocol product with built-in IC chip of UC2903 or UCS2904, available in monochrome, dynamic light, RGB and RGBW.

Multiple connector options are available for different applications. Combined with the adoption of the DryWire™ technology,
*The IP67 Injection-moulded Connector is engineered for outdoor use.
*The IP68 Dual Injection-moulded Connector is specially designed for long-term submersible applications.
*The IP67 Field Assembly Connector, which is underpinned by the Insulfit™ technology that enables quick assembly in the field along with waterproof reliability (proper assembly required).

This product features a ultra long lifespan in outdoor application by leveraging other ClearTech™ such as the PinBoost™ technology enhancing physical reliability of light engine, the C-Mask™ technology retarding PVC discoloration and enabling consistent illumination.

Electrical Parameter

Category	C-FR-F15S8-HB	C-FR-F15S10-HB	C-FR-F15S8-HB	C-FR-F15S8-HB
Voltage (V)	24	24	24	24
Current (mA/m)	500.0	416.7	500.0	625.0
Power (W/m)	12	10	12	15
Circuit Type	CC	CC	CC	CC
LED Type	2835	3015	5050	5050
LEDs Qty/m	56	120	56	56
LEDs Qty/unit	7	12(6+6)	7	7
Unit/m (Pixel Qty/m)	8(UCS2903)	10(UCS2903)	8(UCS2903)	8(UCS2904)
Min. Cutting Length (mm)	125	100	125	125
Min. Cutting Length (in)	4.92	3.94	4.92	4.92

Optical Parameter

Item Code	Finished Product						LED	
	Color/CCT	Wavelength/ CCT Tolerance	Color Tolerance	CRI	Lumen/m	Lumen/ft	Color Tolerance	CRI
C-FR-F15S8-HB-24CC-R-WM-56-12W-125	Red	618-624nm			110lm	34lm	<3nm	
C-FR-F15S8-HB-24CC-G-WM-56-12W-125	Green	522-528nm			220lm	67lm	<3nm	
C-FR-F15S8-HB-24CC-B-WM-56-12W-125	Blue	468-474nm			35lm	11lm	<3nm	
C-FR-F15S8-HB-24CC-A-WM-56-12W-125	Amber	588-594nm			110lm	34lm	<3nm	
C-FR-F15S8-HB-24CC-22K-WM-56-80-12W-125	2200K	2238±102K	<6.5SDCM	80	300lm	91lm	<2.3SDCM	82~87
C-FR-F15S8-HB-24CC-27K-WM-56-80-12W-125	2700K	2725±145K	<6.5SDCM	80	350lm	107lm	<2.3SDCM	82~87
C-FR-F15S8-HB-24CC-30K-WM-56-80-12W-125	3000K	3045±175K	<6.5SDCM	80	350lm	107lm	<2.3SDCM	82~87
C-FR-F15S8-HB-24CC-35K-WM-56-80-12W-125	3500K	3465±245K	<6.5SDCM	80	350lm	107lm	<2.3SDCM	82~87
C-FR-F15S8-HB-24CC-40K-WM-56-80-12W-125	4000K	3985±275K	<6.5SDCM	80	350lm	107lm	<2.3SDCM	82~87
C-FR-F15S8-HB-24CC-57K-WM-56-80-12W-125	5700K	5669±355K	<6.5SDCM	80	350lm	107lm	<2.3SDCM	82~87
C-FR-F15S10-HB-24CC-22~57K-WM-120-80-10W-100	2200K	2238±102K	<6.5SDCM	80	110lm	34lm	<2.3SDCM	82~87
	5700K	5669±355K	<6.5SDCM	80	110lm	34lm	<2.3SDCM	82~87
C-FR-F15S8-HB-24CC-RGB-WM-56-12W-125	Red	618-624nm			40lm	12lm	<3nm	82~87
	Green	522-528nm			100lm	30lm	<3nm	82~87
	Blue	468-474nm			15lm	5lm	<3nm	82~87
	R+G+B	R+G+B			155lm	47lm	N/A	82~87

Flexglo™ F15S SPI Pixel Light (PVC)

Optical Parameter

Item Code	Finished Product						LED	
	Color/CCT	Wavelength/ CCT Tolerance	Color Tolerance	CRI	Lumen/m	Lumen/ft	Color Tolerance	CRI
C-FR-F15S8-HB-24CC-RGBW(27K)-WM-56-15W-125	Red	618-624nm			40lm	12lm	<3nm	
	Green	522-528nm			100lm	30lm	<3nm	
	Blue	468-474nm			15lm	5lm	<3nm	
	White	2725±145K	<6.5SDCM	80	100lm	30lm	<2.3SDCM	82~87
C-FR-F15S8-HB-24CC-RGBW(40K)-WM-56-15W-125	Red	618-624nm			40lm	12lm	<3nm	
	Green	522-528nm			100lm	30lm	<3nm	
	Blue	468-474nm			15lm	5lm	<3nm	
	White	3985±275K	<6.5SDCM	80	100lm	30lm	<2.3SDCM	82~87

Note:
1. CCT Tolerance refers to target CCT and tolerance (ANSI C78.377).
2. Color Tolerance refers to CLEAR standard for finished product and LED.

Max. Running Length Input: DC24V

Type	Sleeve Connector		Snap Connector		Injection-moulded Connector		Dual Injection-moulded Connector	
IP Rating	IP40		IP67		IP67		IP68	
Item Code	Single-end Feed	Double-end Feed	Single-end Feed	Double-end Feed	Single-end Feed	Double-end Feed	Single-end Feed	Double-end Feed
C-FR-F15S10-10W-Static full loading	10m/32.8ft	20m/65.6ft	10m/32.8ft	20m/65.6ft	10m/32.8ft	20m/65.6ft	10m/32.8ft	20m/65.6ft
C-FR-F15S10-Dynamic operating	15m/49.6ft	30m/98.4ft	15m/49.6ft	30m/98.4ft	15m/49.6ft	30m/98.4ft	15m/49.6ft	30m/98.4ft
C-FR-F15S8-12W-Static full loading	10m/32.8ft	20m/65.6ft	10m/32.8ft	20m/65.6ft	10m/32.8ft	20m/65.6ft	10m/32.8ft	20m/65.6ft
C-FR-F15S8-Dynamic operating	15m/49.6ft	30m/98.4ft	15m/49.6ft	30m/98.4ft	15m/49.6ft	30m/98.4ft	15m/49.6ft	30m/98.4ft
C-FR-F15S8-15W-Static full loading	5m/16.4ft	10m/32.8ft	5m/16.4ft	10m/32.8ft	5m/16.4ft	10m/32.8ft	5m/16.4ft	10m/32.8ft
C-FR-F15S8-Dynamic operating	10m/32.8ft	20m/65.6ft	10m/32.8ft	20m/65.6ft	10m/32.8ft	20m/65.6ft	10m/32.8ft	20m/65.6ft

Note:
1. Above conclusion is based on voltage drop testing result of the light with 0.3m (0.98ft) cable only.
2. The maximum running length is based on the light in static full loading status exceptionally stated dynamic operating.
3. Above running length is only the light length excluding lengths of connectors.
4. The delivery length might be subject to the maximum packing length.

F15S Connector (PVC)

Type/IP Rating	Bending Direction	Front Connector End	Front Connector Side from Left	Front Connector Side from Right	Front Connector Bottom
Sleeve Connector IP40	HB	 F15S-HB-SL/FC-01/02-E-0.3m/1m/3m/5m/10m 18AWG*3	N/A N/A	N/A N/A	N/A N/A
Snap Connector IP67	HB	 F15S-HB-SN/FC-01/02-E-0.3m/1m/3m/5m/10m 18AWG*3	 F15S-HB-SN/FC-01/02-SL-0.3m/1m/3m/5m/10m 18AWG*3	 F15S-HB-SN/FC-01/02-SR-0.3m/1m/3m/5m/10m 18AWG*3	 F15S-HB-SN/FC-01/02-B-0.3m/1m/3m/5m/10m 18AWG*3
Injection-moulded Connector IP67	HB	 F15S-HB-IM/FC-01/02-E-0.3m/1m/3m/5m/10m 18AWG*3	 F15S-HB-IM/FC-02-SL-0.3m/1m/3m/5m/10m 18AWG*3	 F15S-HB-IM/FC-01-SR-0.3m/1m/3m/5m/10m 18AWG*3	 F15S-HB-IM/FC-01/02-B-0.3m/1m/3m/5m/10m 18AWG*3
Dual Injection - moulded Connector IP68	HB	 F15S-HB-DIM/FC-01/02-E-0.3m/1m/3m/5m/10m 18AWG*3	 F15S-HB-DIM/FC-02-SL-0.3m/1m/3m/5m/10m 18AWG*3	 F15S-HB-DIM/FC-01-SR-0.3m/1m/3m/5m/10m 18AWG*3	 F15S-HB-DIM/FC-01/02-B-0.3m/1m/3m/5m/10m 18AWG*3

Note:
Please choose 2 wires excluding signal wire for 02 end if double-end feed to avoid signal interference.

F15 Mounting Profile

Picture	Name/Item Code	Installation Way
	Aluminum Profile F15-A/PL-35/500/1000/2000mm	
	Flange Aluminum Profile F15-FA/PL-35/500/1000/2000mm	
	Serrated Aluminum Profile F15-SA/PL-20/500/1000/2000mm	

Type/IP Rating	Seamless Middle Connector & Power Feed	Middle Connector & Power T-feed	Middle Connector	Jumper	End Cap
Sleeve Connector IP40	N/A N/A	 F15S-HB-SL/MC-PTF-01/02-0.3m/1m/3m 18AWG*3	 F15S-HB-SL/MC	 F15S-HB-SL/JU-01/02-0.3m/1m 18AWG*3	 F15-SL/EC
Snap Connector IP67	N/A N/A	 F15S-HB-SN/MC-PTF-01/02-0.3m/1m/3m 18AWG*3	N/A N/A	 F15S-HB-SN/JU-01/02-0.3m/1m 18AWG*3	 F15-SN/EC-01/02
Injection-moulded Connector IP67	N/A N/A	 F15S-HB-IM/MC-PTF-0.3m/1m/3m 18AWG*3	N/A N/A	 F15S-HB-IM/JU-0.3m/1m 18AWG*3	 F15-IM/EC
Dual Injection - moulded Connector IP68	N/A N/A	 F15S-HB-DIM/MC-PTF-0.3m/1m/3m 18AWG*3	N/A N/A	 F15S-HB-DIM/JU-0.3m/1m 18AWG*3	 F15-DIM/EC

Picture	Name/Item Code	Installation Way
	Flange Serrated Aluminum Profile F15-FSA/PL-20/500/1000/2000mm	
	Bendable Serrated Aluminum Profile F15-BSA/PL-500/1000mm	

Flexglo™ F15S SPI Wiring Diagram

1. Please use a constant voltage power supply with corresponding output voltage, and rated wattage of the power supply shall be 25% more than the actual power consumption of light to increase its life expectancy;

2. This wiring diagram is using the mains of AC230V with brown and blue wires as an example, and please connect with the corresponding live and neutral wires for other mains electricity;

3. Types of standard plugs are optional if power cord is purchased from CLEAR.

4. A compatible decoder or controller that outputs SPI signal is required for this product with UCS2903 or UCS2904 IC inside.

5. The number of pixels light used should not exceed the maximum number of pixels of controller/decoder.

6. To avoid signal attenuation, please ensure the overall cable length is within the maximum signal transmission distance according to the specification of controller/decoder.

Single-end Feed

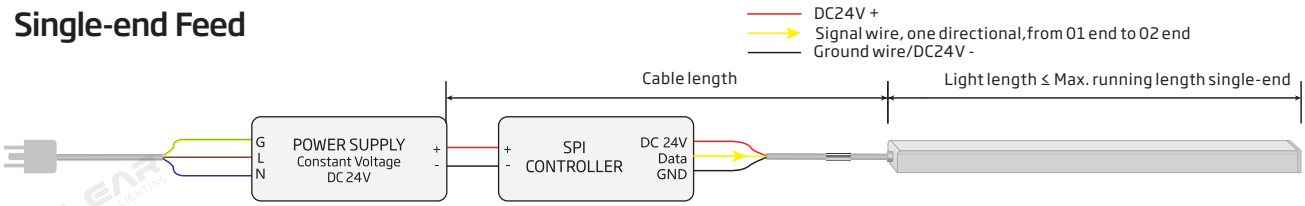

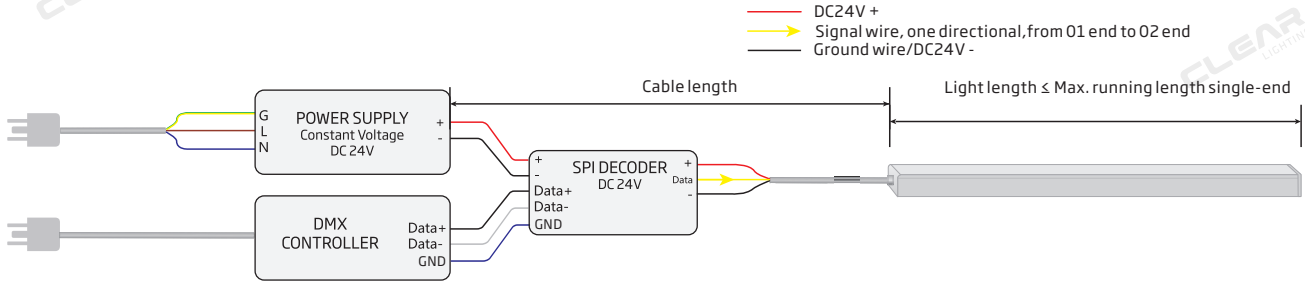

Light Length:

The length of the longest single light in parallel connection or sum of lights in series connection.

Cable Length:

The length of an electrical cable between power output end and light input end, and the cables for serial interconnection are inclusive.

How to Minimize Voltage Drop and Signal Transmission Attenuation

1. Please ensure the cable length is not more than the table "Max. Cable Length" according to light length and its wire gauge.
2. Please ensure the light length is less than the cable "Max. Running Length Single-end Feed".
3. 2 wires of Shielded Twisted Pair cable is required to be used to connect DMX controller and decoder in the distance of max.300m, and wire gauge 20AWG or above is more recommended.

Max. Running Length Single-end Feed

Input: DC24V

Connector Type	Sleeve Connector	Snap Connector	Injection-moulded Connector	Dual Injection-moulded Connector
Wire Gauge	18AWG*3	18AWG*3	18AWG*3	18AWG*3
C-FR-F15S10-10W-Static full loading	10m/32.8ft	10m/32.8ft	10m/32.8ft	10m/32.8ft
C-FR-F15S10-Dynamic operating	15m/49.6ft	15m/49.6ft	15m/49.6ft	15m/49.6ft
C-FR-F15S8-12W-Static full loading	10m/32.8ft	10m/32.8ft	10m/32.8ft	10m/32.8ft
C-FR-F15S8-Dynamic operating	15m/49.6ft	15m/49.6ft	15m/49.6ft	15m/49.6ft
C-FR-F15S8-15W-Static full loading	5m/16.4ft	5m/16.4ft	5m/16.4ft	5m/16.4ft
C-FR-F15S8-Dynamic operating	10m/32.8ft	10m/32.8ft	10m/32.8ft	10m/32.8ft

Note:
1. Above conclusion is based on voltage drop testing result of the light with 0.3m (0.98ft) cable only.
2. The maximum running length is based on the designated light in static full loading status exceptionally stated dynamic operating.
3. Above running length is only the light length excluding lengths of connectors.
4. The delivered length might be subject to the maximum packing length.

Double-end Feed

Please refer to the following wiring diagram with double-end feed to run length that is longer than max. running length for single-end feed but less than twice the value.

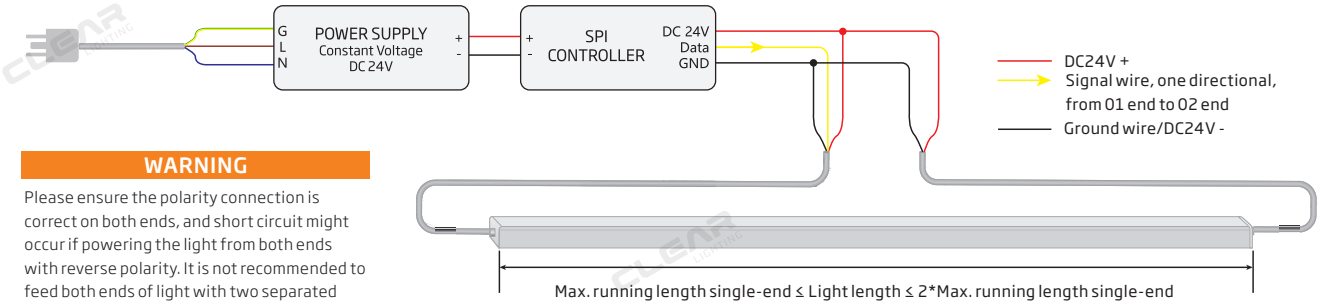

WARNING

Please ensure the polarity connection is correct on both ends, and short circuit might occur if powering the light from both ends with reverse polarity. It is not recommended to feed both ends of light with two separated power supplies, which would lead to overloading and overheating problem if either power supply is failed.

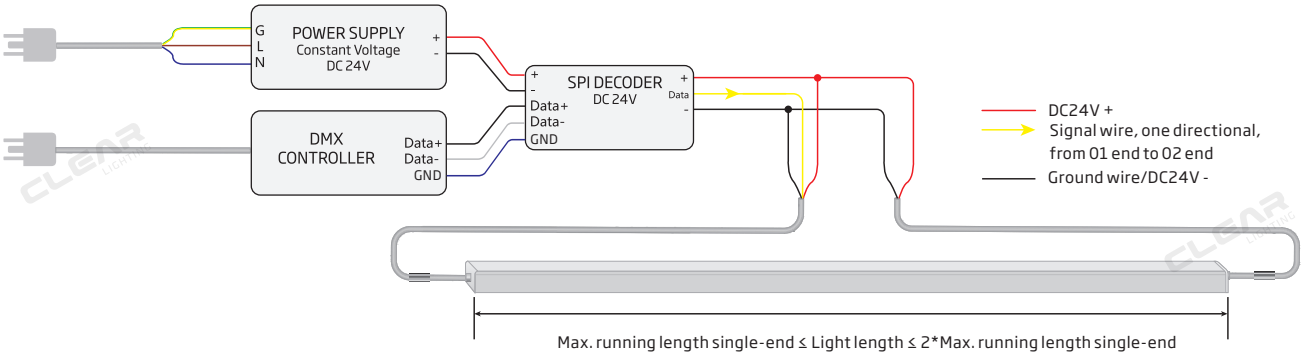

Light Length:

The length of the longest single light in parallel connection or sum of lights in series connection.

Cable Length:

The length of an electrical cable between power output end and light input end, and the cables for serial interconnection are inclusive.

How to Minimize Voltage Drop and Signal Transmission Attenuation

1. It is optimal to position the power supply in the middle of a single light or multiple lines in daisy chain to keep the equivalent cable length on both ends for double-end feed.
2. Please ensure the cable length is not more than the table "Max. Cable Length" according to the half of light length and its wire gauge.
3. Please ensure the light length is less than the table "Max. Running Length Double-end Feed".
4. 2 wires of Shielded Twisted Pair cable is required to be used to connect DMX controller and decoder in the distance of max.300m, and wire gauge 20AWG or above is more recommended.

Max. Running Length Double-end Feed

Input: DC24V

Connector Type	Sleeve Connector	Snap Connector	Injection-moulded Connector	Dual Injection-moulded Connector
Wire Gauge	18AWG*3	18AWG*3	18AWG*3	18AWG*3
C-FR-F15S10-10W-Static full loading	20m/65.6ft	20m/65.6ft	20m/65.6ft	20m/65.6ft
C-FR-F15S10-Dynamic operating	30m/98.4ft	30m/98.4ft	30m/98.4ft	30m/98.4ft
C-FR-F15S8-12W-Static full loading	20m/65.6ft	20m/65.6ft	20m/65.6ft	20m/65.6ft
C-FR-F15S8-Dynamic operating	30m/98.4ft	30m/98.4ft	30m/98.4ft	30m/98.4ft
C-FR-F15S8-15W-Static full loading	10m/32.8ft	10m/32.8ft	10m/32.8ft	10m/32.8ft
C-FR-F15S8-Dynamic operating	20m/65.6ft	20m/65.6ft	20m/65.6ft	20m/65.6ft

Note:
1. Above conclusion is based on voltage drop testing result of the light with 0.3m (0.98ft) cable only.
2. The maximum running length is based on the designated light in static full loading status exceptionally stated dynamic operating.
3. Above running length is only the light length excluding lengths of connectors.
4. The delivered length might be subject to the maximum packing length.

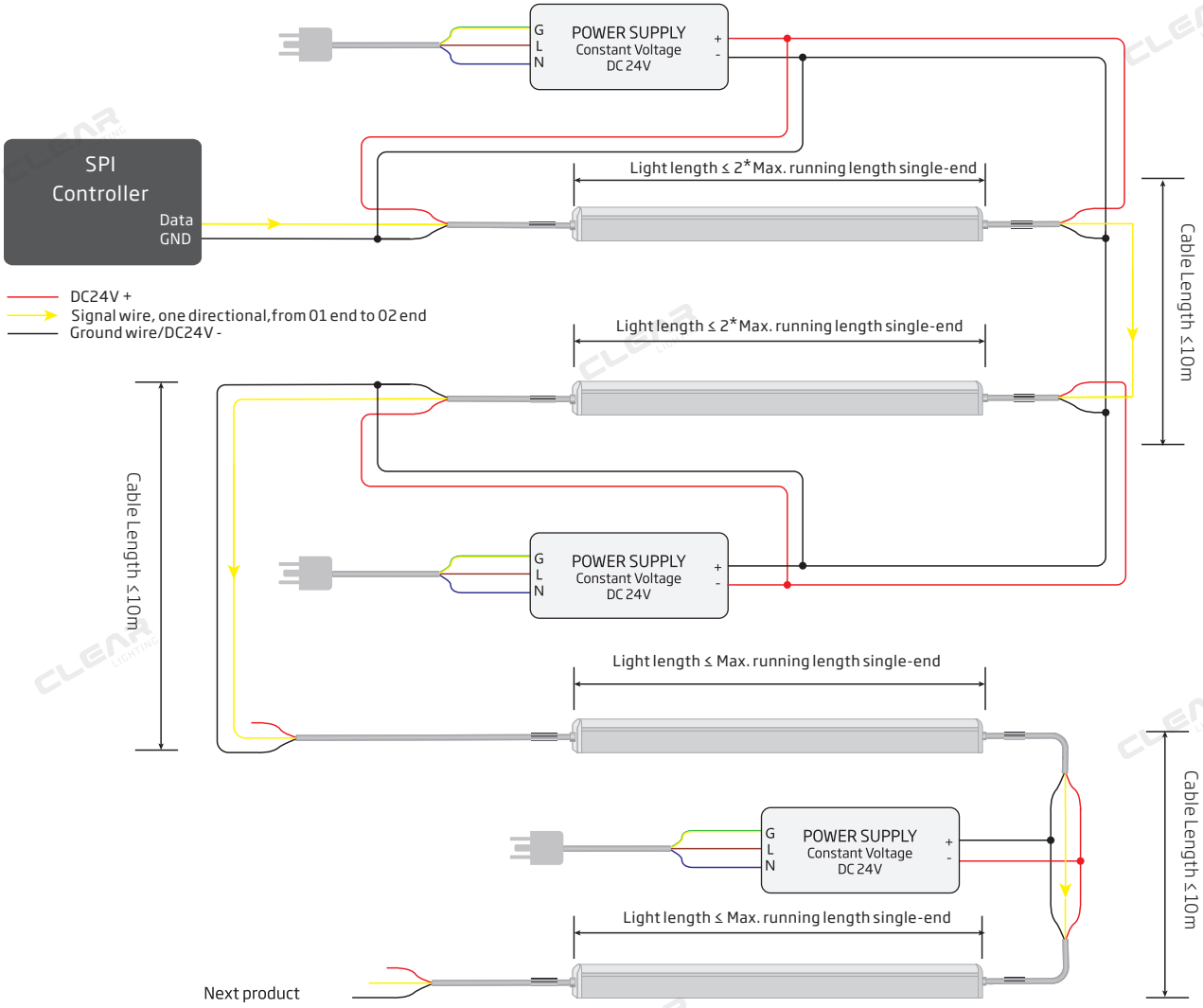
POWER SUPPLY
Constant Voltage
DC 24V
G
L
N
+
-
SPI
Controller
Data
GND
Light length ≤ 2*Max. running length single-end
Cable Length ≤10m
DC24V +
Signal wire, one directional, from 01 end to 02 end
Ground wire/DC24V -
Light length ≤ 2*Max. running length single-end
Cable Length ≤10m
POWER SUPPLY
Constant Voltage
DC 24V
Light length ≤ Max. running length single-end
Cable Length ≤10m
POWER SUPPLY
Constant Voltage
DC 24V
Light length ≤ Max. running length single-end
Next product

Flexglo™ F15S DMX Pixel Light (Silicone)

5 year Warranty | Solvents Resistant | UV Resistant | Flame Resistant | Salt Water Resistant | IK08 Protection

Certification Mark	UL	CE
Test Standard/Directive	UL2108 Class 2	CE-EMC
Certificate Serial Number	20180801-E360029	SZEM1712012372LMV
Report Reference	E360029-20130322	SZEM171201237201

Red | Green | Blue | Amber

2200K | 2700K | 3000K

3500K | 4000K | 5700K

22~57K | RGB | RGBW

Ambient Working Temperature

≤12W/m -40 ~ 55℃ /-40~131℉

15W/m -40 ~ 45℃ /-40~113℉

Ambient Installation Temperature
-40 ~ 50℃ /-40~122℉

Storage Temperature
-40 ~ 60℃ /-40~140℉

Max. Mounting Surface Temperature
85℃ /185℉

Constant Voltage
DC24V

C-SFR-F15S-HB

C-SFR-F15S6-HB-24CC-RGB-WM-60-12W-166.7

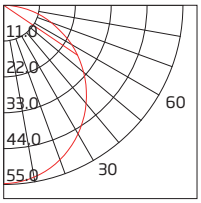

UNIT: cd
–C90/270

AVERAGE BEAM ANGLE (50%): 114.4°

Min. Bending Diameter
120mm/4.72in

Min. Cutting Length
166.7mm/6.56in
10LEDs, 10+10LEDs

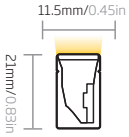

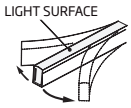

Horizontal Bending

Bending-extreme
1098 times

Tensile-instantaneous
>60 kg.f

Twist-extreme
456 times

Warning: Extreme Destructive Tests in laboratory only, and it's forbidden to operate in practice.

Note:
1. The illuminated light length shall be an integral multiple of min. cutting length.
2. The waterproof reliability of the lighting fixture depends on the IP rating of connector, and please make sure connector is properly assembled before installation. The highest IP rating we can achieve is IP67.

Item Code

C	SFR	F15S6	HB	24CC	30K	WM	60	80	15W	166.7
Company	Material	Product Series	Bending Direction	Voltage & Circuit Type	Color/CCT	Base & Lighting Surface	LEDs Qty/m	CRI	Power/m	Min. Cutting Length (mm)
Clear	SFR= Silicone Flex Ribbon	F15S6=6 Pixels	HB= Horizontal Bending	DC24V & Constant Current	R=Red G=Green B=Blue A=Amber	WM= White & Milky	60	/	15W	166.7
					22K=2200K 27K=2700K 30K=3000K 35K=3500K 40K=4000K 57K=5700K			80		
					RGBW(27K)= RGB& 2700K RGBW(40K)= RGB & 4000K					
					RGB			/	12W	
					22~57K= 2200~5700K		120	80		

Feature

Flexglo™ F15S DMX Pixel Light (Silicone) is a product that each segment is individually addressable so that you can achieve myriad color changing or animation effects via compatible controller. It is a DMX protocol product with built-in IC chip of UCS512CN, available in monochrome, dynamic light, RGB and RGBW. Thanks to the excellent weatherproof and UV-resistant performance of silicone material, it features a wide ambient working temperature range of -40-55 ℃ , especially suitable for harsh environment application.

Multiple connector options are available for different applications. Combined with the adoption of the DryWire™ technology,

*The IP67 Injection-moulded Connector is engineered for outdoor use, owing to its elegant appearance and strong adhesiveness acquired by the liquid silicone injection workmanship.

*The IP67 Field Assembly Connector, which is underpinned by the Insulfit™ technology that enables quick assembly in the field along with waterproof reliability (proper assembly required).

This product features a ultra long lifespan in outdoor application by leveraging other ClearTech™ such as the PinBoost™ technology enhancing physical reliability of light engine, the TwinFlex™ technology improving the conductivity and optimizing heat dissipation performance, the C-Mask™ technology making the light body self-cleaning and anti-UV and enabling consistent illumination.

Electrical Parameter

Category	C-SFR-F15S6-HB	C-SFR-F15S6-HB	C-SFR-F15S6-HB	C-SFR-F15S6-HB
Voltage (V)	24	24	24	24
Current (mA/m)	625.0	500.0	500.0	625.0
Power (W/m)	15	12	12	15
Circuit Type	CC	CC	CC	CC
LED Type	2835	3015	5050	5050
LEDs Qty/m	60	120	60	60
LEDs Qty/unit	10	20(10+10)	10	10
Unit/m (Pixel Qty/m)	6(UCS512CN)	6(UCS512CN)	6(UCS512CN)	6(UCS512CN)
Min. Cutting Length (mm)	166.7	166.7	166.7	166.7
Min. Cutting Length (in)	6.56	6.56	6.56	6.56

Optical Parameter

Item Code	Finished Product						LED	
	Color/CCT	Wavelength/ CCT Tolerance	Color Tolerance	CRI	Lumen/m	Lumen/ft	Color Tolerance	CRI
C-SFR-F15S6-HB-24CC-22K-WM-60-80-15W-166.7	2200K	2238±66K	<5SDCM	80	210lm	64lm	<2.3SDCM	82~87
C-SFR-F15S6-HB-24CC-27K-WM-60-80-15W-166.7	2700K	2725±85K	<5SDCM	80	250lm	76lm	<2.3SDCM	82~87
C-SFR-F15S6-HB-24CC-30K-WM-60-80-15W-166.7	3000K	3045±105K	<5SDCM	80	250lm	76lm	<2.3SDCM	82~87
C-SFR-F15S6-HB-24CC-35K-WM-60-80-15W-166.7	3500K	3465±245K	<5SDCM	80	250lm	76lm	<2.3SDCM	82~87
C-SFR-F15S6-HB-24CC-40K-WM-60-80-15W-166.7	4000K	3985±150K	<5SDCM	80	250lm	76lm	<2.3SDCM	82~87
C-SFR-F15S6-HB-24CC-57K-WM-60-80-15W-166.7	5700K	5669±305K	<5SDCM	80	250lm	76lm	<2.3SDCM	82~87
C-SFR-F15S6-HB-24CC-22~57K-WM-120-80-12W-166.7	2200K	2238±66K	<5SDCM	80	120lm	37lm	<2.3SDCM	82~87
	5700K	5669±305K	<5SDCM	80	150lm	46lm	<2.3SDCM	82~87
C-SFR-F15S6-HB-24CV-RGB-WM-60-12W-166.7	Red	618-624nm			30lm	9lm	<3nm	
	Green	522-528nm			75lm	23lm	<3nm	
	Blue	468-474nm			15lm	5lm	<3nm	
	R+G+B	R+G+B			120lm	37lm		
C-SFR-F15S6-HB-24CC-RGBW(27K)-WM-60-15W-166.7	Red	618-624nm			30lm	9lm	<3nm	
	Green	522-528nm			75lm	23lm	<3nm	
	Blue	468-474nm			15lm	5lm	<3nm	
	White	2725±85K	<5SDCM	80	80lm	24lm	<2.3SDCM	82~87

Flexglo™ F15S DMX Pixel Light (Silicone)

Optical Parameter

Item Code	Finished Product						LED	
	Color/CCT	Wavelength/ CCT Tolerance	Color Tolerance	CRI	Lumen/m	Lumen/ft	Color Tolerance	CRI
C-SFR-F15S6-HB-24CC-RGBW(40K)-WM-60-15W-166.7	Red	618-624nm			30lm	9lm	<3nm	
	Green	522-528nm			75lm	23lm	<3nm	
	Blue	468-474nm			15lm	5lm	<3nm	
	White	3985±150K	<5SDCM	80	80lm	24lm	<2.3SDCM	82~87

Note:
1. CCT Tolerance refers to target CCT and tolerance (ANSI C78.377).
2. Color Tolerance refers to CLEAR standard for finished product and LED.

Max. Running Length Input: DC24V

Type	Silicone Injection-moulded Connector	
IP Rating	IP67	
Item Code	Single-end Feed	Double-end Feed
C-SFR-F15S6-DMX-RGB/WW&W-12W-Static full loading	15m/49.6ft	30m/98.4ft
C-SFR-F15S6-DMX-RGB/WW&W-Dynamic operating	20m/65.6ft	40m/131.2ft
C-SFR-F15S6-DMX-W-15W-Static full loading	15m/49.6ft	30m/98.4ft
C-SFR-F15S6-DMX-W-Dynamic operating	20m/65.6ft	40m/131.2ft
C-SFR-F15S6-DMX-RGBW-15W-Static full loading	10m/32.8ft	20m/65.6ft
C-SFR-F15S6-DMX-RGBW-Dynamic operating	15m/49.6ft	30m/98.4ft

Note:
1. Above conclusion is based on voltage drop testing result of the light with 0.3m (0.98ft) cable only.
2. The maximum running length is based on the light in static full loading status exceptionally stated dynamic operating.
3. Above running length is only the light length excluding lengths of connectors.
4. The delivery length might be subject to the maximum packing length.

F15S Connector (Silicone)

Type/IP Rating	Bending Direction	Front Connector End	Front Connector Side from Left	Front Connector Side from Right	Front Connector Bottom
Silicone Injection-moulded Connector IP67	HB	 F15S-HB-SIM/FC-01/02-E-0.3m/1m/3m/5m/10m 20AWG*2+22AWG*3	 F15S-HB-SIM/FC-02-SL-0.3m/1m/3m/5m/10m 20AWG*2+22AWG*3	 F15S-HB-SIM/FC-01-SR-0.3m/1m/3m/5m/10m 20AWG*2+22AWG*3	 F15S-HB-SIM/FC-01/02-B-0.3m/1m/3m/5m/10m 20AWG*2+22AWG*3

F15 Mounting Profile

Picture	Name/Item Code	Installation Way
	Aluminum Profile F15-A/PL-35/500/1000/2000mm	
	Flange Aluminum Profile F15-FA/PL-35/500/1000/2000mm	
	Serrated Aluminum Profile F15-SA/PL-20/500/1000/2000mm	

Type/IP Rating	Seamless Middle Connector & Power Feed	Middle Connector & Power T-feed	Middle Connector	Jumper	End Cap
Silicone Injection-moulded Connector IP67	N/A N/A	 F15S-HB-SIM/MC-PTF-0.3m/1m/3m 20AWG*2+22AWG*3	N/A N/A	 F15S-HB-SIM/JU-0.3m/1m 20AWG*2+22AWG*3	 F15-SIM/EC

Picture	Name/Item Code	Installation Way
	Flange Serrated Aluminum Profile F15-FSA/PL-20/500/1000/2000mm	
	Bendable Serrated Aluminum Profile F15-BSA/PL-500/1000mm	

Flexglo™ F15S DMX Wiring Diagram

1. Please use a constant voltage power supply with corresponding output voltage, and rated wattage of the power supply shall be 25% more than the actual power consumption of light to increase its life expectancy;

2. This wiring diagram is using the mains of AC230V with brown and blue wires as an example, and please connect with the corresponding live and neutral wires for other mains electricity;

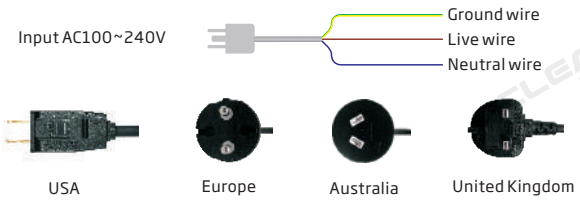

3. Types of standard plugs are optional if power cord is purchased from CLEAR.

4. Adopted UCS512CN IC inside, it is compatible with DMX512 controller at a baud rate of 250Kbps.
   4.1 Without signal amplifier and termination resistor, max. signal transmission distance of DMX controller is 300m including the light length;
   4.2 If any signal interference or attenuation occurs, in the case of no signal amplifier, 120Ω termination resistor① should be added
   to achieve smooth and long-distance signal transmission up to 600m from DMX controller output to the light end;
   4.3 When DMX controller is far away from light, combined with signal amplifier, the signal can transmit further. Please be aware the max. distance between DMX512 controller and signal amplifier is 300m, and the extended signal transmission distance depends on the specification of signal amplifier.

5. DMX512 controller can run max. 512 channels each port, and for each pixel, 4 channels are needed for RGBW, 3 channels for RGB, 2 channels for Dynamic light, and 1 channel for Monochrome. The rest parts beyond control should work with other ports of controller once the total occupied channels of light exceed 512.

6. DMX controller is used for signal transmission only, and the independent power supply is required to power up lights. Please refer to the following wiring diagrams for your project. To enable address coding, the green ADR wire between lights must be connected correctly.

Single-end Feed

Light Length:

The length of the longest single light in parallel connection or sum of lights in series connection.

Cable Length:

The length of an electrical cable between power output end and light input end, and the cables for serial interconnection are inclusive.

How to Minimize Voltage Drop and Signal Transmission Attenuation

1. Please ensure the cable length is not more than the table "Max. Cable Length" according to light length and its wire gauge.
2. Please ensure the light length is less than the cable "Max. Running Length Single-end Feed".
3. 2 wires of Shielded Twisted Pair cable is required to be used to connect DMX controller and signal amplifier in the distance of max.300m, and wire gauge 20AWG or above is more recommended.

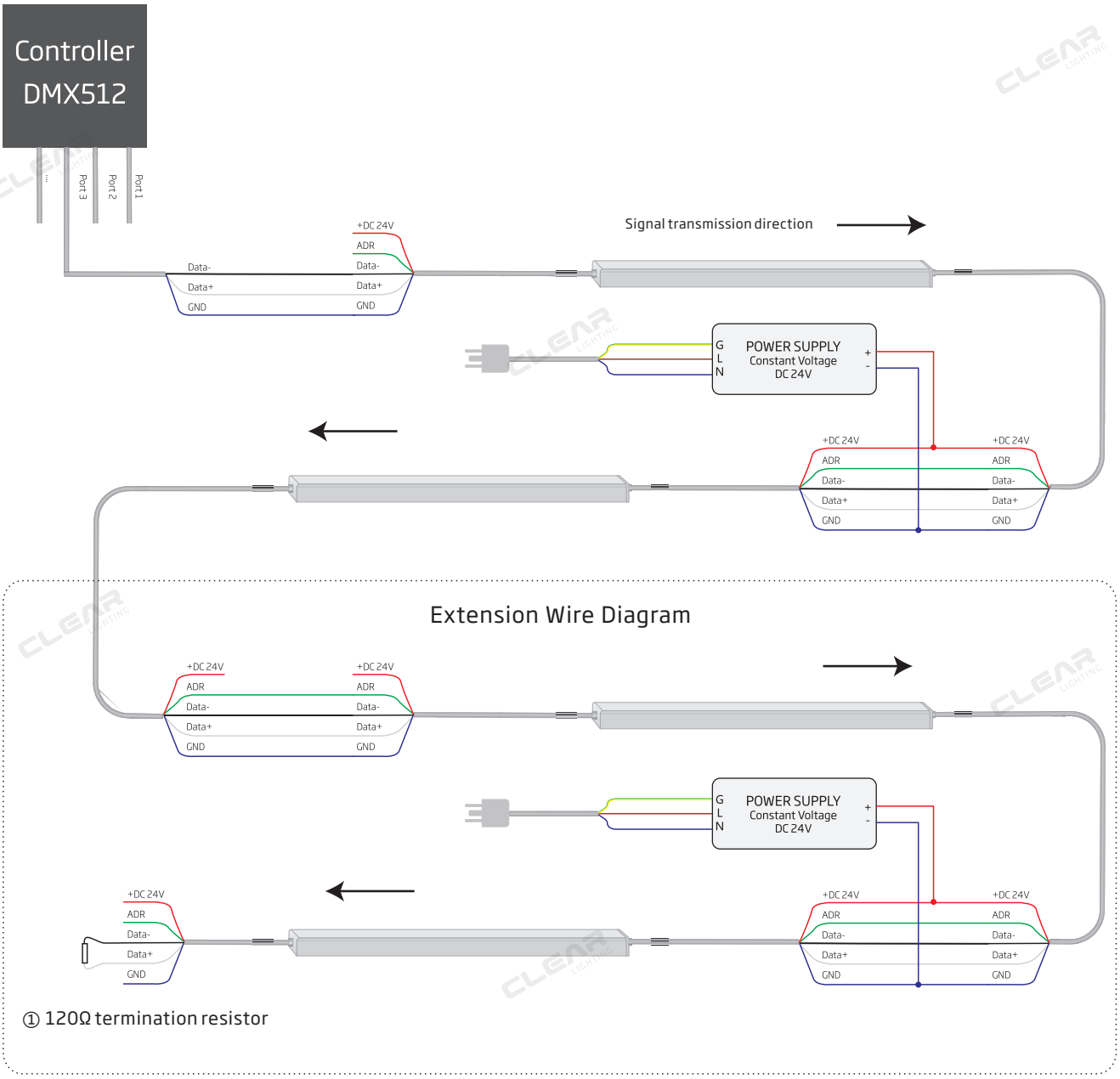

Max. Running Length Single-end Feed

Input: DC24V

Connector Type	Injection moulded Connector
Wire Gauge	20AWG*2+22AWG*3
C-SFR-F15S6-RGB/WW&W-12W-Static full loading	15m/49.6ft
C-SFR-F15S6-RGB/WW&W-12W-Dynamic operating	20m/65.6ft
C-SFR-F15S6-W-15W-Static full loading	15m/49.6ft
C-SFR-F15S6-W-15W-Dynamic operating	20m/65.6ft
C-SFR-F15S6-RGBW-15W-Static full loading	10m/32.8ft
C-SFR-F15S6-RGBW-15W-Dynamic operating	15m/49.6ft

Note:
1. Above conclusion is based on voltage drop testing result of the light with 0.3m (0.98ft) cable and max. pixel output of international standard DMX512 controller.
2. The maximum running length is based on the designated light in static full loading status exceptionally stated dynamic operating.
3. Above running length is only the light length excluding lengths of connectors.
4. The delivered length might be subject to the maximum packing length.

Double-end Feed

WARNING

Please ensure the polarity connection is correct on both ends, and short circuit might occur if powering the light from both ends with reverse polarity. It is not recommended to feed both ends of light with two separated power supplies, which would lead to overloading and overheating problem if either power supply is failed.

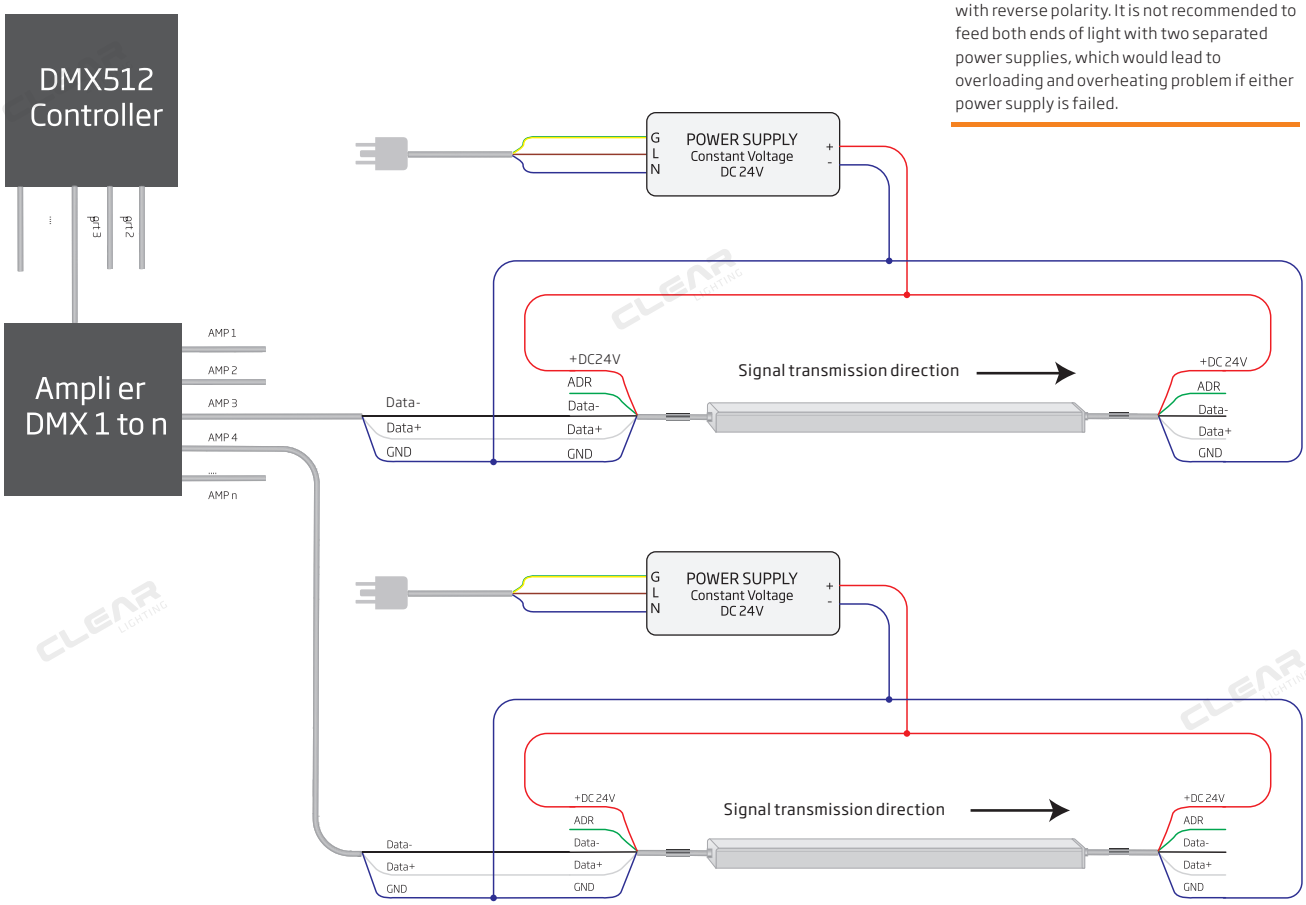

Please refer to the following wiring diagram with double-end feed to run length that is longer than max. running length for single-end feed but less than twice the value.

Light Length:

The length of the longest single light in parallel connection or sum of lights in series connection.

Cable Length:

The length of an electrical cable between power output end and light input end, and the cables for serial interconnection are inclusive.

How to Minimize Voltage Drop and Signal Transmission Attenuation

1. It is optimal to position the power supply in the middle of a single light or multiple lines in daisy chain to keep the equivalent cable length on both ends for double-end feed.
2. Please ensure the cable length is not more than the table "Max. Cable Length" according to the half of light length and its wire gauge.
3. Please ensure the light length is less than the table "Max. Running Length Double-end Feed".
4. 2 wires of Shielded Twisted Pair cable is required to be used to connect DMX controller and signal amplifier in the distance of max.300m, and wire gauge 20AWG or above is more recommended.

Max. Running Length Double-end Feed

Input: DC24V

Connector Type	Injection moulded Connector
Wire Gauge	20AWG*2+22AWG*3
C-SFR-F15S6-RGB/WW&W-12W-Static full loading	28m/91.8ft
C-SFR-F15S6-RGB/WW&W-12W-Dynamic operating	28m/91.8ft
C-SFR-F15S6-W-15W-Static full loading	30m/99.2ft
C-SFR-F15S6-W-15W-Dynamic operating	40m/131.2ft
C-SFR-F15S6-RGBW-15W-Static full loading	20m/65.6ft
C-SFR-F15S6-RGBW-15W-Dynamic operating	20m/65.6ft

Note:
1. Above conclusion is based on voltage drop testing result of the light with 0.3m (0.98ft) cable and max. pixel output of international standard DMX512 controller.
2. The maximum running length is based on the designated light in static full loading status exceptionally stated dynamic operating.
3. Above running length is only the light length excluding lengths of connectors.
4. The delivered length might be subject to the maximum packing length.

F15S Max. Cable Length (Silicone)

Input: DC24V

Item Code	Light Length (M)	Cable Length									
		0.32 mm²		0.52 mm²		0.81 mm²		1.32 mm²		2.07 mm²	
		22AWG		20AWG		18AWG		16AWG		14AWG	
		m	ft	m	ft	m	ft	m	ft	m	ft
C-SFR-F15S6-RGB-12W C-SFR-F15S6-W&WW-12W	1	20.0	65.6	33.0	108.2	51.0	167.3	83.0	272.2	131.0	429.7
	2	10.0	32.8	16.0	52.5	25.5	83.6	41.5	136.1	65.5	214.8
	3	6.5	21.3	11.0	36.1	17.0	55.8	27.5	90.2	43.5	142.7
	4	5.0	16.4	8.0	26.2	12.5	41.0	20.5	67.2	32.5	106.6
	5	4.0	13.1	6.5	21.3	10.0	32.8	16.5	54.1	26.0	85.3
	6	3.0	9.8	5.5	18.0	8.5	27.9	13.5	44.3	21.5	70.5
	7			4.5	14.8	7.0	23.0	11.5	37.7	18.5	60.7
	8			4.0	13.1	6.0	19.7	10.0	32.8	16.0	52.5
	9			3.5	11.5	5.5	18.0	9.0	29.5	14.5	47.6
	10			3.0	9.8	5.0	16.4	8.0	26.2	13.0	42.6
	11			3.0	9.8	4.5	14.8	7.5	24.6	12.0	39.4
	12					4.0	13.1	7.0	23.0	11.0	36.1
	13							6.0	19.7	10.0	32.8
	14							6.0	19.7	9.0	29.5
	15							5.5	18.0	8.5	27.9
C-SFR-F15S6-15W Monochrome	1	16.0	52.5	26.0	85.3	41.0	134.3	67.0	219.8	105.0	344.4
	2	8.0	26.2	13.0	42.6	21.0	68.9	34.0	111.5	53.0	173.8
	3	5.5	18.0	9.0	29.5	13.5	44.3	22.0	72.2	35.0	114.8
	4	4.0	13.3	6.5	21.3	10.0	32.8	16.5	54.1	26.0	85.3
	5	3.0	9.8	5.0	16.4	8.0	26.2	13.0	42.6	21.0	68.9
	6			4.0	13.1	6.5	21.3	11.0	36.1	17.0	55.8
	7			3.5	11.5	6.0	19.7	9.5	31.3	15.0	49.0
	8			3.0	9.8	5.0	16.4	8.5	28.0	13.5	44.3
	9			3.0	9.8	4.5	14.8	7.5	24.6	11.5	37.7
	10					4.0	13.1	6.5	21.3	10.5	34.3
	11					3.5	11.5	6.0	19.7	9.5	31.3
	12					3.5	11.5	5.5	18.0	8.5	27.9
	13					3.0	9.8	5.0	16.4	8.0	26.2
	14					3.0	9.8	4.5	14.8	7.5	24.6
	15							4.5	14.6	7.0	23.0
C-SFR-F15S6-RGBW-15W Monochrome	1	15.5	50.8	25.0	82.0	39.0	127.9	64.0	209.9	100.0	328.0
	2	7.5	24.6	12.5	41.0	19.5	64.0	32.0	105.0	50.0	164.0
	3	5.0	16.4	8.0	26.2	13.0	42.6	21.0	68.9	33.0	108.2
	4	3.5	11.5	6.0	19.7	10.0	32.8	16.0	52.5	25.0	82.0
	5	3.0	9.8	5.0	16.4	8.0	26.2	13.0	42.6	20.0	65.6
	6			4.0	13.1	6.5	21.3	10.5	34.4	16.5	54.1
	7			3.5	11.5	5.5	18.0	9.0	29.5	14.0	45.9
	8			3.0	9.8	5.0	16.4	8.0	26.2	12.5	41.0
	9					4.0	13.1	7.0	23.0	11.0	36.1
	10					4.0	13.1	6.0	19.7	10.0	32.8

Note:
1. Please check the wire gauge of your connector in the table "Max. Running Length".
E.g., Single-end feed, C-SFR-F15S-15W, 5m light length with 20AWG wire, max. cable length should refer to the corresponding value 5m for 5m light length;
Double-end feed, C-SFR-F15S-15W, 10m light length with 20AWG wire, max. cable length of each end should refer to the corresponding value 5m for half of light length 5m;
2. The above cable lengths are calculated based on 10% allowable voltage drop maximum.
3. To aviod signal degredation, please ensure the data cable length is within the maximum signal transmission distance according to the specification of controller/signal amplifier.

F15 Swivel Connector IP20



Recommended for

1. Indoor and dry environments.
2. Uncertain breakdown lengths or on-site length adjustment.

Feature

Under the simple and convenient design concept, we developed our swivel connector, which is superb for indoor concealed installation in narrow space thanks to its mini size and omni-directional cable. Navigated by user manual, tool-free and quick assembly can be realized, and Press & Seal design enables the functions of energization and dustproof rapidly.

In-house Test

Test Object	No.	Experiment Item	Standard
Metal Parts	1	Weather Resistance-Salt Spray	IEC 68-2-11

Connector Type

Dimension: mm

Swivel Front Connector



F15B-HB-SW/FC-01/02-E

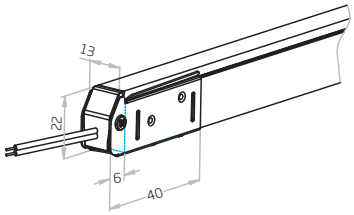

Swivel End Cap

F15-SW/EC

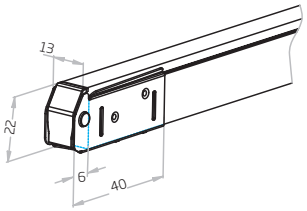

Note:
1.Unless otherwise stated, the tolerance of the connector is ±0.5mm;
2.To avoid damage from the excessive force on cable joint, please keep at least 60mm of cable ahead in the natural state.

F15B	-	SW/FC	-	01	-	E	-	300mm
F15B-HB		SW=Swivel FC=Front Connector EC=End Cap		01=01 End 02=02 End		E=End Feed		300mm Cable 1000mm Cable

Item Code(B)
F15B-HB-SW/FC-01-E-300mm
F15B-HB-SW/FC-02-E-300mm
F15-SW/EC

F15 Sleeve Connector IP40



F15B 18AWG*2

F15D/S(SPI) 18AWG*3

F15A 18AWG*4

Recommended for

1. Indoor and dry environments.
2. Uncertain breakdown lengths or on-site length adjustment.

Feature

It is IP40 rated, available for Monochrome, RGB, pixel addressable and dynamic light products, superb for indoor installation. Navigated by user manual, tool-free and quick assembly can be realized, and Sleeve design enables the functions of energization and dustproof rapidly.

In-house Test

Test Object	No.	Experiment Item	Standard
Metal Parts	1	Weather Resistance-Salt Spray	IEC 68-2-11

Connector Type



1 Male & Female Connector (Optional)

Male Connector

Female Connector

2 Sleeve Front Connector

End

3 Sleeve Middle Connector

Middle

Sleeve Jumper

Maximum 8 jumpers in 20m light
Maximum 4 jumpers in 10m light

Sleeve T-feed

Maximum 8 T-feeds in 20m light
Maximum 4 T-feeds in 10m light

4 Sleeve End Cap

End cap

Note:
Please ensure the cable length is not more than the "maximum cable length" according to light length and its wire gauge to minimize voltage drop.

Dimension: mm

Sleeve Front Connector-End



F15B/F15D/F15A/F15S-HB-SL/FC-01/02-E

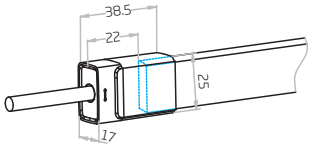

Sleeve End Cap



F15-SL/EC

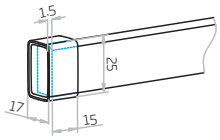

Sleeve Middle Connector

F15B/F15D/F15A/F15S-HB-SL/MC

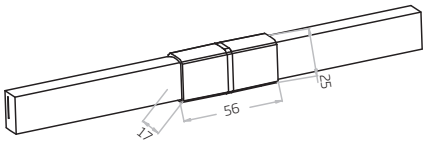

Sleeve Middle Connector & Power T-feed

F15B/F15D/F15A/F15S-HB-SL/MC-PTF-01/02
L1 and L2 available in 300mm.
L3 available in 300mm/1000mm/3000mm.

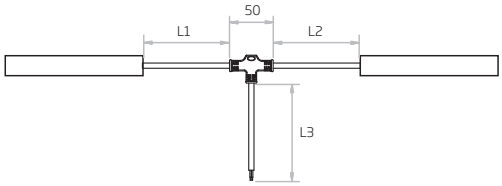

Note:
1.Unless otherwise stated, the tolerance of the connector is ±0.5mm;
2.To avoid damage from the excessive force on cable joint, please keep at least 60mm of cable ahead in the natural state.

F15B 18AWG*2 **F15D/S**(SPI) 18AWG*3 **F15A** 18AWG*4

Male & Female Connector

For plug and play cable junction, IP67

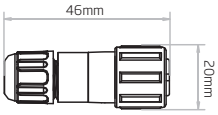

Note:
Unless otherwise stated,the tolerance is ±2mm.

F15B	-	SL/FC	-	01	-	E	-	300mm
F15B-HB F15D-HB F15A-HB F15S-HB		SL=Sleeve FC=Front Connector MC-PTF=Middle Connector & Power T-feed MC=Middle Connector JU=Jumper EC=End Cap		01=01 End 02=02 End 01/02=01/02 End		E=End Feed		300mm Cable 1000mm Cable 3000mm Cable 5000mm Cable 10000mm Cable 15000mm Cable 20000mm Cable

C-FR-F15B/D/A/S-HB

Item Code(B)	Item Code(D)	Item Code(A)	Item Code(S)
F15B-HB-SL/FC-01-E-300mm	F15D-HB-SL/FC-01-E-300mm	F15A-HB-SL/FC-01-E-300mm	F15S-HB-SL/FC-01-E-300mm
F15B-HB-SL/FC-02-E-300mm	F15D-HB-SL/FC-02-E-300mm	F15A-HB-SL/FC-02-E-300mm	F15S-HB-SL/FC-02-E-300mm
F15B-HB-SL/MC-PTF-01/02-300mm	F15D-HB-SL/MC-PTF-01/02-300mm	F15A-HB-SL/MC-PTF-01/02-300mm	F15S-HB-SL/MC-PTF-01/02-300mm
F15B-HB-SL/MC	F15D-HB-SL/MC	F15A-HB-SL/MC	F15S-HB-SL/MC
F15B-HB-SL/JU-01/02-300mm	F15D-HB-SL/JU-01/02-300mm	F15A-HB-SL/JU-01/02-300mm	F15S-HB-SL/JU-01/02-300mm
F15-SL/EC	F15-SL/EC	F15-SL/EC	F15-SL/EC

F15 Snap Connector IP67



Recommended for

1. Wet environments.
2. Uncertain breakdown lengths or on-site length adjustment.

F15B 18AWG*2

F15D/S(SPI) 18AWG*3

F15A 18AWG*4

Feature

To seal the end of light and ensure the waterproof in case of any cutting or extension on site, Insulfit™ technology prevents the water or vapor ingress from the end of the light. DryWire™ technology applied on the cable eliminates the capillary phenomenon through wires, which secured the long-term reliability in any wading environments.

Note: the third party IPX8 rated at the depth of 2m underwater. CLEAR self-declared IP67 considering the unexpected factors in the process of installation or the potential improper assembly on site.

In-house Test

Test Object	No.	Experiment Item	Standard
Metal Parts	1	Weather Resistance-Salt Spray	IEC 68-2-11
Waterproof Connector	1	Waterproof-IPX5 / IPX7 / IPX8	CLEAR-defined ①
	2	Swing-extreme	CLEAR-defined ①

①Before waterproof test, high-low temperature cycling shock test has been implemented to simulate the outdoor harsh weather, and it's a more stringent standard we're compliant with than third party's.

Connector Type



1 Male & Female Connector (Optional)

Male Connector

Female Connector

2 Snap Front Connector

End

Side-L

Side-R

Bottom

3 Snap Middle Connector

Snap Jumper

Maximum 8 jumpers in 20m light
Maximum 4 jumpers in 10m light

Snap T-feed

Maximum 8 T-feeds in 20m light
Maximum 4 T-feeds in 10m light

4 Snap End Cap

End cap

Note:
Please ensure the cable length is not more than the "maximum cable length" according to light length and its wire gauge to minimize voltage drop.

Dimension: mm

Snap Front Connector-End

F15B/F15D/F15A/F15S-HB-SN/FC-01/02-E

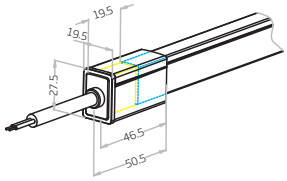

Snap Front Connector-Side



F15B/F15D/F15A/F15S-HB-SN/FC-01/02-SL



F15B/F15D/F15A/F15S-HB-SN/FC-01/02-SR

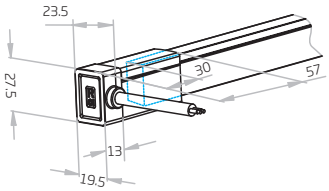

Snap Front Connector-Bottom

F15B/F15D/F15A/F15S-HB-SN/FC-01/02-B

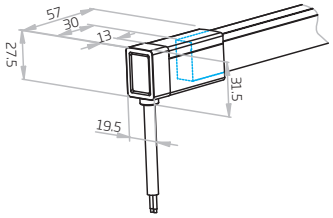

Snap End Cap



F15-HB-SN/EC-01/02

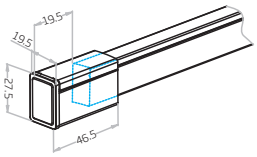

Snap Middle Connector & Power T-feed

F15B/F15D/F15A/F15S-HB-SN/MC-PTF-01/02

L1 and L2 available in 300mm.

L3 available in 300mm/1000mm/3000mm.

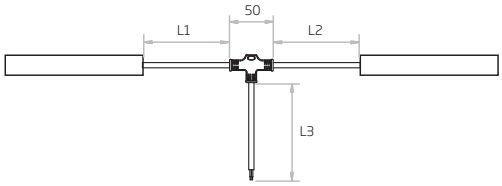

Note:

1.Unless otherwise stated, the tolerance of the connector is ±0.5mm;

2.To avoid damage from the excessive force on cable joint, please keep at least 60mm of cable ahead in the natural state.

Anti-wicking Ferrule

The anti-wicking ferrule is located at 115mm (±10mm tolerance) from the connector on the cable.

For protection against water ingress from inside of cable wire and hence damage the light.

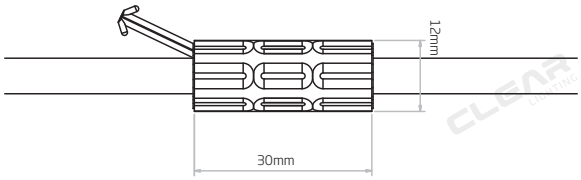

F15B 18AWG*2

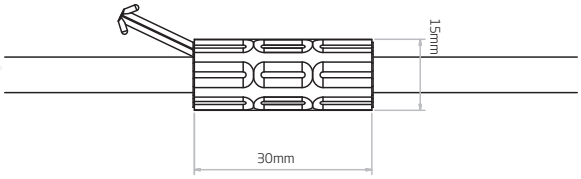

F15D/S(SPI) 18AWG*3

F15A 18AWG*4

Note:
1.Unless otherwise stated,the tolerance is ±0.5mm.
2.The removal of anti-wicking ferrule will void the warranty if any water ingression caused by it.

Male & Female Connector

For plug and play cable junction, IP67

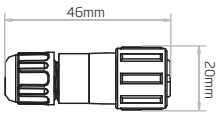

Note:
Unless otherwise stated,the tolerance is ±2mm.

F15B	-	SN/FC	-	01	-	B	-	300mm
F15B-HB F15D-HB F15A-HB F15S-HB		SN=Snap FC=Front Connector MC-PTF=Middle Connector & Power T-feed JU=Jumper EC=End Cap		01=01 End 02=02 End 01/02=01/02 End		E=End Feed B=Bottom Feed S=Side Feed SL=Side Feed from Left SR=Side Feed from Right		300mm Cable 1000mm Cable 3000mm Cable 5000mm Cable 10000mm Cable 15000mm Cable 20000mm Cable

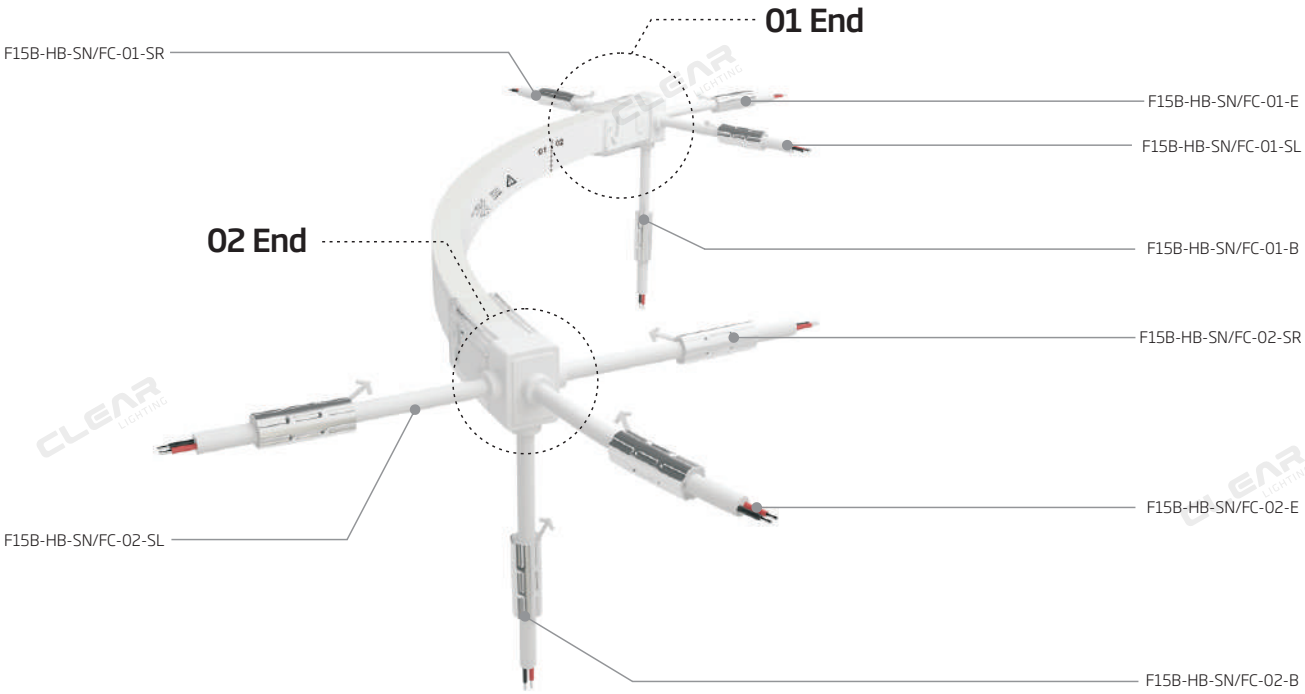

C-FR-F15B/D/A/S-HB

Item Code(B)	Item Code(D)	Item Code(A)	Item Code(S)
F15B-HB-SN/FC-01-E-300mm	F15D-HB-SN/FC-01-E-300mm	F15A-HB-SN/FC-01-E-300mm	F15S-HB-SN/FC-01-E-300mm
F15B-HB-SN/FC-02-E-300mm	F15D-HB-SN/FC-02-E-300mm	F15A-HB-SN/FC-02-E-300mm	F15S-HB-SN/FC-02-E-300mm
F15B-HB-SN/FC-01-B-300mm	F15D-HB-SN/FC-01-B-300mm	F15A-HB-SN/FC-01-B-300mm	F15S-HB-SN/FC-01-B-300mm
F15B-HB-SN/FC-02-B-300mm	F15D-HB-SN/FC-02-B-300mm	F15A-HB-SN/FC-02-B-300mm	F15S-HB-SN/FC-02-B-300mm
F15B-HB-SN/FC-01-SL-300mm	F15D-HB-SN/FC-01-SL-300mm	F15A-HB-SN/FC-01-SL-300mm	F15S-HB-SN/FC-01-SL-300mm
F15B-HB-SN/FC-01-SR-300mm	F15D-HB-SN/FC-01-SR-300mm	F15A-HB-SN/FC-01-SR-300mm	F15S-HB-SN/FC-01-SR-300mm
F15B-HB-SN/FC-02-SL-300mm	F15D-HB-SN/FC-02-SL-300mm	F15A-HB-SN/FC-02-SL-300mm	F15S-HB-SN/FC-02-SL-300mm
F15B-HB-SN/FC-02-SR-300mm	F15D-HB-SN/FC-02-SR-300mm	F15A-HB-SN/FC-02-SR-300mm	F15S-HB-SN/FC-02-SR-300mm
F15B-HB-SN/MC-PTF-01/02-300mm	F15D-HB-SN/MC-PTF-01/02-300mm	F15A-HB-SN/MC-PTF-01/02-300mm	F15S-HB-SN/MC-PTF-01/02-300mm
F15B-HB-SN/JU-01/02-300mm	F15D-HB-SN/JU-01/02-300mm	F15A-HB-SN/JU-01/02-300mm	F15S-HB-SN/JU-01/02-300mm
F15-SN/EC-01	F15-SN/EC-01	F15-SN/EC-01	F15-SN/EC-01
F15-SN/EC-02	F15-SN/EC-02	F15-SN/EC-02	F15-SN/EC-02

F15 Injection-moulded Connector IP67



Recommended for,
1. Wet environments.
2. Customized lengths.

Feature

Adopting precision milling and special glue PVC injection moulding workmanship, the transparent terminal of the connector allows the seamless effects spliced end by end.

The copper ring protects the cable joint from the damage of manipulated force in the process of installation.
DryWire™ technology applied on the cable eliminates the capillary phenomenon through wires, which secured the long-term reliability in outdoor or any wet environments.
Light lengths can be customized on the basis of projects and pre-installation before the delivery eases the assembly trouble on site.

Note: This connector has been rated as IPX8 at the depth of 2m underwater by the third party. CLEAR degraded it to IP67 considering the unexpected factors in the process of installation or the potential improper assembly on site.

In-house Test

Test Object	No.	Experiment Item	Standard
Metal Parts	1	Weather Resistance-Salt Spray	IEC 68-2-11
Waterproof Connector	1	Waterproof-IPX5 / IPX7 / IPX8	CLEAR-defined ①
	2	Swing-extreme	CLEAR-defined ①

①Before waterproof test, high-low temperature cycling shock test has been implemented to simulate the outdoor harsh weather, and it's a more stringent standard we're compliant with than third party's.



Connector Type



1 Male & Female Connector (Optional)

Male Connector

Female Connector

2 Injection-moulded Front Connector

End

Side-L

Side-R

Bottom

3 Injection-moulded Middle Connector

Middle-Side

Injection-moulded Jumper

Maximum 8 jumpers in 20m light
Maximum 4 jumpers in 10m light

Injection-moulded T-feed

Maximum 8 T-feeds in 20m light
Maximum 4 T-feeds in 10m light

4 Injection-moulded End Cap

End cap

Note:
Please ensure the cable length is not more than the "maximum cable length" according to light length and its wire gauge to minimize voltage drop.

Dimension: mm

Injection-moulded Front Connector-End

F15B/F15D/F15A/F15E/F15S-HB-IM/FC-01/02-E

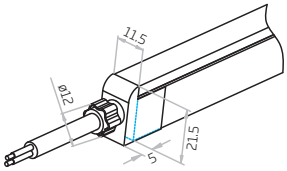

Injection-moulded Front Connector-Side



F15B/F15D/F15A/F15E/F15S-HB-IM/FC-02-SL



F15B/F15D/F15A/F15E/F15S-HB-IM/FC-01-SR

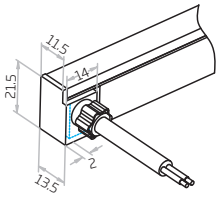

Injection-moulded Front Connector-Bottom

F15B/F15D/F15A/F15E/F15S-HB-IM/FC-01/02-B

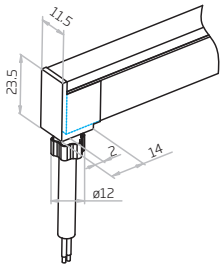

Injection-moulded Seamless Middle Connector & Power Feed from Side

F15B/F15D/F15A-HB-IM/SEMC-PF-S

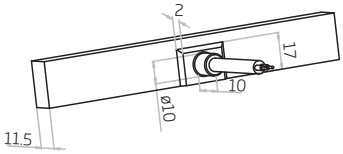

Injection-moulded End Cap

F15-IM/EC

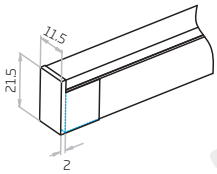

Injection-moulded Middle Connector & Power T-feed

F15B/F15D/F15A/F15E/F15S-HB-IM/MC-PTF

L1 and L2 available in 300mm.
L3 available in 300mm/1000mm/3000mm.

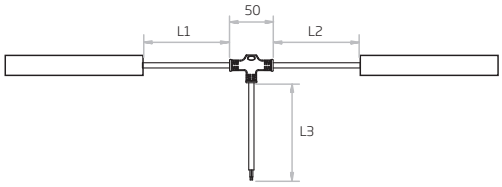

Note:
1.Unless otherwise stated, the tolerance of the connector is ±0.5mm;
2.To avoid damage from the excessive force on cable joint, please keep at least 60mm of cable ahead in the natural state.

Anti-wicking Ferrule

The anti-wicking ferrule is located at 115mm (±10mm tolerance) from the connector on the cable.

For protection against water ingress from inside of cable wire and hence damage the light.

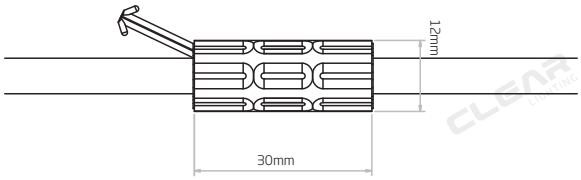

F15B 18AWG*2

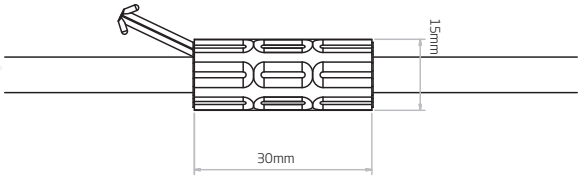

F15D/S(SPI) 18AWG*3

F15A 22AWG*3 20AWG*1

F15E 22AWG*4 20AWG*1

Note:
1.Unless otherwise stated,the tolerance is ±0.5mm.
2.The removal of anti-wicking ferrule will void the warranty if any water ingression caused by it.

Male & Female Connector

For plug and play cable junction, IP67

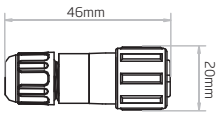

Note:
Unless otherwise stated,the tolerance is ±2mm.

F15B	-	IM/FC	-	01	-	B	-	300mm
F15B-HB F15D-HB F15A-HB F15E-HB F15S-HB		IM=Injection-moulded FC=Front Connector SEMC-PF-S=Seamless Middle Connector & Power Feed from Side MC-PTF=Middle Connector & Power T-feed JU=Jumper EC=End Cap		01=01 End 02=02 End		E=End Feed B=Bottom Feed S=Side Feed SL=Side Feed from Left SR=Side Feed from Right		300MM Cable 1000MM Cable 3000MM Cable 5000MM Cable 10000MM Cable 15000MM Cable 20000MM Cable

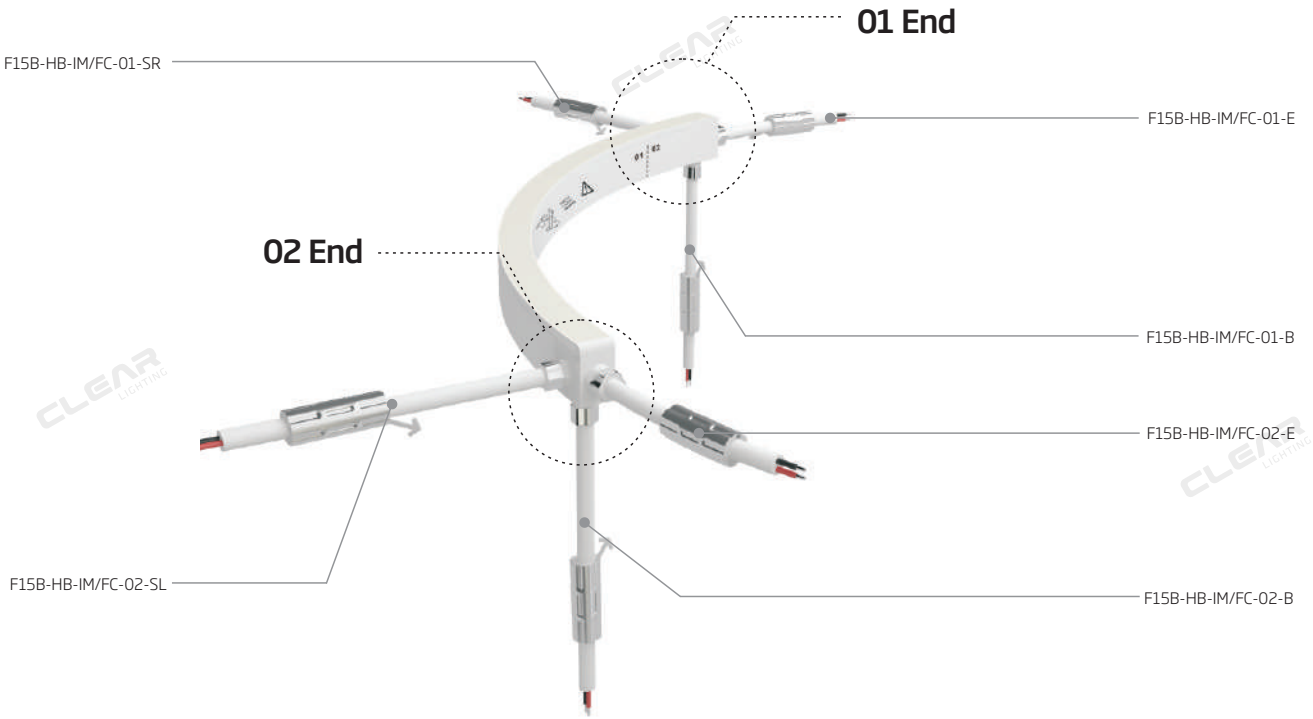

C-FR-F15B/D/A/E/S-HB

Item Code(B)	Item Code(D)	Item Code(A)	Item Code(E)	Item Code(S)
F15B-HB-IM/FC-01-E-300mm	F15D-HB-IM/FC-01-E-300mm	F15A-HB-IM/FC-01-E-300mm	F15E-HB-IM/FC-01-E-300mm	F15S-HB-IM/FC-01-E-300mm
F15B-HB-IM/FC-02-E-300mm	F15D-HB-IM/FC-02-E-300mm	F15A-HB-IM/FC-02-E-300mm	F15E-HB-IM/FC-02-E-300mm	F15S-HB-IM/FC-02-E-300mm
F15B-HB-IM/FC-01-B-300mm	F15D-HB-IM/FC-01-B-300mm	F15A-HB-IM/FC-01-B-300mm	F15E-HB-IM/FC-01-B-300mm	F15S-HB-IM/FC-01-B-300mm
F15B-HB-IM/FC-02-B-300mm	F15D-HB-IM/FC-02-B-300mm	F15A-HB-IM/FC-02-B-300mm	F15E-HB-IM/FC-02-B-300mm	F15S-HB-IM/FC-02-B-300mm
F15B-HB-IM/FC-01-SR-300mm	F15D-HB-IM/FC-01-SR-300mm	F15A-HB-IM/FC-01-SR-300mm	F15E-HB-IM/FC-01-SR-300mm	F15S-HB-IM/FC-01-SR-300mm
F15B-HB-IM/FC-02-SL-300mm	F15D-HB-IM/FC-02-SL-300mm	F15A-HB-IM/FC-02-SL-300mm	F15E-HB-IM/FC-02-SL-300mm	F15S-HB-IM/FC-02-SL-300mm
F15B-HB-IM/SEMC-PF-S-300mm	F15D-HB-IM/SEMC-PF-S-300mm	F15A-HB-IM/SEMC-PF-S-300mm	F15E-HB-IM/MC-PTF-300mm	F15S-HB-IM/MC-PTF-300mm
F15B-HB-IM/MC-PTF-300mm	F15D-HB-IM/MC-PTF-300mm	F15A-HB-IM/MC-PTF-300mm	F15E-HB-IM/JU-300mm	F15S-HB-IM/JU-300mm
F15B-HB-IM/JU-300mm	F15D-HB-IM/JU-300mm	F15A-HB-IM/JU-300mm	F15-IM/EC	F15-IM/EC
F15-IM/EC	F15-IM/EC	F15-IM/EC		

F15 Silicone Injection-moulded Connector IP67



Recommended for

1. Wet environments.
2. High-low temperature or intense humidity and UV.
3. Customized lengths.
4. Harsh working conditions or unexpected manipulated force during construction.



Feature

Precision milling and special glue Silicone liquid injection-moulded workmanship enable an almost consistent size between connectors and light body, and the transparent terminal of the connector allows the seamless effects spliced end by end.

The copper ring protects the cable joint from the damage of manipulated force in the process of installation.

DryWire™ technology applied on the cable eliminates the capillary phenomenon through wires, which secured the long-term reliability in outdoor or any wet environments.

Light lengths can be customized on the basis of projects and pre-installation before the delivery eases the assembly trouble on site.

Note: This connector has been rated as IPX8 at the depth of 2m underwater by the third party. CLEAR degraded it to IP67 considering the unexpected factors in the process of installation or the potential improper assembly on site.

In-house Test

Test Object	No.	Experiment Item	Standard
Metal Parts	1	Weather Resistance-Salt Spray	IEC 68-2-11
Waterproof Connector	1	Waterproof-IPX5 / IPX7 / IPX8	CLEAR-defined ①
	2	Swing-extreme	CLEAR-defined ①

①Before waterproof test, high-low temperature cycling shock test has been implemented to simulate the outdoor harsh weather, and it's a more stringent standard we're compliant with than third party's.

Connector Type



1 Male & Female Connector (Optional)

Male Connector

Female Connector

2 Silicone Injection-moulded Front Connector

End

Side-L

Side-R

Bottom

3 Silicone Injection-moulded Middle Connector

Silicone Injection-moulded Jumper

Maximum 8 jumpers in 20m light
Maximum 4 jumpers in 10m light

Silicone Injection-moulded T-feed

Maximum 8 T-feeds in 20m light
Maximum 4 T-feeds in 10m light

4 Silicone Injection-moulded End Cap

End cap

Note:
Please ensure the cable length is not more than the "maximum cable length" according to light length and its wire gauge to minimize voltage drop.

Dimension: mm

Silicone Injection-moulded Front Connector-End

F15B/F15D/F15A/F15E/F15S-HB-SIM/FC-01/02-E

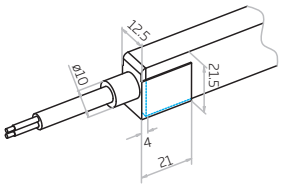

Silicone Injection-moulded Front Connector-Side



F15B/F15D/F15A/F15E/F15S-HB-SIM/FC-01-SR



F15B/F15D/F15A/F15E/F15S-HB-SIM/FC-02-SL

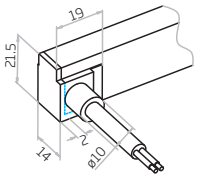

Silicone Injection-moulded Front Connector-Bottom

F15B/F15D/F15A/F15E/F15S-HB-SIM/FC-01/02-B

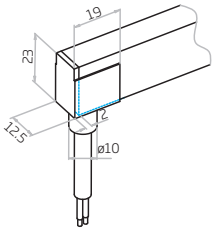

Silicone Injection-moulded End Cap



F15-SIM/EC

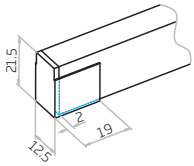

Silicone Injection-moulded Middle Connector & Power T-feed

F15B/F15D/F15A/F15E/F15S-HB-SIM/MC-PTF

L1 and L2 available in 300mm.

L3 available in 300mm/1000mm/3000mm.

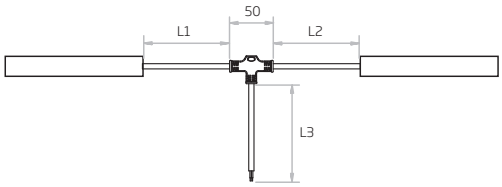

Note:

1.Unless otherwise stated, the tolerance of the connector is ±0.5mm;

2.To avoid damage from the excessive force on cable joint, please keep at least 60mm of cable ahead in the natural state.

Anti-wicking Ferrule

The anti-wicking ferrule is located at 115mm (±10mm tolerance) from the connector on the cable.

For protection against water ingress from inside of cable wire and hence damage the light.

Note:
1.Unless otherwise stated,the tolerance is ±0.5mm.
2.The removal of anti-wicking ferrule will void the warranty if any water ingression caused by it.

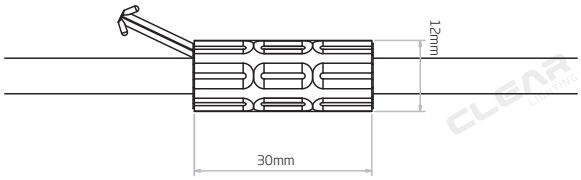

F15B 18AWG*2

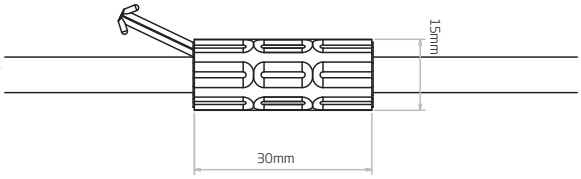

F15D 18AWG*3

F15A 22AWG*3 / 20AWG*1

F15E 22AWG*4 / 20AWG*1

F15S(DMX) 22AWG*3 / 20AWG*2

Male & Female Connector

For plug and play cable junction, IP67

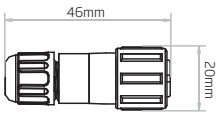

Note:
Unless otherwise stated,the tolerance is ±2mm.

F15B	-	SIM/FC	-	01	-	B	-	300mm
F15B-HB F15D-HB F15A-HB F15E-HB F15S-HB		SIM=Silicone Injection-moulded FC=Front Connector MC-PTF=Middle Connector & Power T-feed JU=Jumper EC=End Cap		01=01 End 02=02 End		E=End Feed B=Bottom Feed S=Side Feed SL=Side Feed from Left SR=Side Feed from Right		300MM Cable 1000MM Cable 3000MM Cable 5000MM Cable 10000MM Cable 15000MM Cable 20000MM Cable

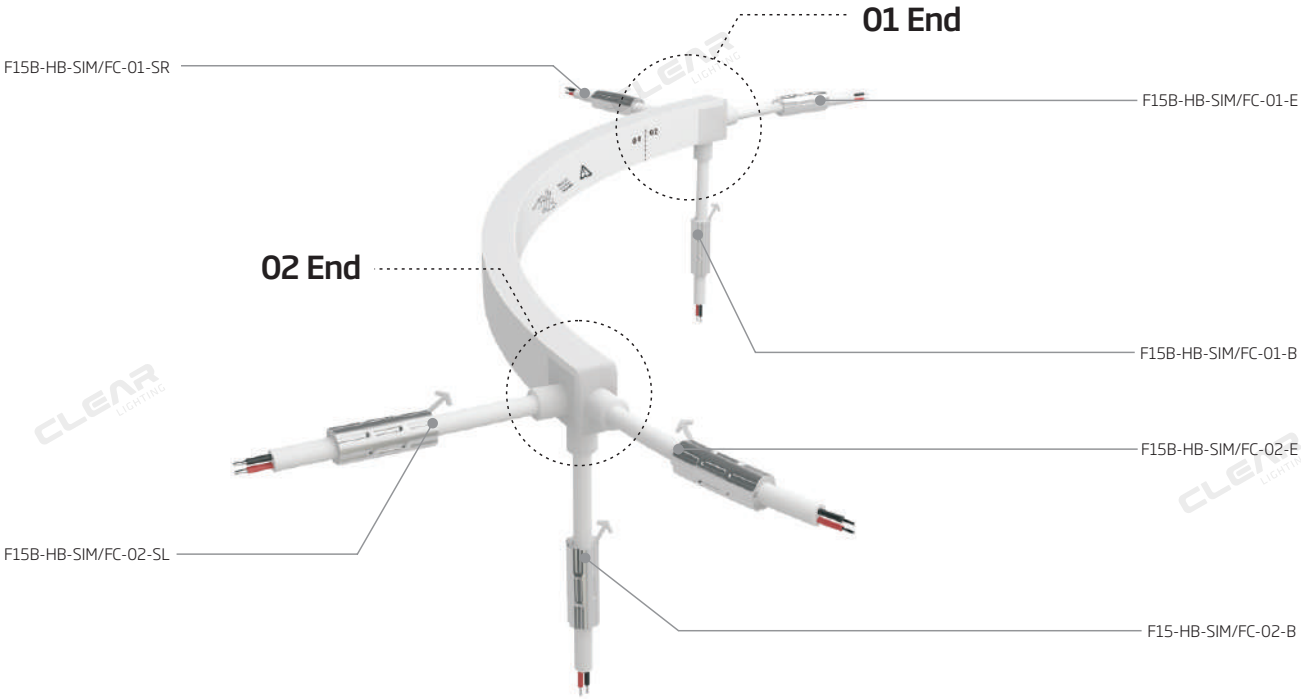

C-FR-F15B/D/A/E/S-HB

Item Code(B)	Item Code(D)	Item Code(A)	Item Code(E)	Item Code(S)
F15B-HB-SIM/FC-01-E-300mm	F15D-HB-SIM/FC-01-E-300mm	F15A-HB-SIM/FC-01-E-300mm	F15E-HB-SIM/FC-01-E-300mm	F15S-HB-SIM/FC-01-E-300mm
F15B-HB-SIM/FC-02-E-300mm	F15D-HB-SIM/FC-02-E-300mm	F15A-HB-SIM/FC-02-E-300mm	F15E-HB-SIM/FC-02-E-300mm	F15S-HB-SIM/FC-02-E-300mm
F15B-HB-SIM/FC-01-B-300mm	F15D-HB-SIM/FC-01-B-300mm	F15A-HB-SIM/FC-01-B-300mm	F15E-HB-SIM/FC-01-B-300mm	F15S-HB-SIM/FC-01-B-300mm
F15B-HB-SIM/FC-02-B-300mm	F15D-HB-SIM/FC-02-B-300mm	F15A-HB-SIM/FC-02-B-300mm	F15E-HB-SIM/FC-02-B-300mm	F15S-HB-SIM/FC-02-B-300mm
F15B-HB-SIM/FC-01-SR-300mm	F15D-HB-SIM/FC-01-SR-300mm	F15A-HB-SIM/FC-01-SR-300mm	F15E-HB-SIM/FC-01-SR-300mm	F15S-HB-SIM/FC-01-SR-300mm
F15B-HB-SIM/FC-02-SL-300mm	F15D-HB-SIM/FC-02-SL-300mm	F15A-HB-SIM/FC-02-SL-300mm	F15E-HB-SIM/FC-02-SL-300mm	F15S-HB-SIM/FC-02-SL-300mm
F15B-HB-SIM/MC-PTF-300mm	F15D-HB-SIM/MC-PTF-300mm	F15A-HB-SIM/MC-PTF-300mm	F15E-HB-SIM/MC-PTF-300mm	F15S-HB-SIM/MC-PTF-300mm
F15B-HB-SIM/JU-300mm	F15D-HB-SIM/JU-300mm	F15A-HB-SIM/JU-300mm	F15E-HB-SIM/JU-300mm	F15S-HB-SIM/JU-300mm
F15-SIM/EC	F15-SIM/EC	F15-SIM/EC	F15-SIM/EC	F15-SIM/EC

F15 Dual Injection-moulded Connector IP68



Recommended for,

1. Long-term "liquid" environments up to the depth of 2m (the liquid are safe to touch the human skin for a long time).
2. High temperature and humidity environments (mounting surface temperature <60℃).
3. Customized lengths and bulky connector.
4. Harsh working conditions or unexpected manipulated force during construction.

Feature

Precision milling, copper ring, and PVC dual injection-moulded workmanship enhance the protection level and reliability of the cable joint and protect it from the damage of manipulated force in the process of installation, which secured the long-term reliability in wet, underwater or harsh working environments comprehensively.

Equipped with the product series F15, it is IP68 rated by SGS.
Light lengths can be customized on the basis of projects and pre-installation before the delivery eases the assembly trouble on site, and it will be a slim dark area spliced connector end by end from a long distance view.

Note: The connector size is larger than the light body's, please refer to the following "Dimension" of connector and reserve enough installation room.

In-house Test

Test Object	No.	Experiment Item	Standard
Metal Parts	1	Weather Resistance-Salt Spray	IEC 68-2-11
Waterproof Connector	1	Waterproof-IPX5 / IPX7 / IPX8	CLEAR-defined ①
	2	Swing-extreme	CLEAR-defined ①

①Before waterproof test, high-low temperature cycling shock test has been implemented to simulate the outdoor harsh weather, and it's a more stringent standard we're compliant with than third party's.

Connector Type

1 Male & Female Connector (Optional)

Male Connector

Female Connector

2 Dual Injection-moulded Front Connector

End

Side-L

Side-R

Bottom

3 Dual Injection-moulded Middle Connector

Dual Injection-moulded Jumper

Maximum 8 jumpers in 20m light
Maximum 4 jumpers in 10m light

Dual Injection-moulded T-feed

Maximum 8 T-feeds in 20m light
Maximum 4 T-feeds in 10m light

4 Dual Injection-moulded End Cap

End cap

Note:
Please ensure the cable length is not more than the "maximum cable length" according to light length and its wire gauge to minimize voltage drop.

Dimension: mm

Dual Injection-moulded Front Connector-End

F15B/F15D/F15A/F15E/F15S-HB-DIM/FC-01/02-E

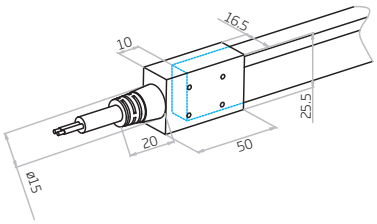

Dual Injection-moulded Front Connector-Side

F15B/F15D/F15A/F15E/F15S-HB-DIM/FC-02-SL



F15B/F15D/F15A/F15E/F15S-HB-DIM/FC-01-SR

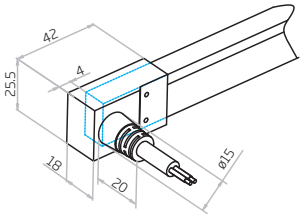

Dual Injection-moulded Front Connector-Bottom

F15B/F15D/F15A/F15E/F15S-HB-DIM/FC-01/02-B

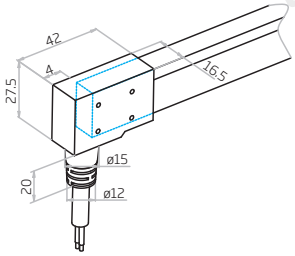

Dual Injection-moulded End Cap



F15-DIM/EC

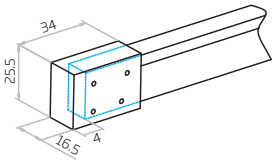

Dual Injection-moulded Middle Connector & Power T-feed

F15B/F15D/F15A/F15E/F15S-HB-DIM/MC-PTF
L1 and L2 available in 300mm.
L3 available in 300mm/1000mm/3000mm.

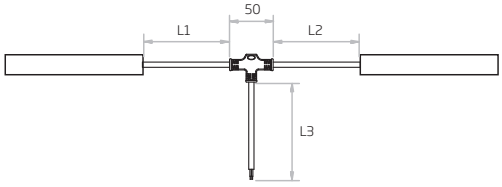

Note:
1.Unless otherwise stated, the tolerance of the connector is ±0.5mm;
2.To avoid damage from the excessive force on cable joint, please keep at least 60mm of cable ahead in the natural state.

Anti-wicking Ferrule

The anti-wicking ferrule is located at 115mm (±10mm tolerance) from the connector on the cable.

For protection against water ingress from inside of cable wire and hence damage the light.

Note:
1.Unless otherwise stated,the tolerance is ±0.5mm.
2.The removal of anti-wicking ferrule will void the warranty if any water ingression caused by it.

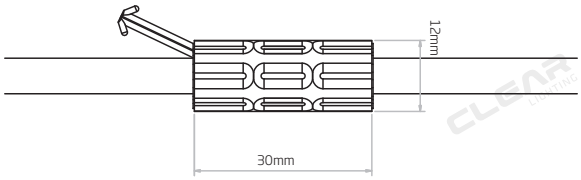

F15B 18AWG*2

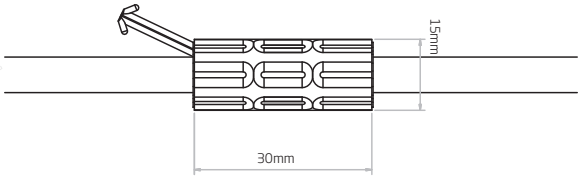

F15D/S(SPI) 18AWG*3

F15A 22AWG*3 20AWG*1

F15E 22AWG*4 20AWG*1

Male & Female Connector

For plug and play cable junction, IP67

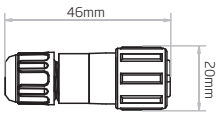

Note:
Unless otherwise stated,the tolerance is ±2mm.

F15B	-	DIM/FC	-	01	-	B	-	300mm
F15B-HB F15D-HB F15A-HB F15E-HB F15S-HB		DIM=Dual Injection-moulded FC=Front Connector MC-PTF=Middle Connector & Power T-feed JU=Jumper EC=End Cap		01=01 End 02=02 End		E=End Feed B=Bottom Feed S=Side Feed SL=Side Feed from Left SR=Side Feed from Right		300mm Cable 1000mm Cable 3000mm Cable 5000mm Cable 10000mm Cable 15000mm Cable 20000mm Cable

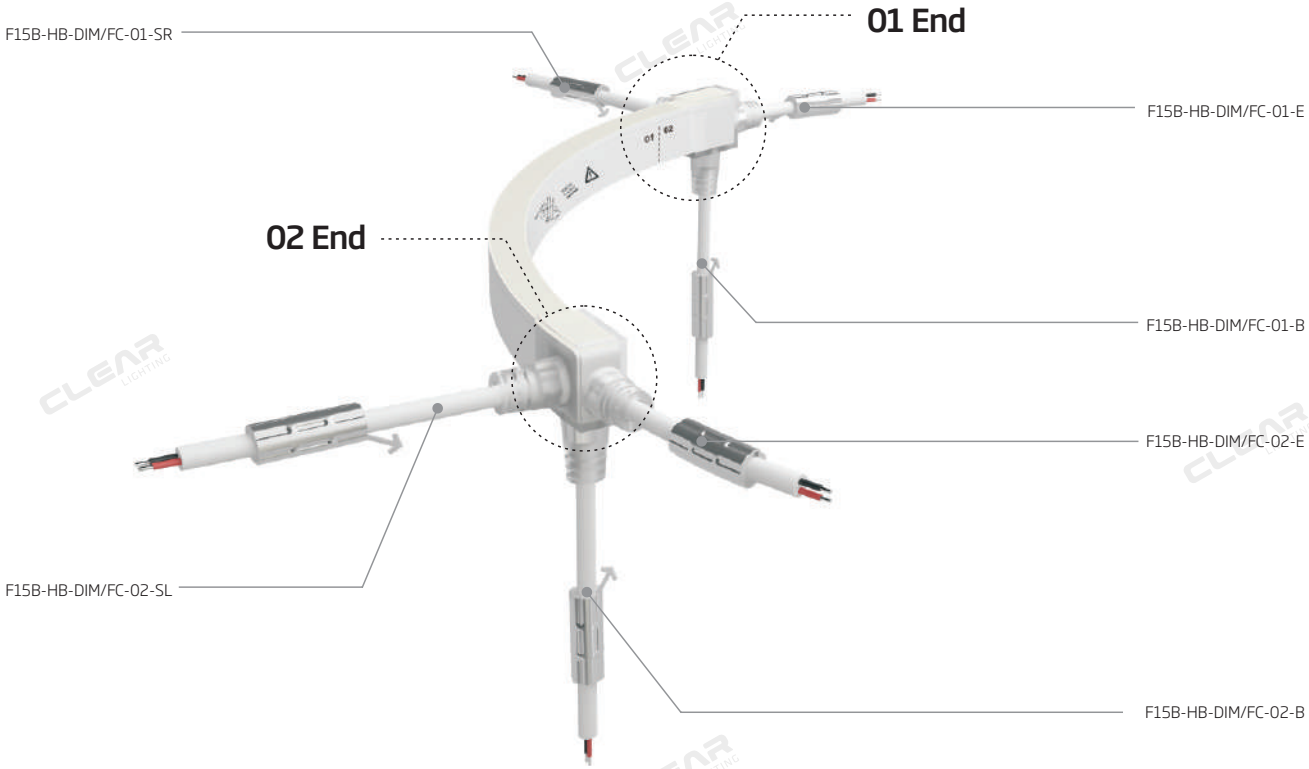

C-FR-F15B/D/A/E/S-HB

Item Code(B)	Item Code(D)	Item Code(A)	Item Code(E)	Item Code(S)
F15B-HB-DIM/FC-01-E-300mm	F15D-HB-DIM/FC-01-E-300mm	F15A-HB-DIM/FC-01-E-300mm	F15E-HB-DIM/FC-01-E-300mm	F15S-HB-DIM/FC-01-E-300mm
F15B-HB-DIM/FC-02-E-300mm	F15D-HB-DIM/FC-02-E-300mm	F15A-HB-DIM/FC-02-E-300mm	F15E-HB-DIM/FC-02-E-300mm	F15S-HB-DIM/FC-02-E-300mm
F15B-HB-DIM/FC-01-B-300mm	F15D-HB-DIM/FC-01-B-300mm	F15A-HB-DIM/FC-01-B-300mm	F15E-HB-DIM/FC-01-B-300mm	F15S-HB-DIM/FC-01-B-300mm
F15B-HB-DIM/FC-02-B-300mm	F15D-HB-DIM/FC-02-B-300mm	F15A-HB-DIM/FC-02-B-300mm	F15E-HB-DIM/FC-02-B-300mm	F15S-HB-DIM/FC-02-B-300mm
F15B-HB-DIM/FC-01-SR-300mm	F15D-HB-DIM/FC-01-SR-300mm	F15A-HB-DIM/FC-01-SR-300mm	F15E-HB-DIM/FC-01-SR-300mm	F15S-HB-DIM/FC-01-SR-300mm
F15B-HB-DIM/FC-02-SL-300mm	F15D-HB-DIM/FC-02-SL-300mm	F15A-HB-DIM/FC-02-SL-300mm	F15E-HB-DIM/FC-02-SL-300mm	F15S-HB-DIM/FC-02-SL-300mm
F15B-HB-DIM/MC-PTF-300mm	F15D-HB-DIM/MC-PTF-300mm	F15A-HB-DIM/MC-PTF-300mm	F15E-HB-DIM/MC-PTF-300mm	F15S-HB-DIM/MC-PTF-300mm
F15B-HB-DIM/JU-300mm	F15D-HB-DIM/JU-300mm	F15A-HB-DIM/JU-300mm	F15E-HB-DIM/JU-300mm	F15S-HB-DIM/JU-300mm
F15-DIM/EC	F15-DIM/EC	F15-DIM/EC	F15-DIM/EC	F15-DIM/EC

Aluminum Profile

It uses high-quality 6063 aluminum with thin-wall, light- weight design to fit tightly the light body. It is deformation and rust resistant, and cost-effective.

Please refer to the applicable installation ways.

Test Object	No.	Experiment Item	Standard
Metal Parts	1	Weather Resistance-Salt Spray	IEC 68-2-11
Mounting profile	2	Clamping force	CLEAR-defined

Dimension: mm

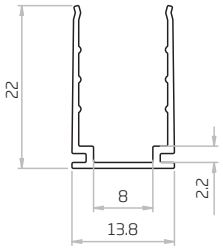

Tolerance: ±0.2mm

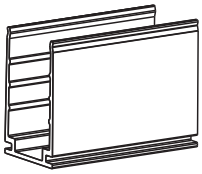

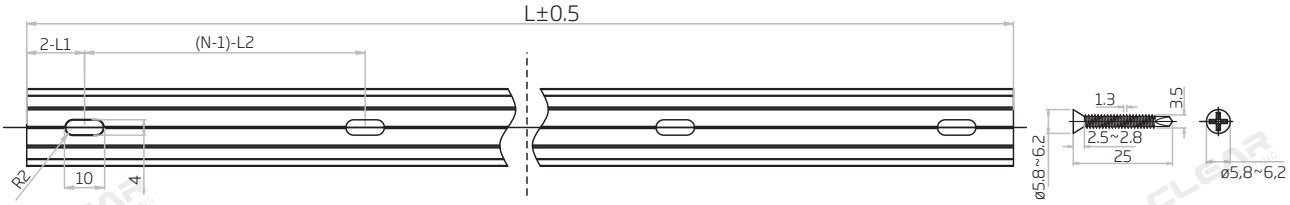

Note:
1. 2-L1 refers to two of symmetric L1 in each piece of profile.
2. (N-1)-L2 refers to (N minus one) of symmetric L2 in each piece of profile.
"N" hereby stands for its corresponding "Hole Number" in the below table

Item Code	Standard Length	L1	L2	Slotted Hole	Hole Number
F15-A/PL-35MM-AL	35mm/1.38in	17.5mm/0.69in	/	4*10mm/0.16*0.39in	1
F15-A/PL-500MM-AL	500mm/19.68in	50mm/1.97in	200mm/7.87in	4*10mm/0.16*0.39in	3
F15-A/PL-1000MM-AL	1000mm/39.37in	100mm/3.93in	200mm/7.87in	4*10mm/0.16*0.39in	5
F15-A/PL-2000MM-AL	2000mm/78.74in	100mm/3.93in	200mm/7.87in	4*10mm/0.16*0.39in	10

Flange Aluminum Profile

It uses high-quality 6063 aluminum with thin-wall, light- weight design to fit tightly the light body. It is deformation and rust resistant, and cost-effective. The "Flange" design is more suitable for recessed installation, better fits with the mounting groove and minimizes the operation tolerance during construction to some extent, like shielding the rough edges and the gaps of oversized groove.

Please refer to the applicable installation ways.

Test Object	No.	Experiment Item	Standard
Metal Parts	1	Weather Resistance-Salt Spray	IEC 68-2-11
Mounting profile	2	Clamping force	CLEAR-defined

Dimension: mm

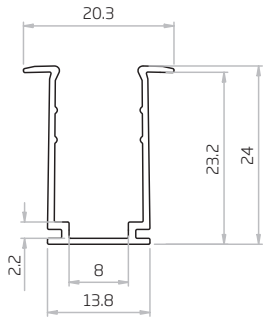

Tolerance: ±0.2mm

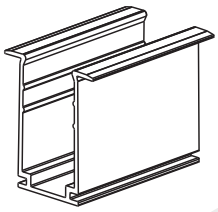

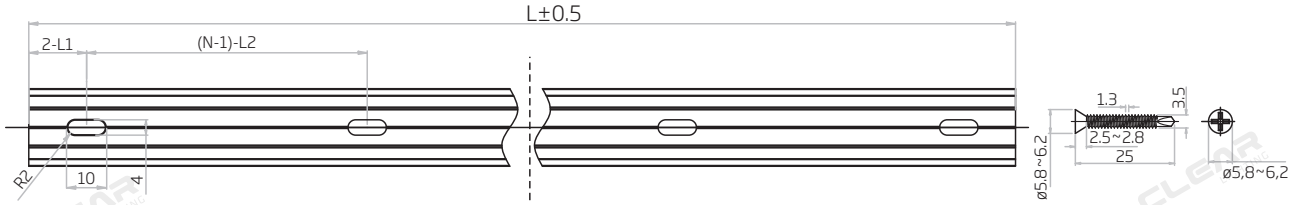

Note:
1. 2-L1 refers to two of symmetric L1 in each piece of profile.
2. (N-1)-L2 refers to (N minus one) of symmetric L2 in each piece of profile.
"N" hereby stands for its corresponding "Hole Number" in the below table

Item Code	Standard Length	L1	L2	Slotted Hole	Hole Number
F15-FA/PL-35MM-AL	35mm/1.38in	17.5mm/0.69in	/	4*10mm/0.16*0.39in	1
F15-FA/PL-500MM-AL	500mm/19.68in	50mm/1.97in	200mm/7.87in	4*10mm/0.16*0.39in	3
F15-FA/PL-1000MM-AL	1000mm/39.37in	100mm/3.93in	200mm/7.87in	4*10mm/0.16*0.39in	5
F15-FA/PL-2000MM-AL	2000mm/78.74in	100mm/3.93in	200mm/7.87in	4*10mm/0.16*0.39in	10

Serrated Aluminum Profile

Specialized for the LED Flex Linear light, it was developed by combining the advantages of 6063 aluminum and elastic serrated tape. The inside elastic serrated tape as the grabbing force to keep continuous strong clamping force on the light body and protect the light from the damage caused by the large friction in the process of installation and dismantlement. It can stand max. 50 times of the light weight under -20~70℃ and is easy to install and dismantle.

Please refer to the applicable installation ways.

Test Object	No.	Experiment Item	Standard
Metal Parts	1	Weather Resistance-Salt Spray	IEC 68-2-11
Mounting profile	2	Clamping force	CLEAR-defined

Dimension: mm

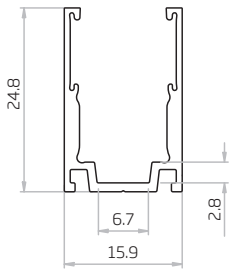

Tolerance: ±0.2mm

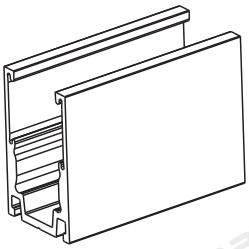

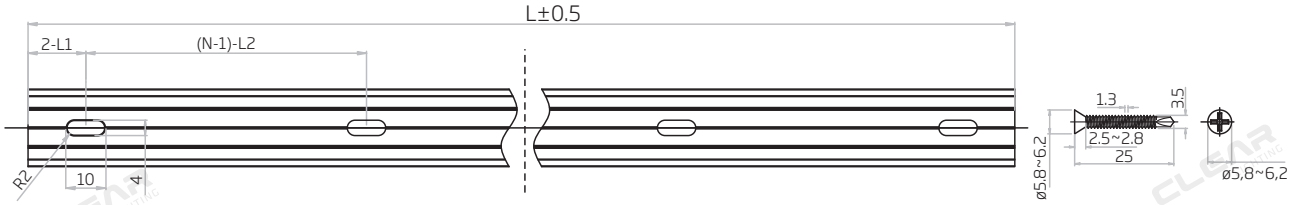

Note:
1. 2-L1 refers to two of symmetric L1 in each piece of profile.
2. (N-1)-L2 refers to (N minus one) of symmetric L2 in each piece of profile.
"N" hereby stands for its corresponding "Hole Number" in the below table

Item Code	Standard Length	L1	L2	Slotted Hole	Hole Number
F15-SA/PL-20MM-AL	20mm/0.787in	10mm/0.39in	/	4*10mm/0.16*0.39in	1
F15-SA/PL-500MM-AL	500mm/19.68in	50mm/1.97in	200mm/7.87in	4*10mm/0.16*0.39in	3
F15-SA/PL-1000MM-AL	1000mm/39.37in	100mm/3.93in	200mm/7.87in	4*10mm/0.16*0.39in	5
F15-SA/PL-2000MM-AL	2000mm/78.74in	100mm/3.93in	200mm/7.87in	4*10mm/0.16*0.39in	10

Flange Serrated Aluminum Profile

Specialized for the LED Flex Linear light, it was developed by combining the advantages of 6063 aluminum and elastic serrated tape. The inside elastic serrated tape as the grabbing force to keep continuous strong clamping force on the light body and protect the light from the damage caused by the large friction in the process of installation and dismantlement.

The "Flange" design is more suitable for recessed installation, better fits with the mounting groove and minimizes the operation tolerance during construction to some extent, like shielding the rough edges and the gaps of oversized groove.

Please refer to the applicable installation ways.

Test Object	No.	Experiment Item	Standard
Metal Parts	1	Weather Resistance-Salt Spray	IEC 68-2-11
Mounting profile	2	Clamping force	CLEAR-defined

Dimension: mm

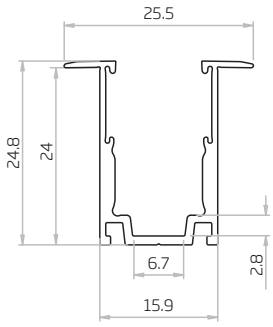

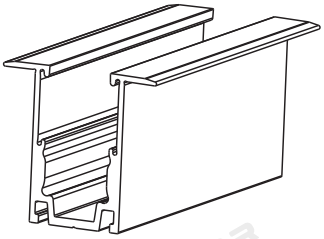

Tolerance: ±0.2mm

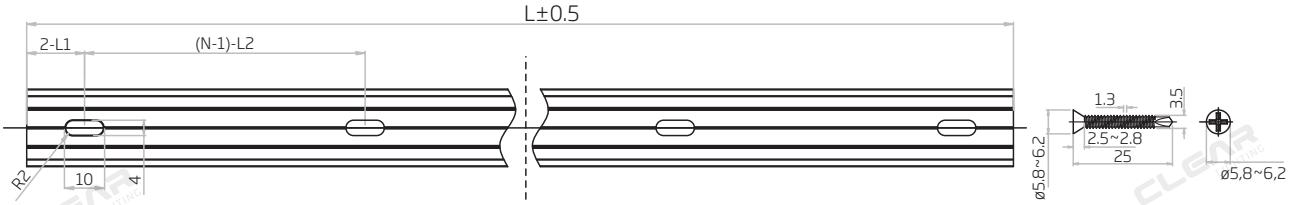

Note:
1. 2-L1 refers to two of symmetric L1 in each piece of profile.
2. (N-1)-L2 refers to (N minus one) of symmetric L2 in each piece of profile.
"N" hereby stands for its corresponding "Hole Number" in the below table

Item Code	Standard Length	L1	L2	Slotted Hole	Hole Number
F15-FSA/PL-20MM-AL	20mm/0.787in	10mm/0.39in	/	4*10mm/0.16*0.39in	1
F15-FSA/PL-500MM-AL	500mm/19.68in	50mm/1.97in	200mm/7.87in	4*10mm/0.16*0.39in	3
F15-FSA/PL-1000MM-AL	1000mm/39.37in	100mm/3.93in	200mm/7.87in	4*10mm/0.16*0.39in	5
F15-FSA/PL-2000MM-AL	2000mm/78.74in	100mm/3.93in	200mm/7.87in	4*10mm/0.16*0.39in	10

Bendable Serrated Aluminum Profile

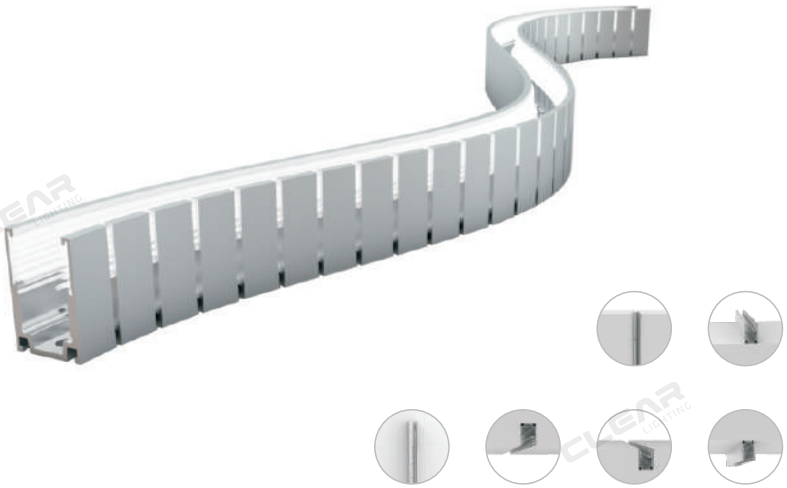

It is an expanded design of the serrated aluminum profile, and caters for the continuously streamlined aesthetics of curve shape. The secondary precision cutting process, not only maintains the advantage of clamping force, but also enables the two-way horizontal bending directions with super shape memory.

Please refer to the applicable installation ways.

Test Object	No.	Experiment Item	Standard
Metal Parts	1	Weather Resistance-Salt Spray	IEC 68-2-11
Mounting profile	2	Clamping force	CLEAR-defined

Dimension: mm

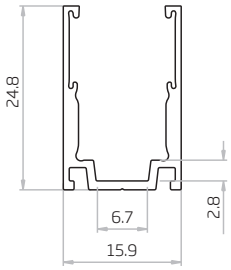

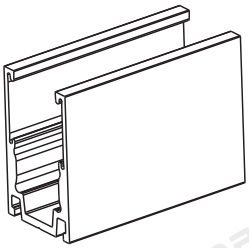

Tolerance: ±0.2mm

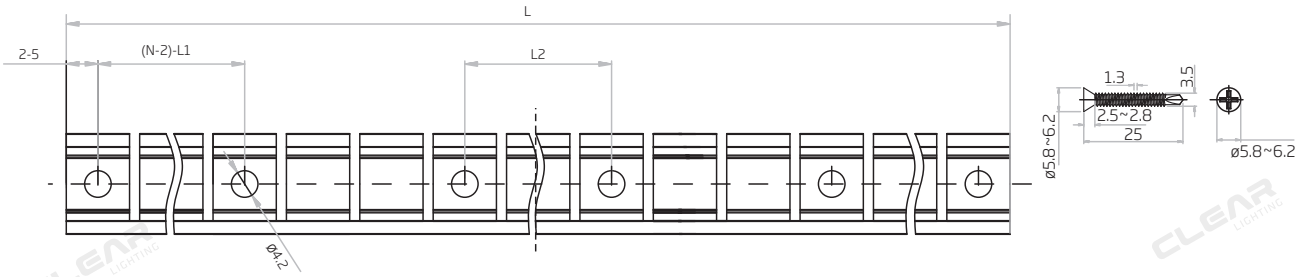

Note:
1. 2-5 refers to two of symmetric 5mm in each piece of profile.
2. (N-2)-L1 refers to (N minus two) of symmetric L1 in each piece of profile.
"N" hereby stands for its corresponding "Hole Number" in the below table.

Item Code	Standard Length	L1	L2	Screw Hole	Hole Number
F15-BSA/PL-500MM-AL	500mm/19.68in	116.5mm/4.59in	23.3mm/0.92in	ø4.2mm/0.17in	6
F15-BSA/PL-1000MM-AL	1000mm/39.37in	116.5mm/4.59in	58.2mm/2.29in	ø4.2mm/0.17in	10

Operating Instruction for Profiles

Aluminum Profile

Flange Aluminum Profile

Serrated Aluminum Profile

Flange Serrated Aluminum Profile

Bendable Serrated Aluminum Profile

Profile Cutting

Make sure the cross-section of profile is smooth without any burrs when you cut the profile.



For the profiles involved serrated tape, in case of any drop of serrated tape after cutting, insert and fix it to the profile by a few adhesive glues on its backside, 5~8mm diameter of touching area is enough. Make sure its round head on the edge is downward when putting back.

Profile Installation

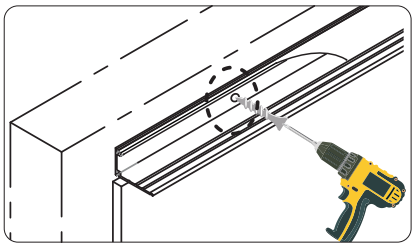

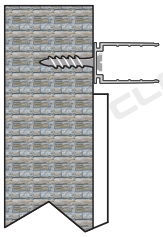

Install the screw into position and ensure the screw head is flush or lower the base of aluminum profile.

No debris in the profile before installation.

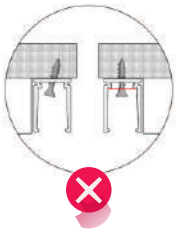

No bulges on the slot to damage the light.



Do not use the deformed profile.

When there is debris in the profile or the screw has bulged, the housing is subject to be impaled, and the PCB is easy to have wrinkles or fractures. After a period of time, the failure may happen.

Profile Jointing

Correct joint enables easy installation of light. The seam between two pieces of mounting profiles should be more than 2mm.



The profiles can be joint to a right angle only if there are two pieces of lights connected to be a right angle.

When there is only one piece of light installed around the corner, make sure the profiles leave enough space to adapt to minimum bending diameter.

Angular Misalignment

Parallel Horizontal Misalignment

Parallel Vertical Misalignment

Above wrong joints will make the lights improperly bent, which lead to the wrinkles and fractures on PCB, damaged on the housing. Hence the products installed here will show up failure after a period of time.

Light Installation

Make sure the light is fixed in vertically.

Press the light into the profile by palm.

Make sure the angle between light and profile is not bigger than 15°.

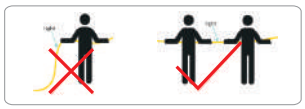

When the length of light >2m, make sure somebody helps to lift the light.

Light Uninstallation

Step 1: Prepare a screwdriver, and put the screwdriver at the bottom of light.



Step 2: Move the screwdriver and unclench the light upwardly. Be careful the angle between the light and the profile should not be bigger than 15°.

Step 3: Once the end of light is out, hold both sides of light by hand and pull it out along the profile slowly and orderly.

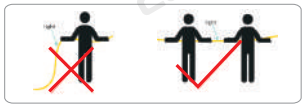

When the length of light >2m, make sure somebody helps to lift the light.



Pivot Mounting Bracket

Item Code: PM/B

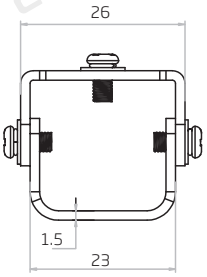

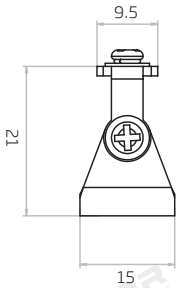

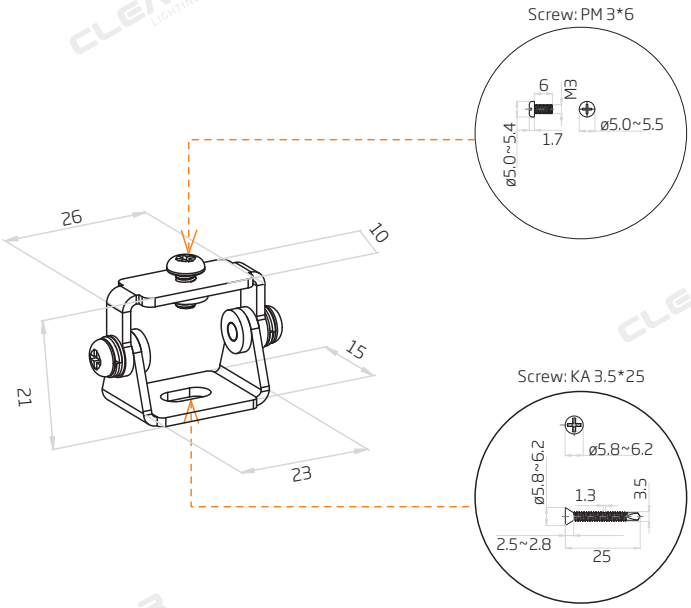

Note:
Applicable to all types of mounting profiles

Installation Instructions

Step 1

Step 2

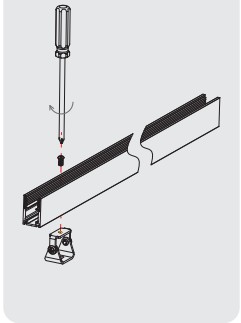

Step 3

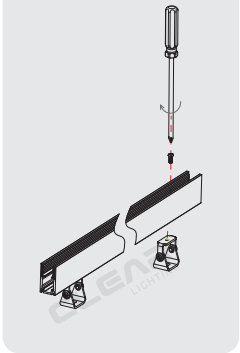

Step 1:
Remove the upper screw from pivot mounting bracket.

Step 2:
Fix pivot mounting bracket and mounting profile tightly by the screw.

Step 3:
Repeat step 1 & step 2 for the remaining brackets and secure at least 2 locking points for each mounting profile, and the equal interval is more recommended.



Warning:
Keep pivot mounting bracket and mounting profile parallel from the side view.

Step 4

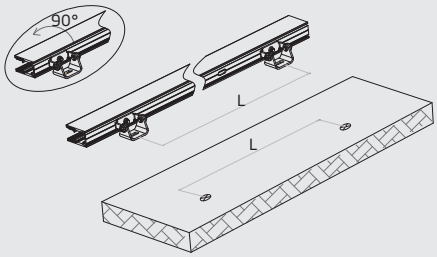

Rotate pivot mounting bracket till the showing up of the unfixed screw hole to facilitate the installation with mounting surface as per the pre-marked hole.

Step 5

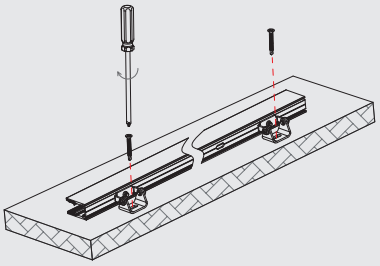

Fix pivot mounting bracket to mounting surface by KA3.5*25 screw.

Step 6

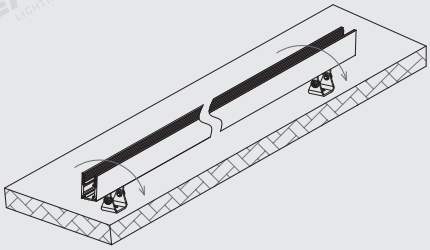

Adjust the angle of mounting profile to the one required.

Step 7

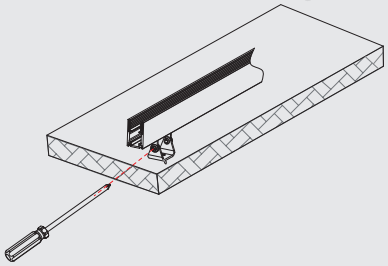

Tighten the side screws of pivot mounting bracket to avoid loosened locking point.

Side Mounting Bracket

Item Code: SM/B

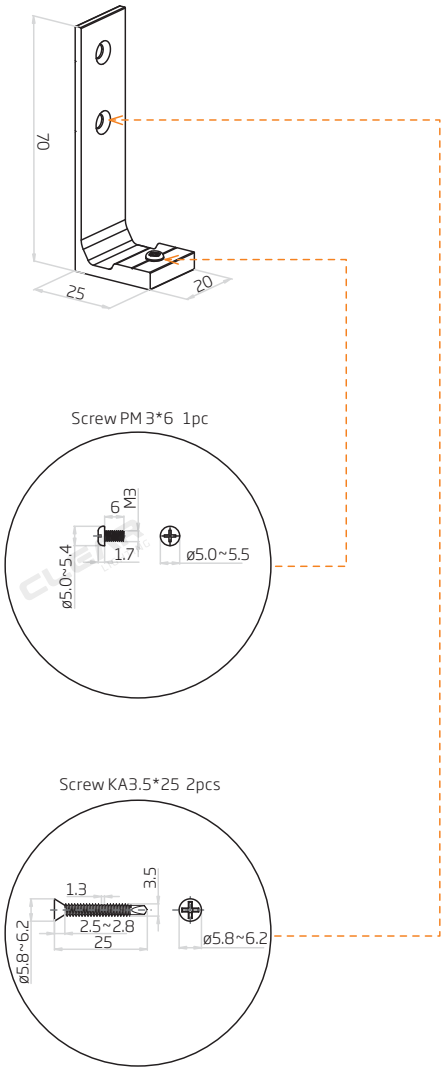

Note:
Applicable to all types of mounting profiles

Installation Instructions

Step 1

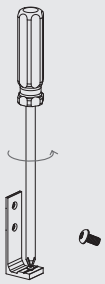

Remove the PM3*6 screw of side mounting bracket.

Step 2

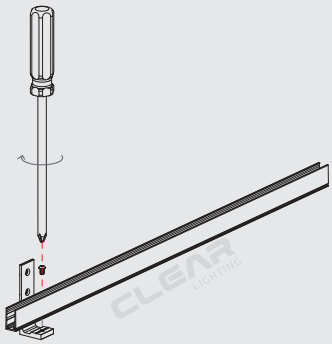

Fix side mounting bracket and mounting profile tightly by the screw.

Step 3

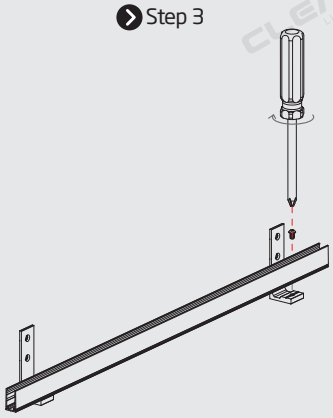

Repeat step 1 & step 2 for the remaining brackets and secure at least 2 locking points for each mounting profile, and the equal interval is more recommended.

Step 4

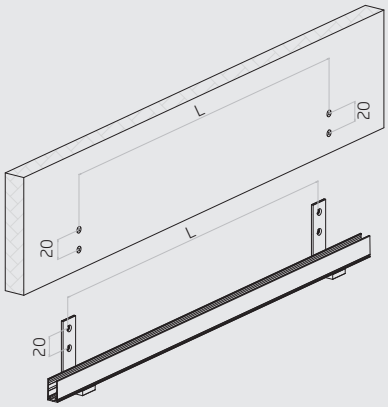

Mark the pilot holes on mounting surface accordingly.

Step 5

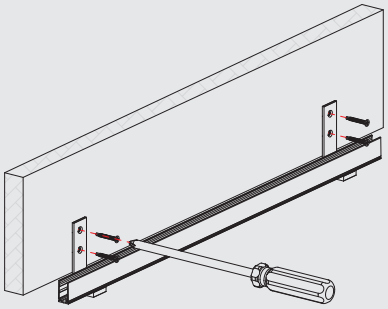

Fix the side mounting bracket by KA3.5*25 screws.

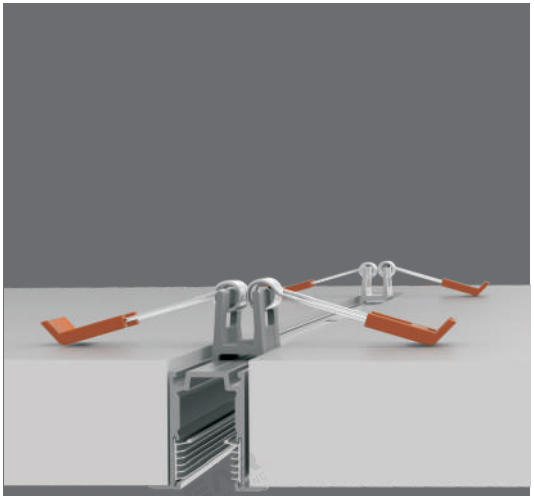

Ceiling Mounting Clip

Item Code: CM/C

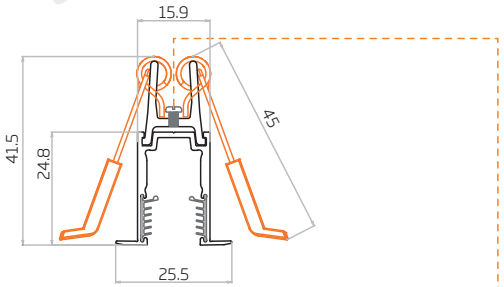

Screw PM 3*4 1pc

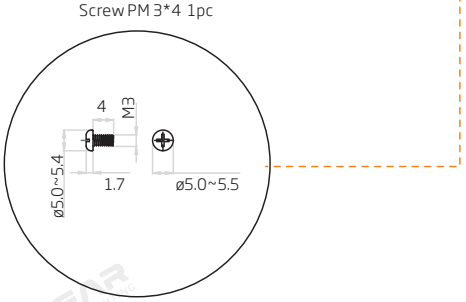

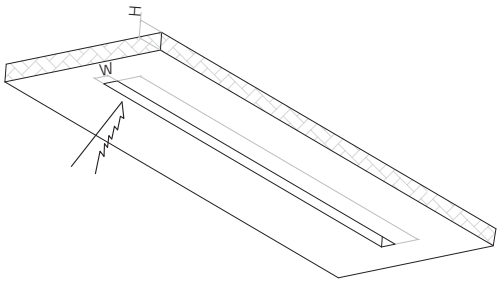

The width applicable to F15: 17~20mm
The thickness of ceiling: 5~50mm

Note:
Only applicable to flanged serrated aluminum profile.

Installation Instructions

Step 1

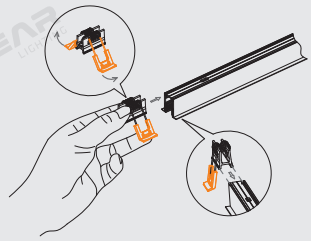

Unfold the spring a little and slide to groove of mounting profile.

Step 2

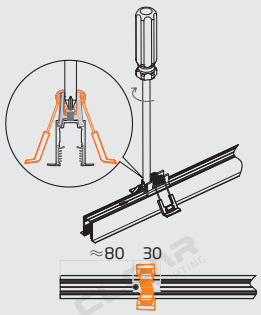

Slide forward ceiling mounting bracket 80mm and fix the screw tightly.

Step 3

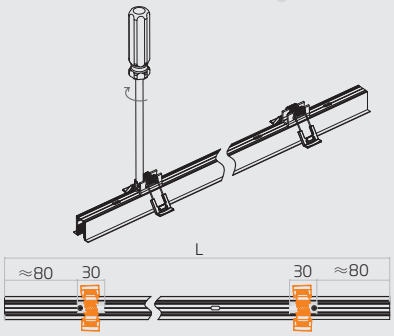

Repeat step 1 & step 2 for the remaining brackets and secure at least 2 locking points for each mounting profile and the equal interval is more recommended.

Step 4

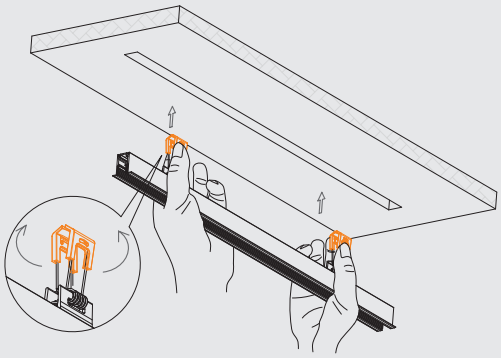

Mark and then slot the ceiling as per the following dimension.

Step 5

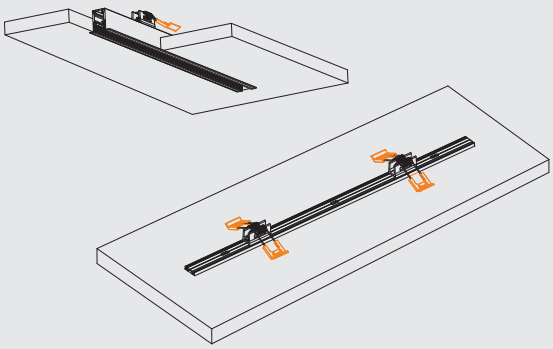

Hold the springs with hands and loosen them after clipping into the ceiling.



Suspended Mounting Clip

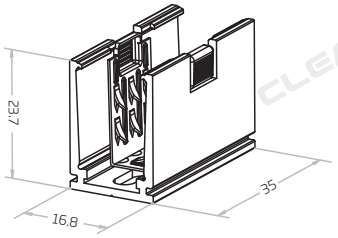

Item Code: SM/C

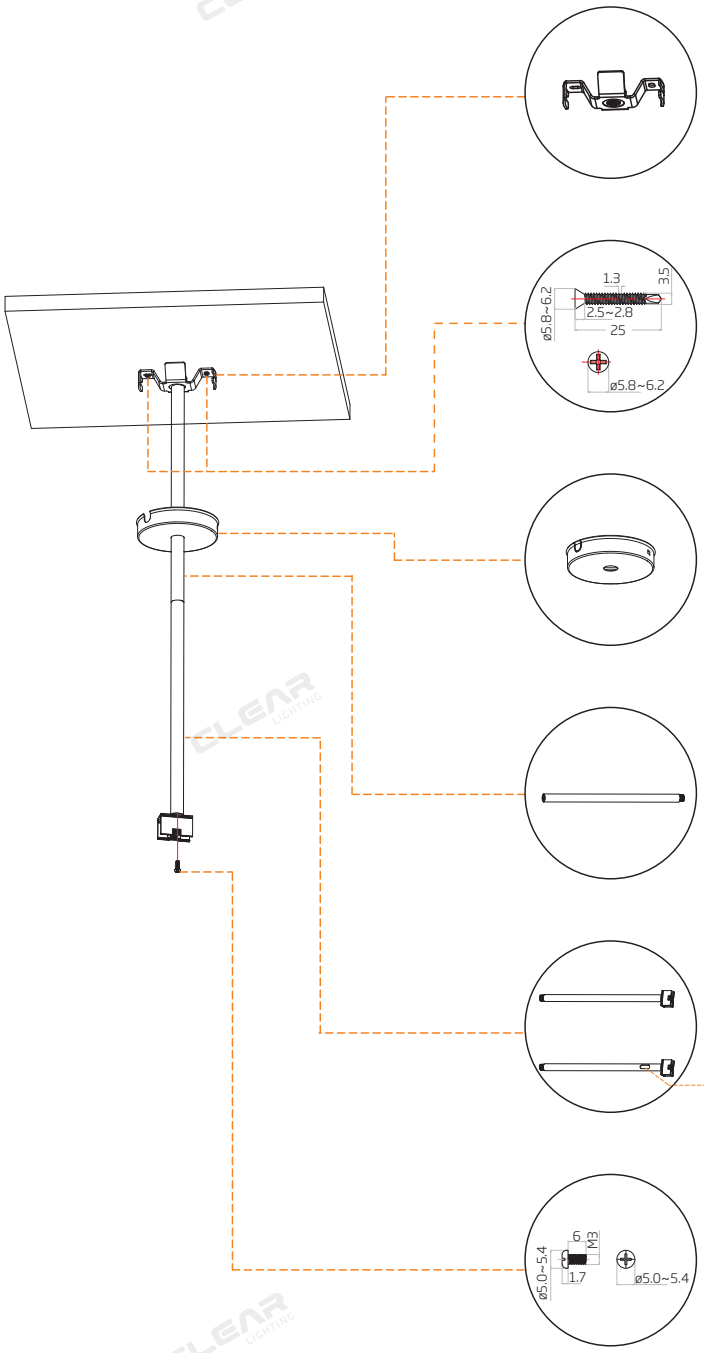

Installation Instructions

Suspended Mounting Rod without Wiring

Step 1

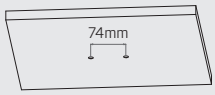

Mark the installation position of clevis on the ceiling with sufficient load-carrying capacity.

Step 2

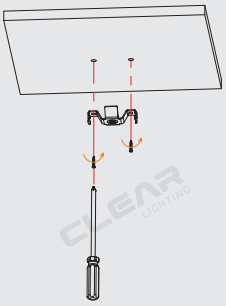

Tighten the clevis by screws.

Step 3

Assemble the mounting flange and the rods in order of ①②③.

Step 4

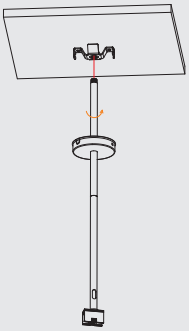

Rotate and fasten them clockwise.

Step 5

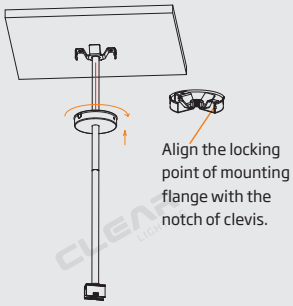

Shield the clevis by the mounting flange and rotate clockwise until it clicks into place.

Step 6

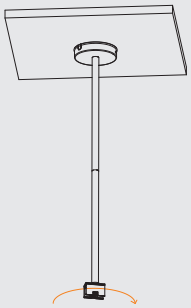

Adjust the clip to the angle you need (max. 180° in a clockwise direction).

Suspended Mounting Rod with Surface Wiring

Step 1

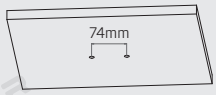

Mark the installation position of clevis on the ceiling with sufficient load-carrying capacity.

Step 2

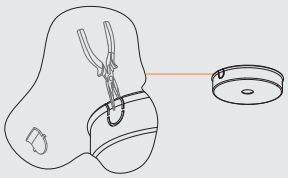

Cut a cable hole along with the pre-marked notch on the lateral side of mounting flange.

Step 3

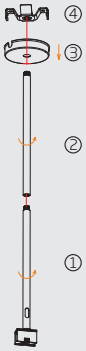

Assemble the mounting flange and the rods in order of①②③④.

Step 4

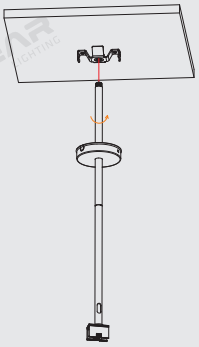

Rotate and fasten them clockwise.

Step 5

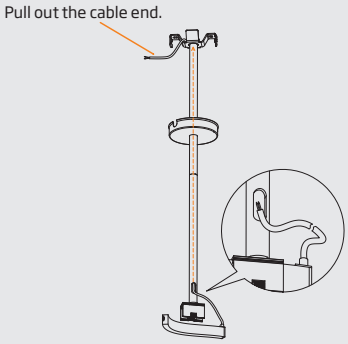

Thread the cable through slotted hole to the top of rod.

Step 6

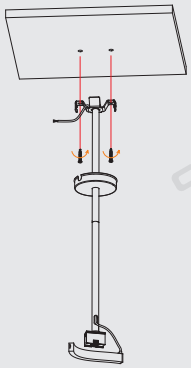

Tighten the clevis by screws.

Step 7

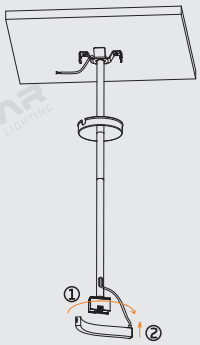

① Adjust the clip to the angle you need (max. 180°in a clockwise direction).
② Install the light to the clip and adjust the cable length.

Step 8

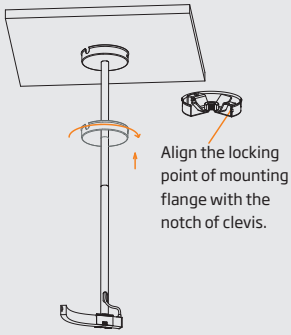

Shield the clevis by the mounting flange and rotate clockwise until it clicks into place.

Step 9

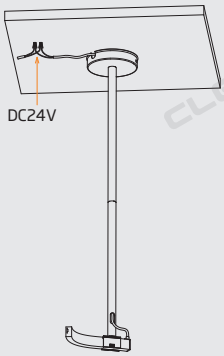

Connect the Power DC24V

Suspended Mounting Rod with Concealed Wiring

Step 1

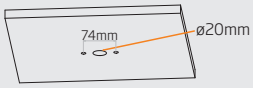

Mark the installation position of clevis on the ceiling with sufficient load-carrying capacity, and in between punch a ø20mm cable hole.

Step 2

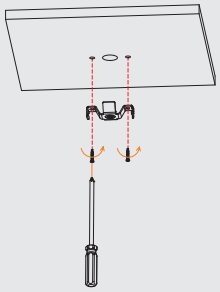

Tighten the clevis by screws.

Step 3

Assemble the mounting flange and the rods in order of ①②③.

Step 4

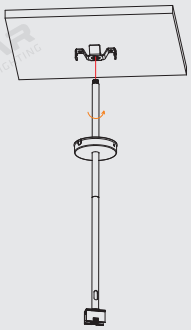

Rotate and fasten them clockwise.

Step 5

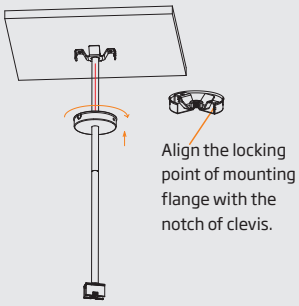

Shield the clevis by the mounting flange and rotate clockwise until it clicks into place.

Step 6

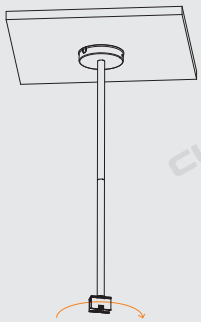

Adjust the clip to the angle you need (max. 180° in a clockwise direction).

Step 7

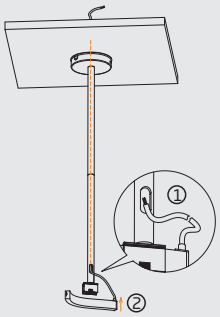

① Thread the cable through holes to the backside of ceiling.
② Install the light to the clip and adjust the cable length.

Step 8

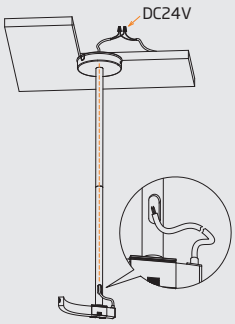

Connect the Power DC24V

Cable-exit Mounting Clip

Cable-exit Mounting Clip-Side	Cable-exit Mounting Clip-Bottom	Cable-exit Mounting Clip-Middle Side

Item Code
F15-SA/PL-SR
F15-SA/PL-SL

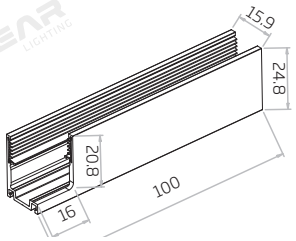



Applicable to the following products:

C-FR-F15B-HB
C-FR-F15D-HB
C-FR-F15A-HB
C-FR-F15E-HB
C-FR-F15S-HB
C-SFR-F15B-HB
C-SFR-F15D-HB
C-SFR-F15A-HB
C-SFR-F15E-HB
C-SFR-F15S-HB

Item Code
F15-SA/PL-B

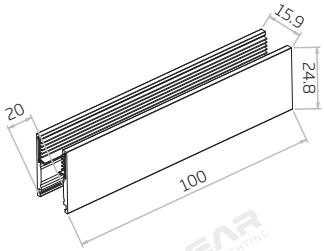

Applicable to the following products:

C-FR-F15B-HB
C-FR-F15D-HB
C-FR-F15A-HB
C-FR-F15E-HB
C-FR-F15S-HB
C-SFR-F15B-HB
C-SFR-F15D-HB
C-SFR-F15A-HB
C-SFR-F15E-HB
C-SFR-F15S-HB

Item Code
F15-SA/PL-MS

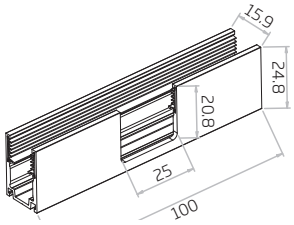

Applicable to the following products:

C-FR-F15B-HB
C-FR-F15D-HB
C-FR-F15A-HB

Warning:
Cable-exit mounting clip-middle side must be preinstalled for injection-moulded seamless middle connector as protection during transportation.

Note:
1. Applicable to single-layer injection-moulded connector with side, or bottom cable entry, whose size can be matched exactly.
2. Allow the cable to exit from gap loosely without over-bending and protect the cable joint from the damage of manipulated force in the process of installation.
3. 10cm/piece, combined with other lengths of mounting profiles to fit the equivalent light length.

Standard Packaging:

F15-HB

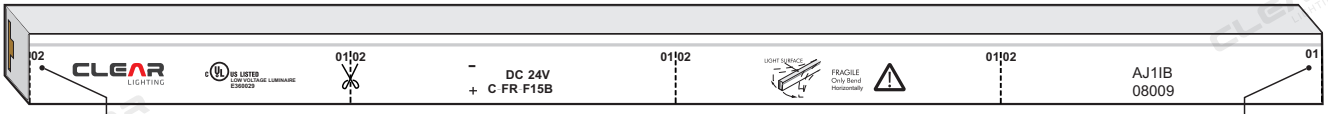

Laser marks are on the side facing to LEDs which are rolled outward in the blister plate.

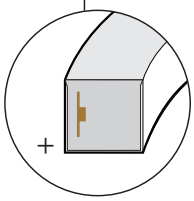

02

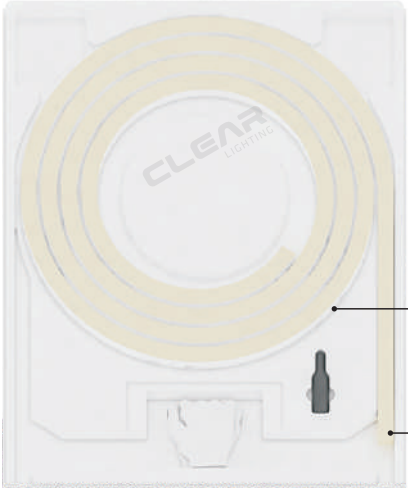

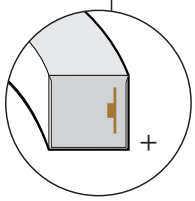

01

Unpacking

White Box Packaging

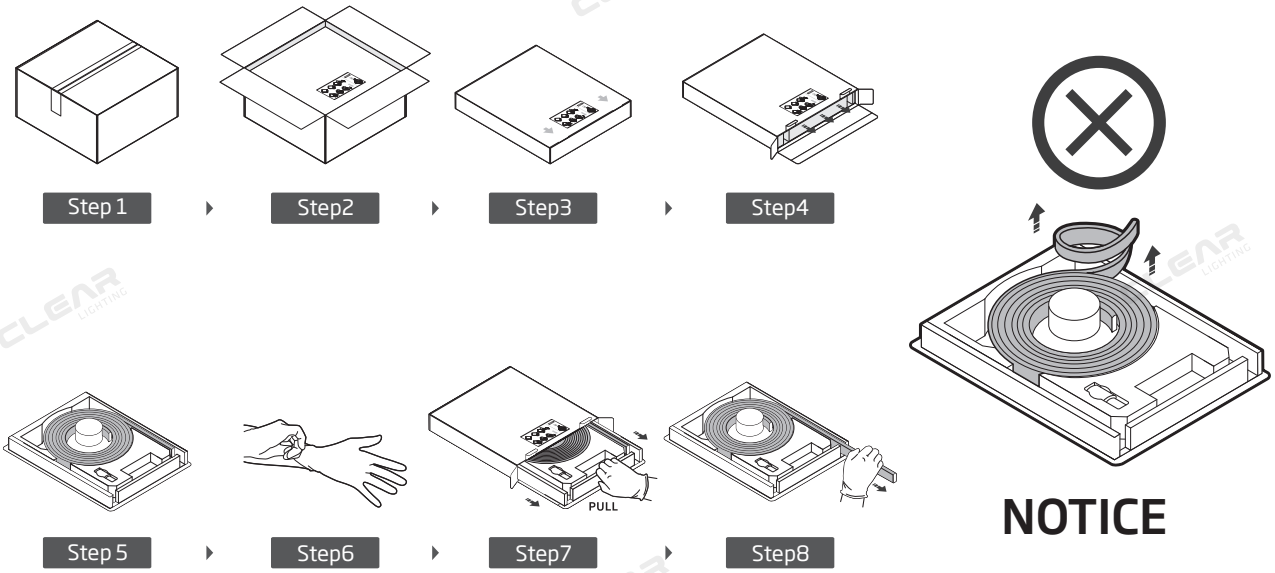

Flexglo™ F15 Mounting Profile Packaging

	Type	Profile Length(mm)	Carton Dimension(cm)	Qty(pcs)	G.W.(kg)
	Aluminum Profile	35	29.0*22.0*14.5	980	5.50
		500	55.0*12.0*12.0	32	3.50
		1000	104.0*26.5*13.2	80	13.00
		2000	206.0*19.0*12.0	50	16.80
	Flange Aluminum Profile	35	29.0*22.0*14.5	630	4.50
		500	55.0*12.0*12.0	20	3.00
		1000	104.0*26.5*13.2	48	10.00
		2000	206.0*19.0*12.0	36	14.50
	Serrated Aluminum Profile	20	29.0*22.0*14.5	1200	6.60
		500	55.0*12.0*12.0	28	8.80
		1000	104.0*26.5*13.2	64	18.00
		2000	206.0*19.0*12.0	44	24.30
	Flange Serrated Aluminum Profile	20	29.0*22.0*14. 5	728	4.50
		500	55.0*12.0*12.0	12	2.00
		1000	104.0*26. 5*13. 2	40	12.00
		2000	206.0*19.0*12.0	21	12.50
	Bendable Serrated Aluminum Profile	500	55.0*12.0*12.0	28	3.50
		1000	104.0*26. 5*13. 2	64	15.40

redi®

&

Kapego

RED GREEN BLUE WHITE 4 Color Mixing LED Inground Light

LED WAVE LENGTH

R = 620-630 nm
G = 520-530 nm
B = 460-470 nm
W = 6000K
About lens for suitable for **RGBW Mudule** type LED only

OUTER DIMENSIONS & ACCESSORIES

Unit:mm

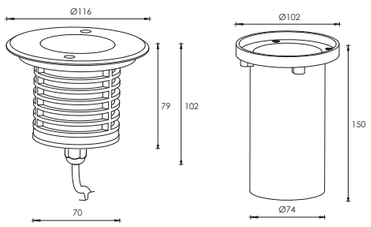

Mounting Sleeve 015#

OPTICS

A24

15°
L0115D038LK

A24

30°
L0130D038LK



MATERIAL SPECIFICATIONS

HOUSING	12# Die-casting dark grey powder coated aluminum T=60-80μm.Adhesion of ISO class 1/ASTM class 4B
FRONT RING	Hard chromeplated stainless steel SUS 316L#
LIGHT WINDOW	Step tempered glass.T=8mm
GLASS PRESSURE CAPACITY	Full area=2578kgs
LED	Prolight RGBW 4 IN1 LED
LENS	Asymmetrical optcal lens,efficiency≥85%
GASKET	Molding shaped silicone seal
LED DRIVER	Constant Voltage Input,Constant Current Output
OPERATING TEMPERATURE	-20˚C~40˚C
CABLE GLAND	IP68 PG-9 PA66
POWER CABLE	H05RN-F 5X0.5mm² L=0.5m
MOUNTING SLEEVE	ABS 015#

TECHNICAL DATA

ITEM	LIGHT SOURCE	LENS	LENS DEGREE(°)Θ1/2	INPUT VOLTAGE(V)	OPERATING CURRENT(MA)	CONSUMPTION(W)	LUMINANCE(LM)	IK
A2CD0122	1×6W RGBW 4in1	A24	30°	24V DC	338	8.1	257	07

PHOTOMETRIC CURVES



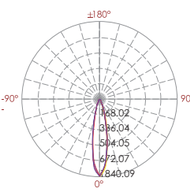

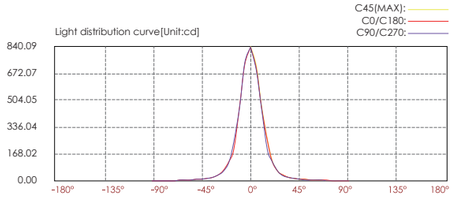

Lux distance cure

Illuminance at a distance Center beam LUX		Beam width V	Beam width H
2m	208.86 LUX	0.8m	0.8m
4m	52.21 LUX	1.5m	1.6m
6m	23.21 LUX	2.3m	2.3m
8m	13.05 LUX	3.1m	3.1m
10m	8.35 LUX	3.9m	3.9m
12m	5.80 LUX	4.6m	4.7m

Ver.Spread:21.9 Horiz.Spread:22.1

RGBW

RED GREEN BLUE WHITE 4 Color Mixing LED Inground Light

LED WAVE LENGTH

R = 620-630 nm
G = 520-530 nm
B = 460-470 nm
W = 6000K
About lens for suitable for **RGBW Mudule** type LED only

OUTER DIMENSIONS & ACCESSORIES

Unit:mm

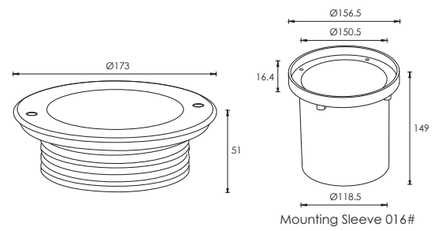

Mounting Sleeve 016#

OPTICS

A24

15°
L0115D038LK

A24

30°
L0130D038LK

MATERIAL SPECIFICATIONS

HOUSING	12# Die-casting dark grey powder coated aluminum T=60-80μm.Adhesion of ISO class 1/ASTM class 4B
FRONT RING	Hard chromeplated stainless steel SUS 316#
LIGHT WINDOW	Step tempered silver printed glass.T=8mm
GLASS PRESSURE CAPACITY	Full area=2274kgs
LED	Prolight RGBW 4 IN1 LED
LENS	Asymmetrical optcal lens,efficiency≥85%
GASKET	Molding shaped silicone seal
LED DRIVER	Constant Voltage Input,Constant Current Output
OPERATING TEMPERATURE	-20˚C~40˚C
CABLE GLAND	IP68 PG-9 PA66
POWER CABLE	H05RR-F 5X0.75mm² L=0.5m
MOUNTING SLEEVE	ABS 016#

TECHNICAL DATA

ITEM	LIGHT SOURCE	LENS	LENS DEGREE(°)Θ1/2	INPUT VOLTAGE(V)	OPERATING CURRENT(MA)	CONSUMPTION(W)	LUMINANCE(LM)	IK
A2BE0320	3×4W RGBW 4in1	A24	30°	24V DC	581	13	532	07

PHOTOMETRIC CURVES

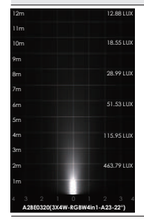

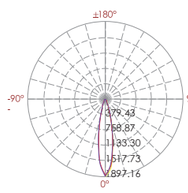

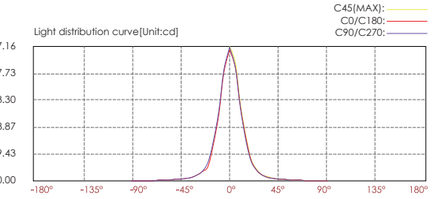

Lux distance cure

Illuminance at a distance Center beam LUX		Beam width V	Beam width H
2m	463.79 LUX	0.7m	0.7m
4m	115.95 LUX	1.5m	1.5m
6m	51.53 LUX	2.2m	2.2m
8m	28.99 LUX	3.0m	3.0m
10m	18.55 LUX	3.7m	3.7m
12m	12.88 LUX	4.5m	4.4m

Ver.Spread:21.2 Horiz.Spread:20.9

Soft light
Recessed Wooden Floor Light

D2XBR2443

D2XBS2443

LED Wave Length	Optics
R =620-630 nm G =520-530 nm B =460-470 nm W =6000K	N/A

Installation Diagram

low valtage

A:Minimum space for external driver is 48mm

Outer Dimensions

Unit:mm

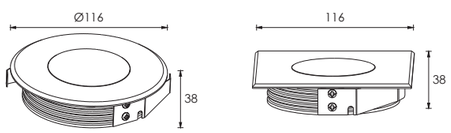

Material Specifications

Housing	12# Die-casting dark grey powder coated aluminum. T=60-80μm.Adhesion of ISO class 1/ASTM class 4B
Front ring	Hard chromeplated stainless steel SUS 316L#
Light Window	Tempered frosted step glass.T=8mm
Glass pressure capacity	Full area=3370kgs
Operating temperature	-20˚C~40˚C
Power Cable	H05RN-F 5X0.5mm² L=0.5m
Dimmable Support	**Triac PWM 1-10V Dali**



Item	Light source	Lens	The manufacturer selected lens degree(°)θ1/2	Input voltage(V)	Typical operating current(mA)	Typical consumption(W)	Typical luminance(lm)	IK rate
○ **D2XBR2443**	24×RGBW (6R 6G 6B 6W)	——	——	24V DC	R =17 B =17 G=18 W=17	1.7	6.6	08
□ **D2XBS2443**	24×RGBW (6R 6G 6B 6W)	——	——	24V DC	R =17 B =17 G=18 W=17	1.7	6.6	08



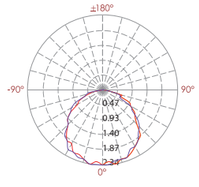

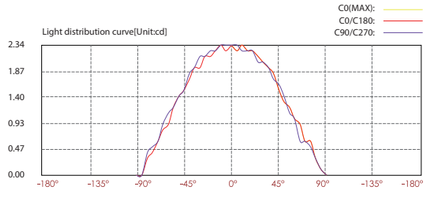

Lux distance cure

Illuminance at a distance

Center beam LUX		Beam width V	Beam width H
2m	0.58 LUX	5.90m	5.80m
4m	0.15 LUX	11.8m	11.5m
6m	0.06 LUX	17.7m	17.3m
8m	0.04 LUX	23.5m	23.1m
10m	0.02 LUX	29.4m	28.8m
12m	0.02 LUX	35.3m	34.8m

Ver.Spread:111.7 Horiz.Spread:110.5

IP67 OUTDOOR RATED RoHS COMPLIANT >3370kgs

RGBW

RED GREEN BLUE WHITE 4 Color Mixing
LED Landscape Light

LED Wave Length	Optics
R =620-630 nm G =520-530 nm B =460-470 nm W =6000K	**A24** L0115D038LK 15° L0130D038LK 30° About lens for suitable for **RGBW Mudule** type LED only

Housing Color Option

Basic	Secondary	
Sanded Dark Grey KAP 7037	Silver Resistant Paint RAL 9006	Sanded Black RAL9005

A24



15° 30°

Outer Dimensions

Unit:mm

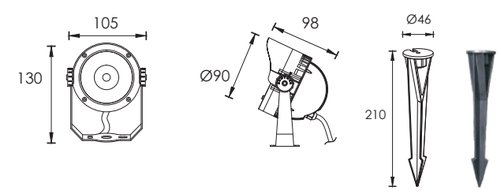

Plastic spike 5d

Material Specifications

Housing	12# Die-casting dark grey powder coated aluminum T=60-80μm.Adhesion of ISO class 1/ASTM class 4B
Light Window	Tempered glass.T=4mm
LED	Prolight RGBW 4 IN1 LED
Cable gland	IP68 PG-9 PA66
Lens	All-in-one optical lens,efficiency≥85%
Bracket	Powder coated aluminum.T=2.5mm
Gasket	Tooling shaped seal
Power Cable	H05RN-F 5X0.5mm² L=2.0m

Item	Light source	Lens	The manufacturer selected lens degree(°)θ1/2	Input voltage(V)	Typical operating current(mA)	Typical consumption(W)	Typical luminance(lm)	IK rate
A3BG0122	1×6W RGBW 4in1	A24	30°	24V DC	338	8.1	248	07



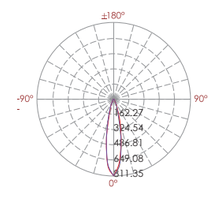

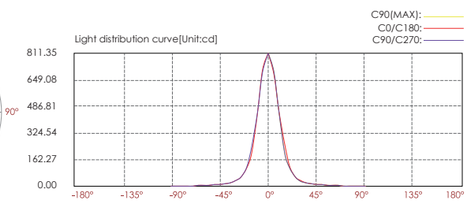

Lux distance cure

Illuminance at a distance

Center beam LUX		Beam width V	Beam width H
2m	202.79 LUX	0.8m	0.8m
4m	50.70 LUX	1.6m	1.6m
6m	22.53 LUX	2.3m	2.3m
8m	12.67 LUX	3.1m	3.1m
10m	8.11 LUX	3.9m	3.9m
12m	5.63 LUX	4.7m	4.7m

Ver.Spread:22.0 Horiz.Spread:22.0

IP66 OUTDOOR RATED RoHS COMPLIANT

RGBW

RED GREEN BLUE WHITE 4 Color Mixing LED Landscape Light

LED Wave Length

R =620-630 nm
G =520-530 nm
B =460-470 nm
W =6000K

Optics

A24
L0115D038LK 15°

L0130D038LK 30°

About lens for suitable for **RGBW Mudule** type LED only

A24



15° 30°

Outer Dimensions

Unit:mm

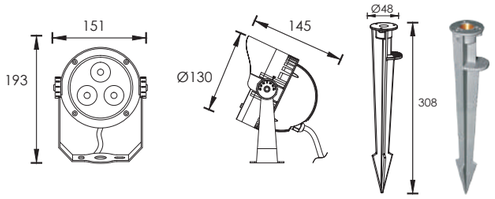

Plastic spike 6a(M18)

Material Specifications

Housing	12# Die-casting dark grey powder coated aluminum. T=60-80μm.Adhesion of ISO class 1/ASTM class 4B
Light Window	Tempered glass.T=4mm
LED	Prolight RGBW 4 IN1 LED
Cable gland	IP68 PG-9 PA66
Lens	All-in-one optical lens,efficiency≥85%
Bracket	Powder coated aluminum.T=2.5mm
Gasket	Tooling shaped seal
Power Cable	H05RN-F 5X0.5mm² L=2.0m

RGBW colorful effect released

Housing color Option

Basic	Secondary	
Sanded Dark Grey KAP 7037	Silver Resistant Paint RAL 9006	Sanded Black RAL9005

Item	Light source	Lens	The manufacturer selected lens degree(°)θ1/2	Input voltage(V)	Typical operating current(mA)	Typical consumption(W)	Typical luminance(lm)	IK rate
A3BH0320	3×4W RGBW 4in1	A24	30°	24V DC	541	13	544	07



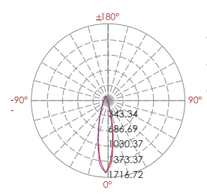

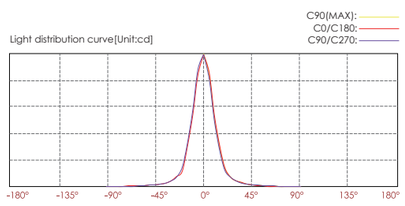

Lux distance cure

Center beam LUX	Illuminance at a distance	Beam width V	Beam width H
2m	425.18 LUX	0.8m	0.8m
4m	106.30 LUX	1.5m	1.5m
6m	47.24 LUX	2.3m	2.3m
8m	26.57 LUX	3.0m	3.1m
10m	17.01 LUX	3.8m	3.8m
12m	11.81 LUX	4.6m	4.6m

Ver.Spread:21.6 Horiz.Spread:21.7

RED GREEN BLUE WHITE 4 Color Mixing LED Landscape Light

LED Wave Length

R =620-630 nm
G =520-530 nm
B =460-470 nm
W =6000K

Optics

A24
L0115D038LK 15°

L0130D038LK 30°

About lens for suitable for **RGBW Mudule** type LED only

A24

15° 30°

Outer Dimensions

Unit:mm

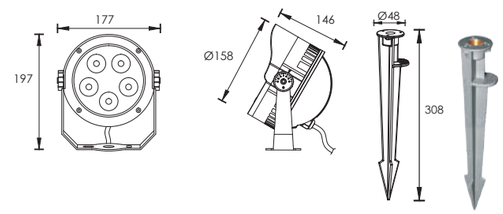

Plastic spike 6a(M18)

Material Specifications

Housing	12# Die-casting dark grey powder coated aluminum. T=60-80μm.Adhesion of ISO class 1/ASTM class 4B
Light Window	Tempered glass.T=4mm
LED	Prolight RGBW 4 IN1 LED
Cable gland	IP68 PG-9 PA66
Lens	All-in-one optical lens,efficiency≥85%
Bracket	Powder coated aluminum.T=2.5mm
Gasket	Tooling shaped seal
Power Cable	H05RN-F 5X0.5mm² L=2.0m

RGBW colorful effect released

Housing color Option

Basic	Secondary	
Sanded Dark Grey KAP 7037	Silver Resistant Paint RAL 9006	Sanded Black RAL9005

Item	Light source	Lens	The manufacturer selected lens degree(°)θ1/2	Input voltage(V)	Typical operating current(mA)	Typical consumption(W)	Typical luminance(lm)	IK rate
A3BI0520	5×4W RGBW 4in1	A24	30°	24V DC	1400	33.6	944	07

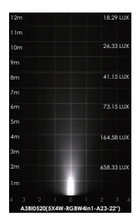

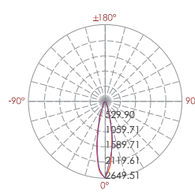

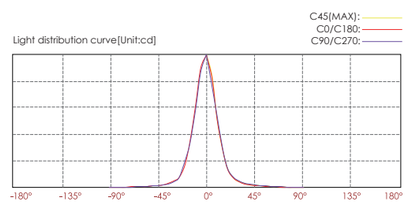

Lux distance cure

Center beam LUX	Illuminance at a distance	Beam width V	Beam width H
2m	658.33 LUX	0.8m	0.8m
4m	164.58 LUX	1.6m	1.6m
6m	73.15 LUX	2.4m	2.4m
8m	41.15 LUX	3.2m	3.2m
10m	26.33 LUX	4.0m	4.0m
12m	18.29 LUX	4.7m	4.7m

Ver.Spread:22.4 Horiz.Spread:22.4

RGBW

RED GREEN BLUE WHITE 4 Color Mixing LED Landscape Light

LED Wave Length

R =620-630 nm
G =520-530 nm
B =460-470 nm
W =6000K

Optics

A24
L0115D038LK 15°

L0130D038LK 30°

About lens for suitable for **RGBW Mudule** type LED only

A24

15° 30°

Outer Dimensions

Unit:mm

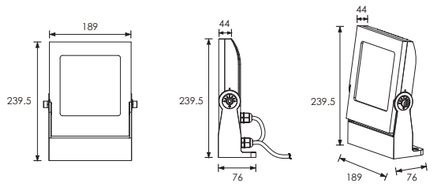

Material Specifications

Housing	12# Die-casting dark grey powder coated aluminum. T=60-80μm.Adhesion of ISO class 1/ASTM class 4B
Light Window	Tempered glass.T=4mm
LED	Prolight RGBW 4 IN1 LED
Cable gland	IP68 PG-9 PA66
Lens	All-in-one optical lens,efficiency≥85%
Bracket	Powder coated aluminum
Gasket	Tooling shaped seal
Power Cable	H05RN-F 5X0.5mm² L=2.0m

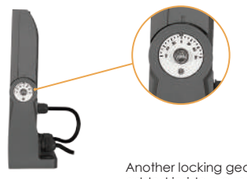

Side view

Another locking gear added inside,prevent any angle change from strong wind.

Housing color Option

Basic	Secondary	
Sanded Dark Grey KAP 7037	Silver Resistant Paint RAL 9006	Sanded Black RAL9005

Item	Light source	Lens	The manufacturer selected lens degree(°)θ1/2	Input voltage(V)	Typical operating current(mA)	Typical consumption(W)	Typical luminance(lm)	IK rate
A3PFM0620	6×4W RGBW 4in1	A24	30°	24V DC	R=299 B=350 G=352 W=349	32	1000	08



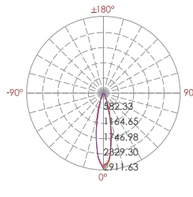

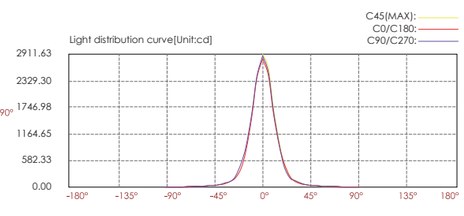

Lux distance cure

Illuminance at a distance		Beam width V	Beam width H
2m	701.59 LUX	0.8m	0.8m
4m	175.40 LUX	1.6m	1.6m
6m	77.95 LUX	2.4m	2.3m
8m	43.85 LUX	3.2m	3.1m
10m	28.06 LUX	4.0m	3.9m
12m	19.49 LUX	4.9m	4.7m

Ver.Spread:22.9 Horiz.Spread:22.1

RGBW

RED GREEN BLUE WHITE 4 Color Mixing LED Landscape Light

LED Wave Length

R =620-630 nm
G =520-530 nm
B =460-470 nm
W =6000K

Optics

A24
L0115D038LK 15°

L0130D038LK 30°

About lens for suitable for **RGBW Mudule** type LED only

A24



15° 30°

Outer Dimensions

Unit:mm

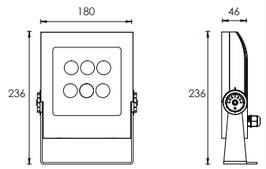

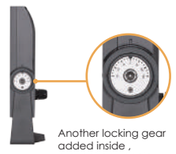

Another locking gear added inside , prevent any angle change from strong wind.

Material Specifications

Housing	12# Die-casting dark grey powder coated aluminum. T=60-80μm.Adhesion of ISO class 1/ASTM class 4B
Light Window	Tempered glass.T=4mm
LED	Prolight RGBW 4 IN1 LED
Cable gland	IP68 PG-9 PA66
Lens	All-in-one optical lens,efficiency≥85%
Bracket	Powder coated aluminum
Gasket	Tooling shaped seal
Power Cable	H05RN-F 5X0.5mm² L=2.0m

Housing color Option

Basic	Secondary	
Sanded Dark Grey KAP 7037	Silver Resistant Paint RAL 9006	Sanded Black RAL9005

Spike--
Optional Accessory
Plastic spike 7E

Item	Light source	Lens	The manufacturer selected lens degree(°)θ1/2	Input voltage(V)	Typical operating current(mA)	Typical consumption(W)	Typical luminance(lm)	IK rate
A3PB0620 B	6×4W RGBW 4in1	A24	30°	24V DC	R=299 B=350 G=352 W=349	32	1000	08



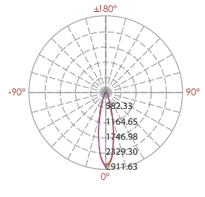

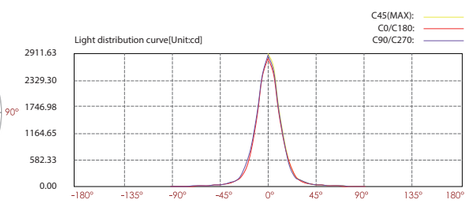

Lux distance cure

Illuminance at a distance		Beam width V	Beam width H
2m	701.59 LUX	0.8m	0.8m
4m	175.40 LUX	1.6m	1.6m
6m	77.95 LUX	2.4m	2.3m
8m	43.85 LUX	3.2m	3.1m
10m	28.06 LUX	4.0m	3.9m
12m	19.49 LUX	4.9m	4.7m

Ver.Spread:22.9 Horiz.Spread:22.1

RGBW

RED GREEN BLUE WHITE 4 Color in 1
LED Mixing Linear Wall Washer
4 Colors in one LED Solution

A6FA1220 A

A6FA0620 A

LED Wave Length

R =620-630 nm
G =520-530 nm
B =460-470 nm
W =6000K

Optics

A24
L0115D038LK 15°

L0130D038LK 30°

About lens for suitable for
RGBW Mudule type LED only

Adjustable beam direction

A24

15°

30°



Air Valve



Outer Dimensions

Unit:mm

Low voltage input (24VDC)

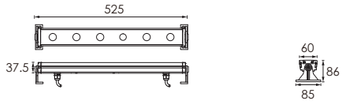

A6FA0620 A

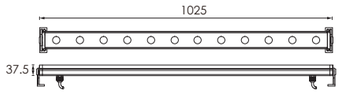

A6FA1220 A

Material Specifications

Housing	Extruded aluminum,poder coated
Lens	Optical lens, efficiency≥85%
Light Window	Step tempered glass.T=3mm
Cable gland	IP68 PG-13.5 PA66
Gasket	Glass and housing are silicone sealed
LED	Prolight RGBW 4 IN1 LED
Operating temperature	-20˚C~40˚C
Bracket	12# Die-casting powder coated aluminum
Power Cable	Input : waterproof plug connector Output: waterproof socket connector 2XH07RN-F 5X1.0mm² L=0.25m

Low voltage input (24VDC) power cord model

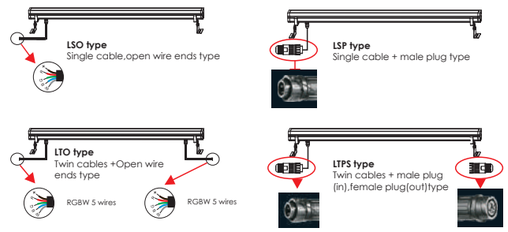

Item	Light source	Lens	The manufacturer selected lens degree(°)θ1/2	Length L=(mm)	Input voltage(V)	Typical operating current(mA)	Typical consumption(W)	Typical luminance(lm)	IK rate
A6FA0620 A	6×6W RGBW 4in1	A24	15°	525	24V DC	R= 500 B=500 G=500 W=500	48	1755	05
A6FA1220 A	12×6W RGBW 4in1	A24	15°	1025	24V DC	R= 1000 B=1000 G=1000 W=1000	96	3523	05

A6FA1220 A

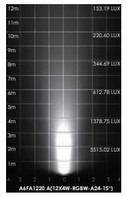

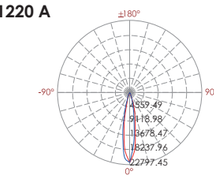

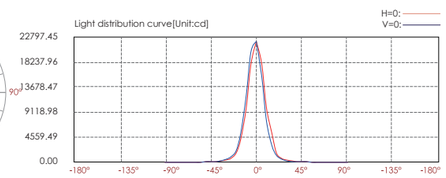

Lux distance cure

	Illuminance at a distance Center beam LUX	Beam width V	Beam width H
2m	5515.02 LUX	0.7m	0.7m
4m	1378.75 LUX	1.3m	1.3m
6m	612.78 LUX	2.0m	2.0m
8m	344.69 LUX	2.6m	2.6m
10m	220.60 LUX	3.3m	3.3m
12m	153.19 LUX	3.9m	4.0m

Ver.Spread:18.7 Horiz.Spread:18.8

Recessed RGBW LED Inground Light



LED WAVE LENGTH

- R = 620-630 nm
- G = 520-530 nm
- B = 460-470 nm
- W = 6000K

OPTICS

B49

20°
L0120D023KP

30°
L0130D023KP

MATERIAL SPECIFICATIONS

HOUSING	12# Die-casting grey powder coated aluminum T=60-80μm Adhesion of ISO class 1/ASTM class 4B
FRONT RING	Hard chromeplated stainless steel SUS 316L#
LIGHT WINDOW	Step tempered glass.T=8mm
GLASS PRESSURE CAPACITY	Full area=2578kgs
CABLE GLAND	IP68 PG-9 PA66
PCB	Excellent heat conductivity aluminum, coefficientof heat Conductivity≥2.0w/mk
LED	SMD 3535 4 IN 1 LED
LENS	Optical lens.efficiency≥85%
OPERATING TEMPERATURE	-20˚C~40˚C
POWER CABLE	H05RR-F 5X0.75mm² L=0.5m
MOUNTING SLEEVE	ABS 015#

OUTER DIMENSIONS & ACCESSORIES

Unit:mm

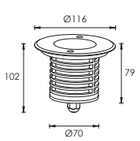

FB2CDR0319

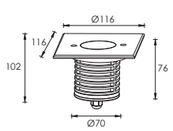

FB2CDS0319

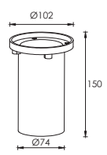

Mounting Sleeve 015#

OPTIONAL HONEYCOMB LOUVER

Product Overview

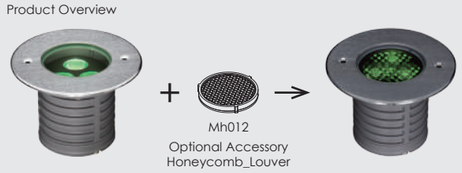

TECHNICAL DATA

ITEM	LIGHT SOURCE	LENS	LENS DEGREE(°)Θ1/2	INPUT VOLTAGE(V)	OPERATING CURRENT(MA)	CONSUMPTION(W)	LUMINANCE(LM)	IK
FB2CDR0319	3×3W RGBW 4in1 Full color	B49	30°	24V DC	441	10.6	437	09
FB2CDS0319	3×3W RGBW 4in1 Full color	B49	30°	24V DC	441	10.6	437	09

PHOTOMETRIC CURVES

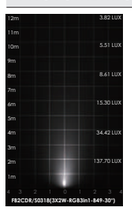

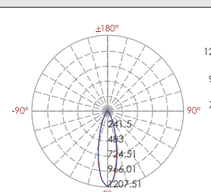

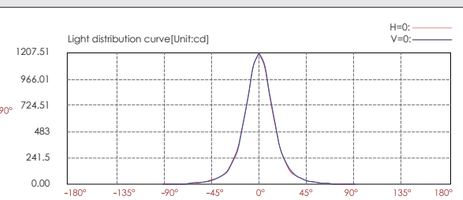

Lux distance cure

Illuminance at a distance

Center beam LUX		Beam width V	Beam width H
2m	299.62 LUX	1.0m	1.0m
4m	74.9 LUX	2.0m	2.0m
6m	33.29 LUX	3.0m	3.0m
8m	18.73 LUX	4.0m	4.0m
10m	11.98 LUX	4.9m	5.0m
12m	8.32 LUX	5.9m	6.0m

Ver.Spread:27.8 Horiz.Spread:27.9

Recessed RGBW LED Inground Light



LED WAVE LENGTH

- R = 620-630 nm
- G = 520-530 nm
- B = 460-470 nm
- W = 6000K

OPTICS

B49

20°
L0120D023KP

30°
L0130D023KP

MATERIAL SPECIFICATIONS

HOUSING	12# Die-casting grey powder coated aluminum T=60-80μm Adhesion of ISO class 1/ASTM class 4B
WATERPROOF	Molding shaped silicone seal
FRONT RING	Hard chromeplated stainless steel SUS 316L#
LIGHT WINDOW	Step tempered glass.T=8mm
GLASS PRESSURE CAPACITY	Full area=2274 kgs
CABLE GLAND	IP68 PG-9 PA66
GASKET	Silicone seal
LED	SMD 5050 RGBW 4 IN 1LED
LENS	Optical lens.efficiency≥85%
LED DRIVER	Constant Voltage Input,Constant Current Output
OPERATING TEMPERATURE	-20˚C~40˚C
POWER CABLE	H05RR-F 5X0.75mm² L=0.5m
MOUNTING SLEEVE	ABS 057#

OUTER DIMENSIONS & ACCESSORIES

Unit:mm

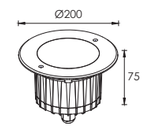

FB2VAR0621

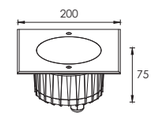

FB2VAS0619

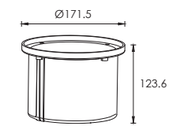

057# Mounting Sleeve

TECHNICAL DATA

ITEM	LIGHT SOURCE	LENS	LENS DEGREE(°)Θ1/2	INPUT VOLTAGE(V)	OPERATING CURRENT(MA)	CONSUMPTION(W)	LUMINANCE(LM)	IK
FB2VAR0621	6×5W RGBW 4in1 Full color	B49	30°	24V DC	1504	36.1	1504	09
FB2VAS0621	6×5W RGBW 4in1 Full color	B49	30°	24V DC	1504	36.1	1504	09

PHOTOMETRIC CURVES



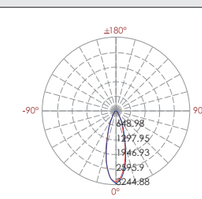

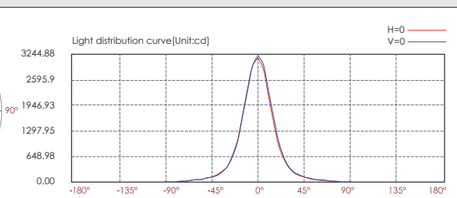

Lux distance cure

Illuminance at a distance

Center beam LUX		Beam width V	Beam width H
2m	786.04 LUX	1.1m	1.1m
4m	196.51 LUX	2.1m	2.2m
6m	87.34 LUX	3.2m	3.2m
8m	49.13 LUX	4.2m	4.3m
10m	31.44 LUX	5.3m	5.4m
12m	21.83 LUX	6.3m	6.5m

Ver.Spread:29.5 Horiz.Spread:30.3

RGBW

Recessed RGBW LED strip inground light



OPTICS

B48

30°
L0130D020KP

LED WAVE LENGTH

- R = 620-630 nm
- G = 520-530 nm
- B = 460-470 nm
- W = 6000K

OUTER DIMENSIONS & ACCESSORIES

Unit:mm

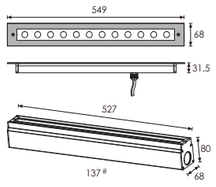

Mounting Sleeve137#

B2RLB1219

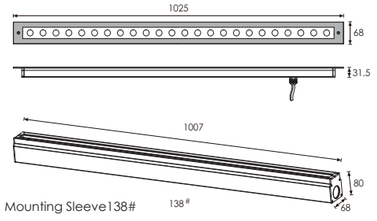

Mounting Sleeve138#

B2RLB2419

MATERIAL SPECIFICATIONS

HOUSING	Extruded aluminum, powder coated
FRONT COVER	Hard chromeplated stainess steel SUS 316L
LIGHT WINDOW	Tempered glass.T=6mm
LED	SMD3535 4 IN 1 LED
LENS	Optical lens.efficiency≥85%
CABLE GLAND	IP68 PG-9 PA66
GASKET	Glass and housing are silicone sealed
OPERATING TEMPERATURE	-20˚C~40˚C
POWER CABLE	H05RR-F 5x0.75mm² L=0.5m
MOUNTING SLEEVE	Powder Coated Aluminum 138#

TECHNICAL DATA

ITEM	LIGHT SOURCE	LENS	LENGTH(MM)	LENS DEGREE(°)Θ1/2	INPUT VOLTAGE(V)	OPERATING CURRENT(MA)	CONSUMPTION(W)	LUMINANCE(LM)	IK
B2RLB1219	12×2W RGBW 4in1 Full Color	B48	549	30°	24V DC	1020	24.5	1114	07
B2RLB2419	24×2W RGBW 4in1 Full Color	B48	1025	30°	24V DC	2008	48.2	2162	07

PHOTOMETRIC CURVES



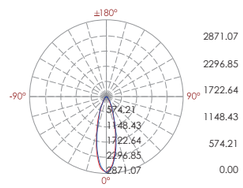

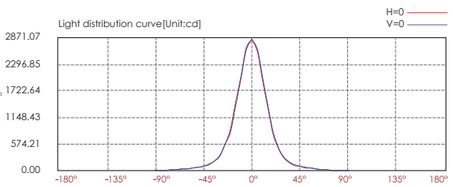

Lux distance cure

	Illuminance at a distance Center beam LUX	Beam width V	Beam width H
2m	707.38 LUX	1.0m	1.0m
4m	176.85 LUX	2.1m	2.1m
6m	78.6 LUX	3.1m	3.1m
8m	44.21 LUX	4.2m	4.1m
10m	28.3 LUX	5.2m	5.2m
12m	19.65 LUX	6.2m	6.2m

Ver.Spread:29.2 Horiz.Spread:29



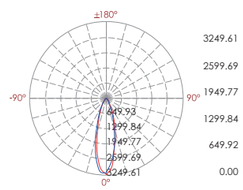

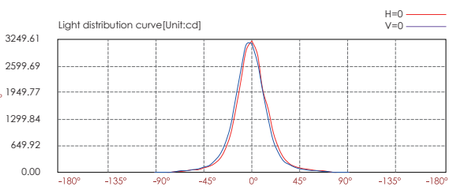

Lux distance cure

	Illuminance at a distance Center beam LUX	Beam width V	Beam width H
2m	787.31 LUX	1.0m	1.0m
4m	196.83 LUX	2.0m	2.1m
6m	87.48 LUX	3.0m	3.1m
8m	49.21 LUX	4.0m	4.1m
10m	31.49 LUX	5.0m	5.2m
12m	21.87 LUX	6.1m	6.2m

Ver.Spread:28.3 Horiz.Spread:28.9

IP67 OUTDOOR RATED

Recessed RGBW LED Linear Inground Light

LED WAVE LENGTH

• R = 620-630 nm • G = 520-530 nm • B = 460-470 nm
• W = 6000K

OPTICS

B48

30°
L0130D020KP

OUTER DIMENSIONS & ACCESSORIES

Unit:mm

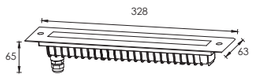

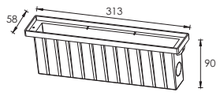

Mounting sleeve 077#

MATERIAL SPECIFICATIONS

HOUSING	12# Die-casting dark grey powder coated aluminum.T=60-80μm
FRONT COVER	Hard chromeplated stainless steel SUS 316L#
LIGHT WINDOW	Step tempered glass.T=8mm
LED	SMD3535 4 IN 1 LED
CABLE GLAND	IP68 PG-9 PA66
GLASS PRESSURE CAPACITY	Full area=3251kgs
GASKET	Molding shaped silicone seal
PCB	Excellent heat conduvtivity aluminum, coefficient of heat Conductivity≥2.0w/mk
LED DRIVER	Constant Voltage Input,Constant Current Output
OPERATING TEMPERATURE	-20˚C~40˚C
POWER CABLE	H05RR-F 5X0.75mm² L=0.5m
MOUNTING SLEEVE	ABS 077#

MOUNTING SLEEVE CHARACTERISTIC

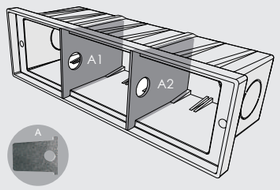

•The above picture – the supporting plate "A1" and "A2" are used for preventing deformation of the sleeve during the construction installation process.

•Please remove the supporting plate "A1" and "A2" from the mounting sleeve before the lamp installation.

TECHNICAL DATA

ITEM	LIGHT SOURCE	LENS	LENS DEGREE(°)Θ1/2	WEIGHT (KG)	INPUT VOLTAGE(V)	OPERATING CURRENT(MA)	CONSUMPTION(W)	LUMINANCE(LM)	IK
B2FL0619	6×2W RGBW 4in1 Full color	B48	30 °	1.6	24V DC	513	12.3	528	08

PHOTOMETRIC CURVES

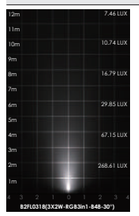

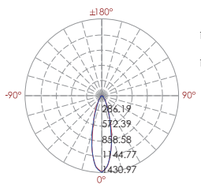

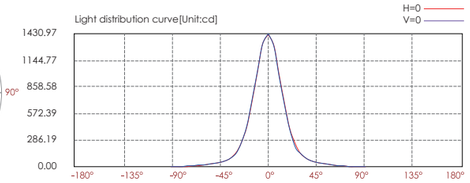

Lux distance cure

	Illuminance at a distance Center beam LUX	Beam width V	Beam width H
2m	356.47 LUX	1.0m	1.0m
4m	89.12 LUX	2.1m	2.1m
6m	39.61 LUX	3.1m	3.1m
8m	22.28 LUX	4.1m	4.1m
10m	14.26 LUX	5.1m	5.1m
12m	9.9 LUX	6.2m	6.2m

Ver.Spread:28.9 Horiz.Spread:28.9

IP67 OUTDOOR RATED RoHS COMPLIANT CE >3251kgs GLASS PRESSURE CAPACITY RGBW 5C TYPE

RGBW

RGBW LED Landscape Light

LED WAVE LENGTH

• R = 620-630 nm • G = 520-530 nm • B = 460-470 nm
• W = 6000K

OPTICS

B49

20°
L0120D023KP

30°
L0130D023KP

OUTER DIMENSIONS & ACCESSORIES

Unit:mm

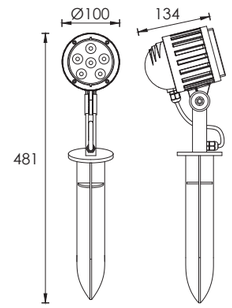

MATERIAL SPECIFICATIONS

HOUSING	12# Die-casting dark grey powder coated aluminum T=60-80μm.Adhesion of ISO class 1/ASTM class 4B
LENS	All-in-one optical lens,efficiency≥85%
LIGHT WINDOW	Tempered glass.T=4mm
CABLE GLAND	IP68 PG-9 PVC copper and nicket coated
GASKET	Molding shaped silicone double seal
LED	SMD3535 RGBW 4 IN 1 LED
PCB	Excellent heat conductivity aluminum,coefficient of heat Conductivity≥2.0w/mk
LED DRIVER	Constant Voltage Input,Constant Current Output
OPERATING TEMPERATURE	-20˚C~40˚C
POWER CABLE	H05RR-F 5X0.75mm² L=2.0m
SPIKE	ABS spike 7A
BRACKET	Powder coated die-casting aluminum

ADJUSTABLE BEAM DIRECTION

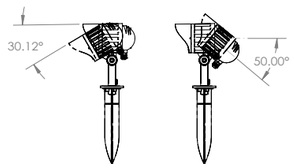

HOUSING COLOR OPTION

Basic

3001# Optional hood

Secondary

Sanded Dark Grey
KAP 7037

Sanded Black
RAL 9005

TECHNICAL DATA

ITEM	LIGHT SOURCE	LENS	LENS DEGREE(°)Θ1/2	INPUT VOLTAGE(V)	OPERATING CURRENT(MA)	CONSUMPTION(W)	LUMINANCE(LM)	IK
FB3BQB0619	6×3W	B49	30°	24V DC	933	22.4	657	05

PHOTOMETRIC CURVES



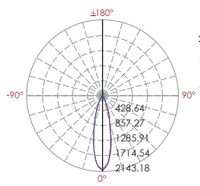

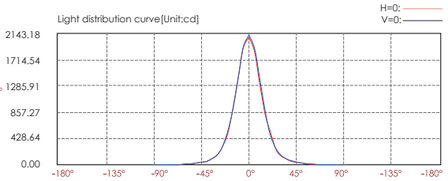

Lux distance cure

	Illuminance at a distance Center beam LUX	Beam width V	Beam width H
2m	517.73 LUX	0.9m	0.9m
4m	129.43 LUX	1.9m	1.9m
6m	57.53 LUX	2.8m	2.8m
8m	32.36 LUX	3.7m	3.8m
10m	20.71 LUX	4.6m	4.7m
12m	14.38 LUX	5.6m	5.7m

Ver.Spread:26.1 Horiz.Spread:26.7

IP67 OUTDOOR RATED RoHS COMPLIANT CE RGBW 5C TYPE

Architectural & Landscape RGBW LED Spot Light

OPTICS

B49

20°
L0120D023KP

30°
L0130D023KP

LED WAVE LENGTH

- R = 620-630 nm
- G = 520-530 nm
- B = 460-470 nm
- W = 6000K

MATERIAL SPECIFICATIONS

HOUSING	12# Die-casting dark grey powder coated aluminum. T=60-80μm.Adhesion of ISO class 1/ASTM class 4B
LENS	All-in-one optical lens,efficiency≥85%
LIGHT WINDOW	Tempered glass.T=4mm
CABLE GLAND	IP68 PG-9 PA66
GASKET	Tooling shaped seal
BRACKET	Powder coated aluminum
POWER CABLE	H05RR-F 5X0.75mm^2 L=2.0m(low voltage)

OUTER DIMENSIONS & ACCESSORIES

Unit:mm

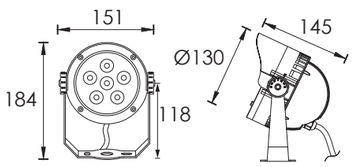

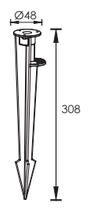

Spike 6a(M18)

HOUSING COLOR OPTION

Basic

Sanded Dark Grey
KAP 7037

Secondary

Silver Grey
KAP 9022

Sanded Black
RAL9005

TECHNICAL DATA

ITEM	LIGHT SOURCE	LENS	LENS DEGREE(°)Θ1/2	INPUT VOLTAGE(V)	OPERATING CURRENT(MA)	CONSUMPTION(W)	LUMINANCE(LM)	IK
FB3BH0619	6×3W RGBW 4in1 Full color	B49	30°	24V DC	954	22.9	782	08

PHOTOMETRIC CURVES

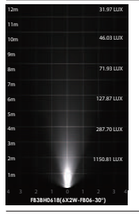

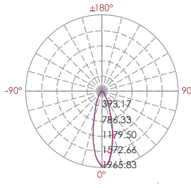

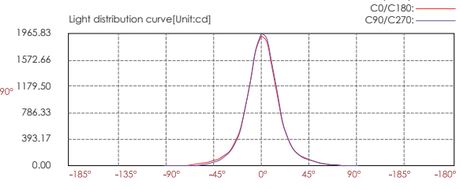

Lux distance cure

	Illuminance at a distance Center beam LUX	Beam width V	Beam width H
2m	481.25 LUX	1.0m	1.0m
4m	120.31 LUX	2.1m	2.1m
6m	53.47 LUX	3.1m	3.1m
8m	30.08 LUX	4.1m	4.2m
10m	19.25 LUX	5.1m	5.2m
12m	13.37 LUX	6.2m	6.2m

Ver.Spread:28.9 Horiz.Spread:29.2

RGBW

Architectural & Landscape RGBW LED Spot Light

OPTICS

B49

20°
L0120D023KP

30°
L0130D023KP

LED WAVE LENGTH

- R = 620-630 nm
- G = 520-530 nm
- B = 460-470 nm
- W = 6000K

MATERIAL SPECIFICATIONS

HOUSING	12# Die-casting dark grey powder coated aluminum T=60-80μm.Adhesion of ISO class 1/ASTM class 4B
LENS	All-in-one optical lens,efficiency≥85%
LIGHT WINDOW	Tempered glass.T=4mm
CABLE GLAND	IP68 PG-9 PA66
GASKET	Tooling shaped seal
BRACKET	Powder coated aluminum
POWER CABLE	H05RR-F 5X0.75mm^2 L=2.0m(low voltage)

OUTER DIMENSIONS & ACCESSORIES

Unit:mm

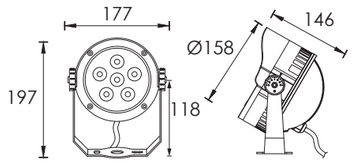

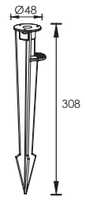

Plastic Spike 6a(M18)

HOUSING COLOR OPTION

Basic

Sanded Dark Grey
KAP 7037

Secondary

Silver Grey
KAP 9022

Sanded Black
RAL9005

TECHNICAL DATA

ITEM	LIGHT SOURCE	LENS	LENS DEGREE(°)Θ1/2	INPUT VOLTAGE(V)	OPERATING CURRENT(MA)	CONSUMPTION(W)	LUMINANCE(LM)	IK
FB3BI0621	6×5W RGBW 4in1 Full color	B49	30°	24V DC	1512	36.3	1348	08

PHOTOMETRIC CURVES



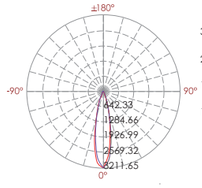

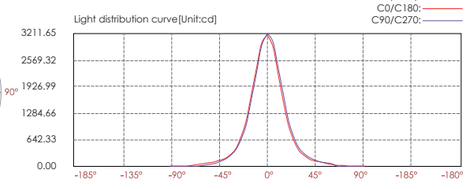

Lux distance cure

	Illuminance at a distance Center beam LUX	Beam width V	Beam width H
2m	793.57 LUX	1.1m	1.1m
4m	198.39 LUX	2.1m	2.2m
6m	88.17 LUX	3.2m	3.2m
8m	49.6 LUX	4.3m	4.3m
10m	31.74 LUX	5.3m	5.4m
12m	22.04 LUX	6.4m	6.5m

Ver.Spread:29.9 Horiz.Spread:30.2

Architectural & Landscape RGBW LED Spot Light

OPTICS

B49

20°
L0120D023KP

30°
L0130D023KP

LED WAVE LENGTH

- R = 620-630 nm
- G = 520-530 nm
- B = 460-470 nm
- W = 6000K

OUTER DIMENSIONS & ACCESSORIES

Unit:mm

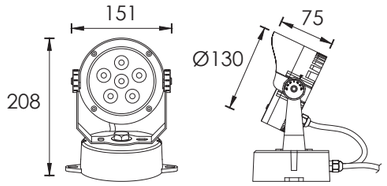

MATERIAL SPECIFICATIONS

HOUSING	12# Die-casting dark grey powder coated aluminum T=60-80μm.Adhesion of ISO class 1/ASTM class 4B
LENS	All-in-one optical lens,efficiency≥85%
LIGHT WINDOW	Tempered glass.T=4mm
CABLE GLAND	IP68 PG-9 PA66
LED	SMD3535 RGBW 4 IN1LED
GASKET	Tooling shaped seal
BRACKET	Steel aluminum
POWER CABLE	H05RR-F 5X0.75mm^2 L=2.0m

HOUSING COLOR OPTION

Basic

Sanded Dark Grey
KAP 7037

Secondary

Silver Resistant Paint
RAL 9006

Sanded Black
RAL9005

TECHNICAL DATA

ITEM	LIGHT SOURCE	LENS	LENS DEGREE(°)Θ1/2	INPUT VOLTAGE(V)	OPERATING CURRENT(MA)	CONSUMPTION(W)	LUMINANCE(LM)	IK
FB3BCM0619	6×3W RGBW 4in1 Full color	B49	30 °	24V DC	954	22.9	782	08

PHOTOMETRIC CURVES

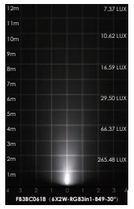

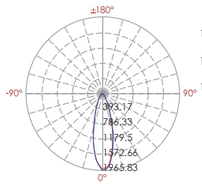

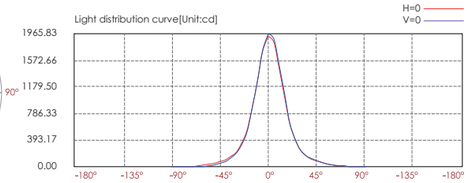

Lux distance cure

Illuminance at a distance

	Center beam LUX	Beam width V	Beam width H
2m	481.25 LUX	1.0m	1.0m
4m	120.31 LUX	2.1m	2.1m
6m	53.47 LUX	3.1m	3.1m
8m	30.08 LUX	4.1m	4.2m
10m	19.25 LUX	5.1m	5.2m
12m	13.37 LUX	6.2m	6.2m

Ver.Spread:28.9 Horiz.Spread:29.2

RGBW

Architectural & Landscape
RGBW LED Spot Light

LED WAVE LENGTH

• R = 620-630 nm • G = 520-530 nm • B = 460-470 nm
• W = 6000K

OPTICS

B48

30°
L0130D020KP

OUTER DIMENSIONS & ACCESSORIES

Unit:mm

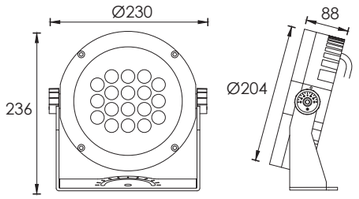

MATERIAL SPECIFICATIONS

HOUSING	12# Die-casting dark grey powder coated aluminum T=60-80μm.Adhesion of ISO class 1/ASTM class 4B
LIGHT WINDOW	Tempered glass.T=4mm
CABLE GLAND	Copper and nickel coated
LENS	Optical lens,efficiency≥85%
LED	SMD3535 RGBW 4 IN 1 LED
BRACKET	Powder coated aluminum.T=2.5mm
OPERATING TEMPERATURE	-20˚C~40˚C
POWER CABLE	H05RN-F 4X0.75mm^2 L=2.0m

HOUSING COLOR OPTION

Basic

Sanded Dark Grey
KAP 7037

Secondary

Silver Resistant Paint
RAL 9006

Sanded Black
RAL9005

Heat radiation structure

High Precision Gear
Vertical Rotation System

TECHNICAL DATA

ITEM	LIGHT SOURCE	LENS	LENS DEGREE(°)Θ1/2	INPUT VOLTAGE(V)	OPERATING CURRENT(MA)	CONSUMPTION(W)	LUMINANCE(LM)	IK
B3BB1819	18×3W RGBW 4in1 Full color	B48	30°	24V DC	2816	67.6	2390	09

PHOTOMETRIC CURVES



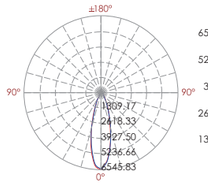

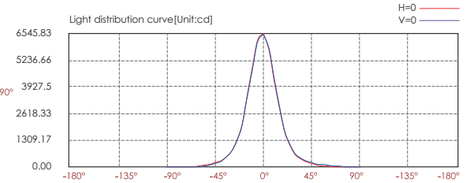

Lux distance cure

Illuminance at a distance

	Center beam LUX	Beam width V	Beam width H
2m	1636.46 LUX	1.0m	1.0m
4m	409.11 LUX	2.1m	2.1m
6m	181.83 LUX	3.1m	3.1m
8m	102.28 LUX	4.1m	4.1m
10m	65.46 LUX	5.1m	5.1m
12m	45.46 LUX	6.2m	6.2m

Ver.Spread:28.8 Horiz.Spread:28.9

IP66 OUTDOOR RATED

RGBW

RGBW

Architectural & Landscape RGBW LED Spot Light

OUTER DIMENSIONS & ACCESSORIES

Unit:mm

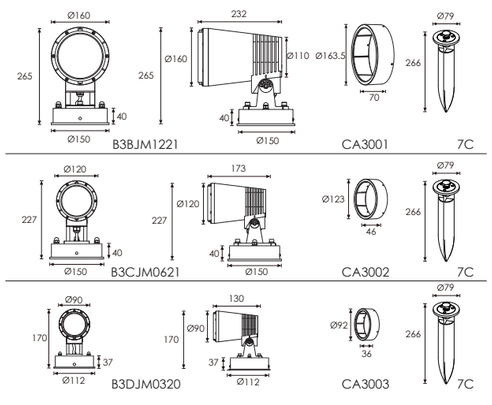

ADJUSTABLE BEAM DIRECTION

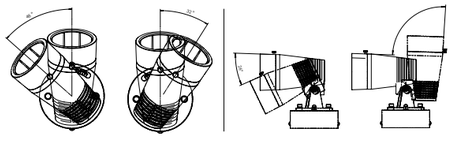

LED WAVE LENGTH

- R = 620-630 nm
- G = 520-530 nm
- B = 460-470 nm
- W = 6000K

OPTICS

B49

20°
L0120D023KP

30°
L0130D023KP

MATERIAL SPECIFICATIONS

HOUSING	12# Die-casting dark grey powder coated aluminum T=60-80μm.Adhesion of ISO class 1/ASTM class 4B
LIGHT WINDOW	Tempered glass.T=3mm
LED	SMD 5050 RGBW 4 IN 1(3BJ/3DJ/3CJ)
LED DRIVER	Constant Voltage Input,Constant Current Output
CABLE GLAND	IP68 PG-9 PA66
GASKET	Tooling shaped seal
POWER CABLE	H05RR-F 5X0.75mm^2 L=0.3m (low voltage)

IP66 OUTDOOR RATED

HOUSING COLOR OPTION

Basic

Sanded Dark Grey
KAP 7037

Secondary

Silver Grey
KAP 9022

Sanded Black
RAL 9005

Sanded white
RAL 9003

TECHNICAL DATA

ITEM	LIGHT SOURCE	LENS	LENS DEGREE(°)Θ1/2	INPUT VOLTAGE(V)	OPERATING CURRENT(MA)	CONSUMPTION(W)	LUMINANCE(LM)	IK
B3BJM1221	12x5W RGBW 4in1	B49	30°	24V DC	2912	70	2054	06
B3CJM0621	6×5W RGBW 4in1	B49	30°	24V DC	1504	36.1	1242	06
B3DJM0320	3×4W RGBW 4in1	B49	30°	24V DC	566	13.6	575	06

PHOTOMETRIC CURVES

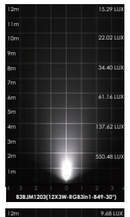

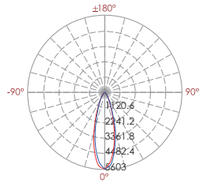

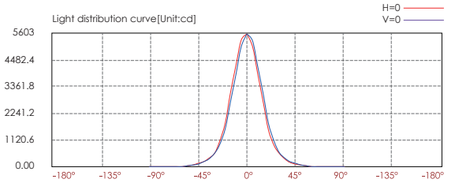

Lux distance cure

Illuminance at a distance

	Center beam LUX	Beam width V	Beam width H
2m	1393.74 LUX	1.1m	1.1m
4m	348.44 LUX	2.2m	2.2m
6m	154.86 LUX	3.3m	3.3m
8m	87.11 LUX	4.4m	4.3m
10m	55.75 LUX	5.5m	5.4m
12m	38.72 LUX	6.6m	6.5m

Ver.Spread:30.6 Horiz.Spread:30.4



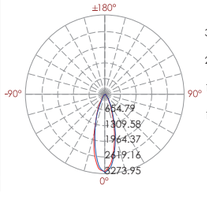

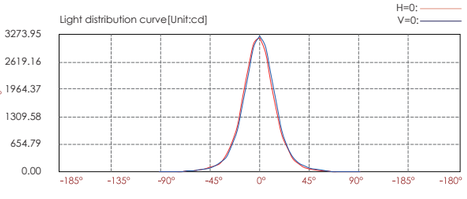

Lux distance cure

Illuminance at a distance

	Center beam LUX	Beam width V	Beam width H
2m	799.28 LUX	1.1m	1.1m
4m	199.82 LUX	2.1m	2.1m
6m	88.81 LUX	3.2m	3.2m
8m	49.95 LUX	4.3m	4.3m
10m	31.97 LUX	5.3m	5.3m
12m	22.20 LUX	6.4m	6.4m

Ver.Spread:29.8 Horiz.Spread:29.9



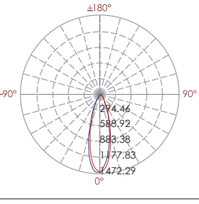

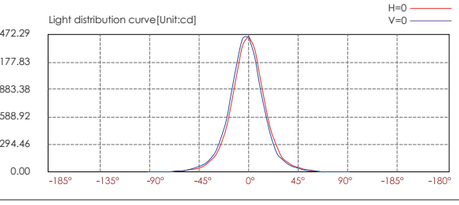

Lux distance cure

Illuminance at a distance

	Center beam LUX	Beam width V	Beam width H
2m	362.52 LUX	1.1m	1.1m
4m	90.63 LUX	2.2m	2.2m
6m	40.28 LUX	3.2m	3.3m
8m	22.66 LUX	4.3m	4.4m
10m	22.66 LUX	5.4m	5.5m
12m	10.07 LUX	6.5m	6.6m

Ver.Spread:30.1 Horiz.Spread:30.6

FEATURES

Bellow accessories can combine
the series of Single Chip/RGBW/COB

ACCESSORIES OPTION : SPIKE



ACCESSORIES OPTION : HOOD

Recessed RGBW LED Pool Light

Completely Stainless Steel SUS 316# Housing & Accessories

OPTICS

B49

20°
L0120D023KP

30°
L0130D023KP

LED WAVE LENGTH

- R = 620-630 nm
- G = 520-530 nm
- B = 460-470 nm
- W = 6000K

OUTER DIMENSIONS & ACCESSORIES

Unit:mm

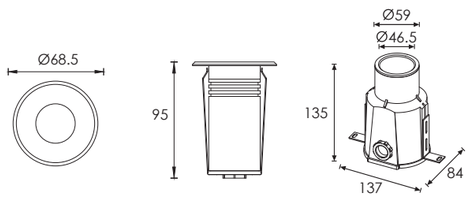

Mounting Sleeve 061#

MATERIAL SPECIFICATIONS

FRONT COVER & HOUSING	Hard Chromeplated Molding Shaped Stainless Steel Sus 316#
LIGHT WINDOW	Step Tempered Glass.t=7Mm
GASKET	Silicone Gasket
LED	Smd 3535 RGBW 4 In 1
LENS	Optical Lens,Efficiency≥85%
PCB	Excellent Heat Conductivity Aluminum.coefficient of Heat Conductivity≥2.0W/Mk
LED DRIVER	Constant Voltage Input,Constant Current Output
POWER CABLE	H05rn-F 5X0.5mm² L=3.0M
APPLICATION ENVIRONMENT	Temperature Of Water Between -20˚C~40˚C Less Than 1 Meter Depth
MOUNTING SLEEVE	Abs 061#

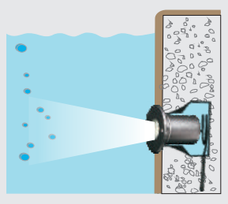

•Water must be allowed to go inside and outside sleeve freely without leaking to the other side.
•Warning:Must be installed under the water to prevent the light from being burnt off because of over-heating.

TECHNICAL DATA

ITEM	LIGHT SOURCE	LENS	LENS DEGREE(°)Θ1/2	INPUT VOLTAGE(V)	OPERATING CURRENT(MA)	CONSUMPTION(W)	LUMINANCE(LM)	IK
B4A0119	1×3W RGBW 4in1 Full color	B49	30°	24V DC	125	3	85	06

PHOTOMETRIC CURVES



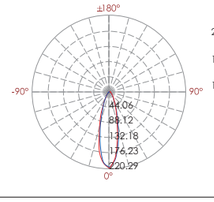

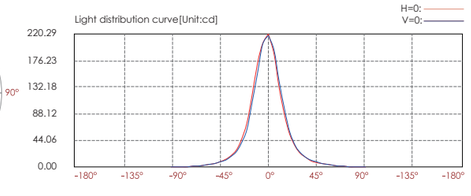

Lux distance cure

Illuminance at a distance	Center beam LUX	Beam width V	Beam width H
2m	55.07 LUX	1.0m	1.0m
4m	13.77 LUX	2.0m	2.0m
6m	6.12 LUX	3.0m	3.0m
8m	3.44 LUX	4.0m	4.0m
10m	2.20 LUX	5.0m	5.0m
12m	1.53 LUX	6.0m	5.9m

Ver.Spread:28.2 Horiz.Spread:27.9

RGBW

Recessed RGBW LED Pool Light

Completely Stainless Steel SUS 316# Housing & Accessories

Overheat Sensor Inside

OPTICS

B48

30°
L0130D020KP

LED WAVE LENGTH

- R = 620-630 nm
- G = 520-530 nm
- B = 460-470 nm
- W = 6000K

OUTER DIMENSIONS & ACCESSORIES

Unit:mm

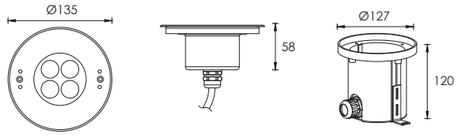

Mounting Sleeve 058#

MATERIAL SPECIFICATIONS

FRONT COVER & HOUSING	Hard chromeplated molding shaped stainless steel SUS 316L#
LIGHT WINDOW	Step tempered glass.T=8mm
LED	LED SMD3535 RGBW 4 IN 1 LED
GASKET	Silicone gasket
PCB	Excellent heat conductivity aluminum.coefficient of heatConductivity≥2.0w/mk
CABLE GLAND	IP68 PG-11 copper with nickel-coated
LED DRIVER	Constant Voltage Input,Constant Current Output
POWER CABLE	H05RR-F 5X0.75mm² L=3.0m
APPLICATION ENVIRONMENT	Temperature of water between -20˚C~40˚C less than 1 meter depth
BUILT-IN OVERHEAT SENSOR SYSTEM	Automatic Shutdown at 75°C
MOUNTING SLEEVE	ABS 058#

Built-in Radiator

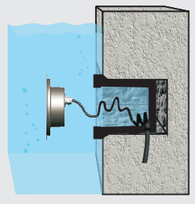

•Water must be allowed to go inside and outside sleeve freely without leaking to the other side.
•Warning : Must be installed under the water to prevent the light from being burnt off because of over-heating.

TECHNICAL DATA

ITEM	LIGHT SOURCE	LENS	LENS DEGREE(°)Θ1/2	INPUT VOLTAGE(V)	OPERATING CURRENT(MA)	CONSUMPTION(W)	LUMINANCE(LM)	IK
B4XC0419	4×3W RGBW 4in1 Full color	B48	30°	24V DC	620	15	406	08

PHOTOMETRIC CURVES



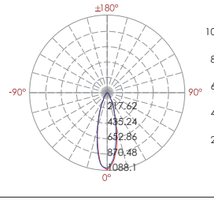

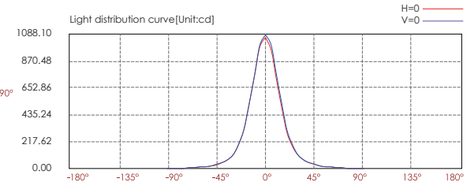

Lux distance cure

Illuminance at a distance	Center beam LUX	Beam width V	Beam width H
2m	265.33 LUX	1.0m	1.0m
4m	66.33 LUX	2.0m	2.0m
6m	29.48 LUX	3.0m	3.0m
8m	16.58 LUX	4.0m	4.1m
10m	10.61 LUX	5.0m	5.1m
12m	7.37 LUX	6.0m	6.1m

Ver.Spread:27.9 Horiz.Spread:28.6

Wall Recessed RGBW LED Pool Light

Completely Hard chromeplated Stainless Steel SUS 316L# Housing & Accessories

Overheat Sensor Inside

LED WAVE LENGTH

• R = 620-630 nm • G = 520-530 nm • B = 460-470 nm
• W = 6000K

OPTICS

B48

30°
L0130D020KP

MATERIAL SPECIFICATIONS

FRONT COVER & HOUSING	Hard chromeplated Molding shaped stainless steel SUS 316L#
LIGHT WINDOW	Step tempered glass.T=8mm
LED	LED SMD3535 RGBW 4 IN 1 LED
GASKET	Silicone gasket
LENS	Optical lens,efficiency≥85%
PCB	Excellent heat conductivity aluminum.coefficient of heatConductivity≥2.0w/mk
CABLE GLAND	IP68 PG-11 copper with nickel-coated
LED DRIVER	Constant Voltage Input,Constant Current Output
POWER CABLE	H05RR-F 5X0.75mm² L=3.0m
BUILT-IN OVERHEAT SENSOR SYSTEM	Automatic Shutdown at 75°C
APPLICATION ENVIRONMENT	Temperature of water between -20˚C~40˚C less than 1 meter depth
MOUNTING SLEEVE	059# ABS

OUTER DIMENSIONS & ACCESSORIES

Unit:mm

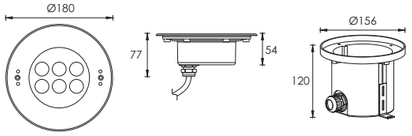

Mounting Sleeve 059#

Built-in Radiator

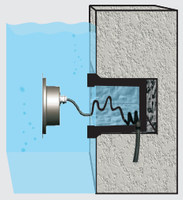

•Water must be allowed to go inside and outside sleeve freely without leaking to the other side.
•Warning : Must be installed under the water to prevent the light from being burnt off because of over-heating.

TECHNICAL DATA

ITEM	LIGHT SOURCE	LENS	LENS DEGREE(°)Θ1/2	INPUT VOLTAGE(V)	OPERATING CURRENT(MA)	CONSUMPTION(W)	LUMINANCE(LM)	IK
B4YB619	6x3W RGBW 4in1 Full color	B48	30°	24V DC	995	24	816	08

PHOTOMETRIC CURVES



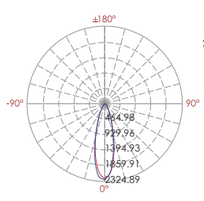

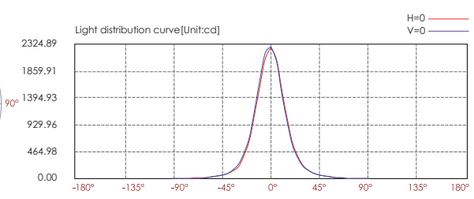

Lux distance cure

	Illuminance at a distance Center beam LUX	Beam width V	Beam width H
2m	567.72 LUX	1.0m	1.0m
4m	141.93 LUX	2.0m	2.0m
6m	63.08 LUX	3.0m	3.0m
8m	35.48 LUX	4.0m	4.0m
10m	22.71 LUX	5.0m	5.0m
12m	15.77 LUX	6.0m	6.0m

Ver.Spread:28 Horiz.Spread:28.3

RGBW

Wall Recessed RGBW LED Pool Light

Completely Hard chromeplated Stainless Steel SUS 316L# Housing & Accessories

Overheat Sensor Inside

LED WAVE LENGTH

• R = 620-630 nm • G = 520-530 nm • B = 460-470 nm
• W = 6000K

OPTICS

B48

30°
L0130D020KP

MATERIAL SPECIFICATIONS

FRONT COVER & HOUSING	Hard chromeplated Molding shaped stainless steel SUS 316L#
LIGHT WINDOW	Step tempered glass.T=10mm
GASKET	Silicone Gasket
LED	LED SMD3535 RGBW 4 IN 1 LED
LENS	Optical lens,efficiency≥85%
PCB	Excellent heat conductivity aluminum.coefficient of heatConductivity≥2.0w/mk
CABLE GLAND	IP68 PG-11 copper with nickel-coated
LED DRIVER	Constant Voltage Input,Constant Current Output
POWER CABLE	H05RR-F 5X0.75mm² L=3.0m
BUILT-IN OVERHEAT SENSOR SYSTEM	Automatic Shutdown at 75°C
APPLICATION ENVIRONMENT	Temperature of water between -20˚C~40˚C less than 1 meter depth.
MOUNTING SLEEVE	060# ABS

OUTER DIMENSIONS & ACCESSORIES

Unit:mm

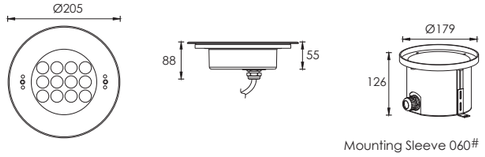

Mounting Sleeve 060#

Built-in Radiator



•Water must be allowed to go inside and outside sleeve freely without leaking to the other side.
•Warning : Must be installed under the water to prevent the light from being burnt off because of over-heating.

TECHNICAL DATA

ITEM	LIGHT SOURCE	LENS	LENS DEGREE(°)Θ1/2	INPUT VOLTAGE(V)	OPERATING CURRENT(MA)	CONSUMPTION(W)	LUMINANCE(LM)	IK
B4ZB1219	12×3W RGBW 4in1 Full color	B48	30°	24V DC	1425	34.2	1353	08

PHOTOMETRIC CURVES



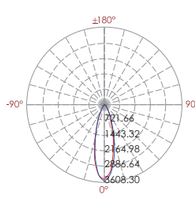

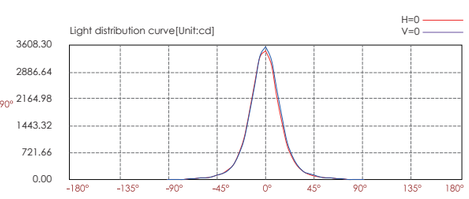

Lux distance cure

	Illuminance at a distance Center beam LUX	Beam width V	Beam width H
2m	865.21 LUX	1.0m	1.0m
4m	216.3 LUX	2.0m	2.0m
6m	96.13 LUX	3.0m	3.1m
8m	54.08 LUX	4.0m	4.1m
10m	34.61 LUX	5.0m	5.1m
12m	24.03 LUX	6.0m	6.1m

Ver.Spread:28 Horiz.Spread:28.7

Wall Recessed RGBW LED Pool Light

Completely Hard chromeplated Stainless Steel SUS 316L# Housing & Accessories

Overheat Sensor Inside

LED WAVE LENGTH

• R = 620-630 nm • G = 520-530 nm • B = 460-470 nm
• W = 6000K

OPTICS

B48

30°
L0130D020KP

OUTER DIMENSIONS & ACCESSORIES

Unit:mm

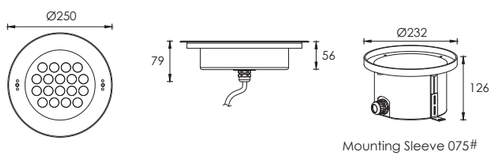

Mounting Sleeve 075#

MATERIAL SPECIFICATIONS

FRONT COVER & HOUSING	Hard chromeplated Molding shaped stainless steel SUS 316L#
LIGHT WINDOW	Step tempered glass.T=10mm
GASKET	Silicone Gasket
LENS	Optical lens,efficiency≥85%
GLASS PRESSURE CAPACITY	Excellent heat conductivity aluminum.coefficient of heatConductivity≥2.0w/mk
PCB	Full area=5012kgs
CABLE GLAND	IP68 PG-11 copper with nickel-coated
LED	SMD3535 RGBW 4 IN 1 LED
LED DRIVER	Constant Voltage Input,Constant Current Output
POWER CABLE	H05RR-F 5X0.75mm^2 L=3.0m
BUILT-IN OVERHEAT SENSOR SYSTEM	Automatic Shutdown at 75°C
APPLICATION ENVIRONMENT	Temperature of water between -20˚C~40˚C less than 1 meter depth
MOUNTING SLEEVE	075# ABS

TECHNICAL DATA

ITEM	LIGHT SOURCE	LENS	LENS DEGREE(°)Θ1/2	INPUT VOLTAGE(V)	OPERATING CURRENT(MA)	CONSUMPTION(W)	LUMINANCE(LM)	IK
B4FB1819	18×3W RGBW 4in1 Full color	B48	30°	24V DC	2150	52	2051	10

PHOTOMETRIC CURVES



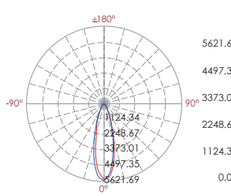

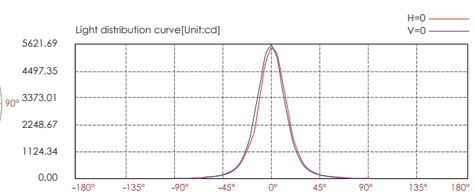

Lux distance cure

Illuminance at a distance

	Center beam LUX	Beam width V	Beam width H
2m	1372.45 LUX	1.0m	1.0m
4m	343.11 LUX	2.0m	2.0m
6m	152.49 LUX	3.0m	3.1m
8m	85.78 LUX	4.0m	4.1m
10m	54.9 LUX	4.9m	5.1m
12m	38.12 LUX	5.9m	6.1m

Ver.Spread:27.8 Horiz.Spread:28.7

RGBW

Built-in Radiator

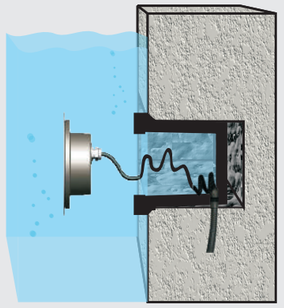

• Water must be allowed to go inside and outside sleeve freely without leaking to the other side.
• **Warning** : Must be installed under the water to prevent the light from being burnt off because of over-heating.

Central Ejective RGBW LED Fountain Light

Completely Stainless Steel SUS 316# Housing & Accessories

Overheat Sensor Inside

2.6KG

OPTICS

B49

20°
L0120D023KP

30°
L0130D023KP

LED WAVE LENGTH

- R = 620-630 nm
- G = 520-530 nm
- B = 460-470 nm
- W = 6000K

OUTER DIMENSIONS & ACCESSORIES

Unit:mm

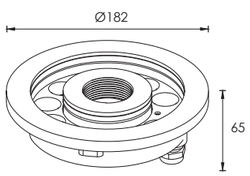

MATERIAL SPECIFICATIONS

HOUSING	Hard chromeplated Molding shaped stainless steel SUS 316L#
LIGHT WINDOW	Step tempered glass.T=10mm
GASKET	EPDM gasket
CABLE GLAND	IP68 PG-11 copper with nickel-coated
LED	SMD 3535 RGBW 4 IN 1
PCB	Excellent heat conductivity aluminum.coefficient of heat Conductivity≥2.0w/mk
LED DRIVER	Constant Voltage Input,Constant Current Output
POWER CABLE	H05RR-F 5X0.75mm^2 L=3.0m
BUILT-IN OVERHEAT SENSOR SYSTEM	Automatic Shutdown at 75°C
APPLICATION ENVIRONMENT	Temperature of water between -20˚C~40˚C less than 1 meter depth

TECHNICAL DATA

ITEM	LIGHT SOURCE	LENS	LENS DEGREE(°)Θ1/2	INPUT VOLTAGE(V)	OPERATING CURRENT(MA)	CONSUMPTION(W)	LUMINANCE(LM)	IK
B4TB1219	12×3W RGBW 4in1 Full color	B49	30°	24V DC	1425	34.2	1366	09

PHOTOMETRIC CURVES



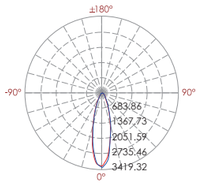

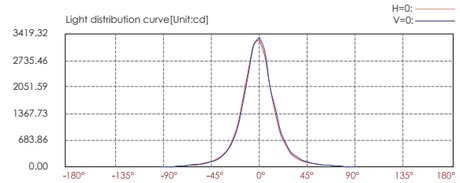

Lux distance cure

	Illuminance at a distance Center beam LUX	Beam width V	Beam width H
2m	819.27 LUX	1.0m	1.0m
4m	204.82 LUX	2.0m	2.0m
6m	91.03 LUX	3.0m	3.0m
8m	51.20 LUX	4.0m	4.0m
10m	32.77 LUX	5.0m	5.0m
12m	22.76 LUX	6.0m	6.0m

Ver.Spread:28.2 Horiz.Spread:28

RGBW

Water jet pipe G11/2"taper

•**Warning** : Must be installed under the water to prevent the light from being burnt off because of over-heating.

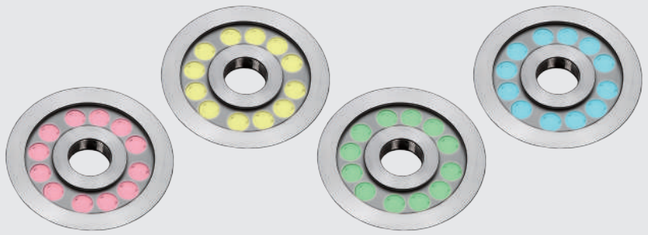

RGBW

Wall Mounting RGBW LED Underwater Light

Completely Hard Chromeplated Stainless Steel SUS 316&316L# Housing & Accessories

Overheat Sensor Inside

LED WAVE LENGTH

- R = 620-630 nm
- G = 520-530 nm
- B = 460-470 nm
- W = 6000K

OPTICS

B48

30°
L0130D020KP

MATERIAL SPECIFICATIONS

HOUSING	Hard chromeplated Molding shaped stainless steel SUS 316L#
FRONT COVER	Hard chromeplated Stainless steel SUS 316L#
LIGHT WINDOW	Step tempered glass.T=8mm
WATERPROOF SEAL	Silicone Gasket
LENS	Separate optical lens efficiency≥85%
LED	SMD 3535 RGBW 4 IN 1
CABLE GLAND	IP68 PG-11 copper with nickel-coated
PCB	Excellent heat conductivity aluminum.coefficient of heat Conductivity≥2.0w/mk
LED DRIVER	Constant Voltage Input,Constant Current Output
POWER CABLE	H05RR-F 5X0.75mm² L=3.0m
BUILT-IN OVERHEAT SENSOR SYSTEM	Automatic Shutdown at 75°C
APPLICATION ENVIRONMENT	Temperature of water between -20˚C~40˚C less than 1 meter depth

OUTER DIMENSIONS & ACCESSORIES

Unit:mm

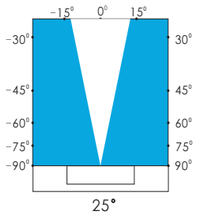

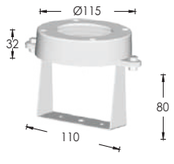

Optional stainless steel bracket



Efficient heat-sink

IP-68 cable gland

•**Warning** : Must be installed under the water to prevent the light from being burnt off because of over-heating.

TECHNICAL DATA

ITEM	LIGHT SOURCE	LENS	LENS DEGREE(°)Θ1/2	INPUT VOLTAGE(V)	OPERATING CURRENT(MA)	CONSUMPTION(W)	LUMINANCE(LM)	IK
B4B0619	6×3W RGBW 4in1 Full color	B48	30°	24V DC	720	17.3	649	08
B4E0619	6×3W RGBW 4in1 Full color	B48	30°	24V DC	720	17.3	674	07

PHOTOMETRIC CURVES

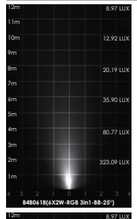

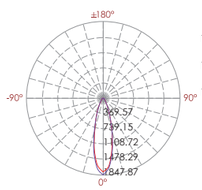

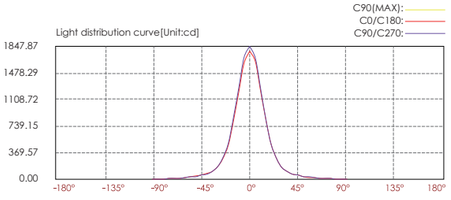

Lux distance cure

Illuminance at a distance

	Center beam LUX	Beam width V	Beam width H
2m	443.74 LUX	1.0m	1.0m
4m	110.94 LUX	1.9m	2.0m
6m	49.30 LUX	2.9m	3.0m
8m	27.73 LUX	3.9m	3.9m
10m	17.75 LUX	4.8m	4.9m
12m	12.33 LUX	5.8m	5.9m

Ver.Spread:27.1 Horiz.Spread:27.7

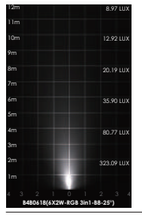

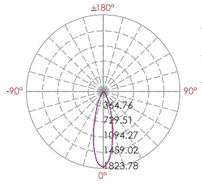

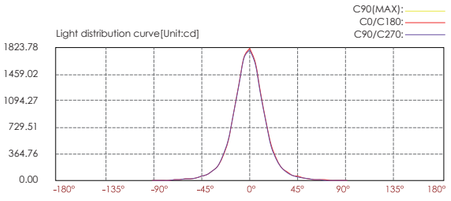

Lux distance cure

Illuminance at a distance

	Center beam LUX	Beam width V	Beam width H
2m	452.36 LUX	1.0m	1.0m
4m	113.09 LUX	2.1m	2.0m
6m	50.26 LUX	3.1m	3.1m
8m	28.27 LUX	4.1m	4.1m
10m	18.09 LUX	5.1m	5.1m
12m	12.57 LUX	6.2m	6.1m

Ver.Spread:28.8 Horiz.Spread:28.6

Central Ejective RGBW LED Fountain Light

Completely Stainless Steel SUS 316#&316L Housing & Accessories

OPTICS

B48

30°
L0130D020KP

LED WAVE LENGTH

• R = 620-630 nm • G = 520-530 nm • B = 460-470 nm
• W = 6000K

OUTER DIMENSIONS & ACCESSORIES

Unit:mm

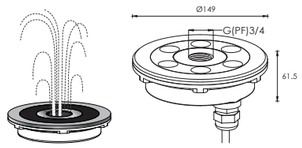

•**Warning** : Must be installed under the water to prevent the light from being burnt off because of over-heating.

MATERIAL SPECIFICATIONS

HOUSING	Hard chromeplated Molding shaped stainless steel SUS 316L#
FRONT COVER	Hard chromeplated Stainless steel sus 316L#
LIGHT WINDOW	Step tempered glass.T=8mm
GASKET	Silicone Gasket
CABLE GLAND	IP68 PG-11 copper with nickel-coated
PCB	Excellent heat conductivity aluminum coefficient of heat Conductivity≥2.0w/mk
LED DRIVER	Constant Voltage Input,Constant Current Output
POWER CABLE	H05RR-F 5X0.75mm² L=3.0m
BUILT-IN OVERHEAT SENSOR SYSTEM	Automatic Shutdown at 75°C
APPLICATION ENVIRONMENT	Temperature of water between -20˚C~40˚C less than 1 meter depth

TECHNICAL DATA

ITEM	LIGHT SOURCE	LENS	LENS DEGREE(°)Θ1/2	INPUT VOLTAGE(V)	OPERATING CURRENT(MA)	CONSUMPTION(W)	LUMINANCE(LM)	IK
B4SB0619	6×3W RGBW 4in1 Full color	B48	30°	24V DC	1012	24.3	758	09

PHOTOMETRIC CURVES

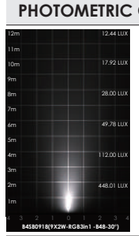

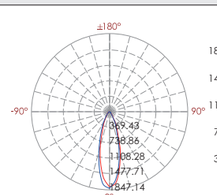

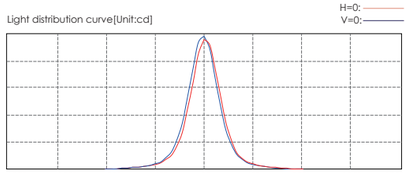

Lux distance cure

Illuminance at a distance

	Center beam LUX	Beam width V	Beam width H
2m	442.81 LUX	1.1m	1.1m
4m	110.7 LUX	2.1m	2.1m
6m	49.2 LUX	3.2m	3.2m
8m	27.68 LUX	4.2m	4.3m
10m	17.71 LUX	5.3m	5.4m
12m	12.3 LUX	6.3m	6.4m

Ver.Spread:29.7 Horiz.Spread:30.1

RGBW

RGBW LED Underwater Spot Light

OPTICS

B48

30°
L0130D020KP

LED WAVE LENGTH

• R = 620-630 nm • G = 520-530 nm • B = 460-470 nm
• W = 6000K

OUTER DIMENSIONS & ACCESSORIES

Unit:mm

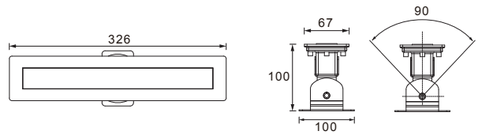

MATERIAL SPECIFICATIONS

FRONT COVER&HOUSING	Hard chromeplated Molding shaped stainless steel SUS 316L#
LIGHT WINDOW	PC
GASKET	Silicone gasket
LED	SMD 3535 RGBW 4 IN 1
CABLE GLAND	IP68 PGW-9 copper with nickel-coated
PCB	Excellent heat conductivity aluminum, coefficient of heat conductivity≥2.0w/mk
LED DRIVER	Constant Voltage Input,Constant Current Output
POWER CABLE	H05RN-F 5X0.5mm² L=3.0m
BUILT-IN OVERHEAT SENSOR SYSTEM	Automatic Shutdown at 75°C
APPLICATION ENVIRONMENT	Temperature of water between -20˚C~40˚C less than 1 meter depth

•**Warning** : Must be installed under the water to prevent the light from being burnt off because of over-heating.

TECHNICAL DATA

ITEM	LIGHT SOURCE	LENS	LENS DEGREE(°)Θ1/2	INPUT VOLTAGE(V)	OPERATING CURRENT(MA)	CONSUMPTION(W)	LUMINANCE(LM)	IK
B5QA0619	6×3W RGBW 4in1 Full color	B48	30°	24V DC	950	22.8	723	10

PHOTOMETRIC CURVES



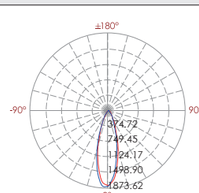

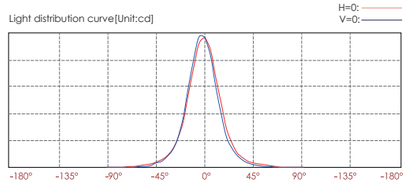

Lux distance cure

Illuminance at a distance

	Center beam LUX	Beam width V	Beam width H
2m	454.33 LUX	1.1m	1.1m
4m	113.58 LUX	2.2m	2.1m
6m	50.48 LUX	3.2m	3.2m
8m	28.4 LUX	4.3m	4.3m
10m	18.17 LUX	5.4m	5.3m
12m	12.62 LUX	6.5m	6.4m

Ver.Spread:30.2 Horiz.Spread:29.8

RGBW

Slim Type RGBW LED Linear Wall Washer

4 Colors in one LED Solution

OPTICS

B48

30°
L0130D020KP

LED WAVE LENGTH

- R = 620-630 nm
- G = 520-530 nm
- B = 460-470 nm
- W = 6000K

OUTER DIMENSIONS & ACCESSORIES

Unit:mm

Low voltage input (24VDC)

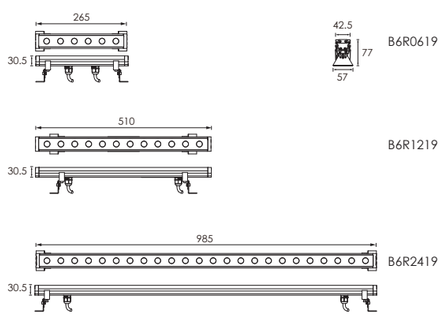

MATERIAL SPECIFICATIONS

HOUSING	Extruded aluminum,poder coated
LENS	Optical lens, efficiency≥85%
LIGHT WINDOW	Step tempered glass.T=4mm
CABLE GLAND	IP68 PG-9 PA66
GASKET	Glass and housing are silicone sealed
LED	SMD 3535 RGBW 4 IN 1
OPERATING TEMPERATURE	-20˚C~40˚C
BRACKET	Hard chromeplated stainless steel SUS 316L# T=1.5mm
POWER CABLE	2XH05RR-F 5X0.75mm² L=0.5m

Low voltage input (24VDC) power cord model

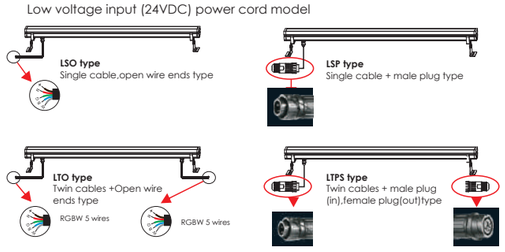

- Cap-Optional Accessory

- Air Valve

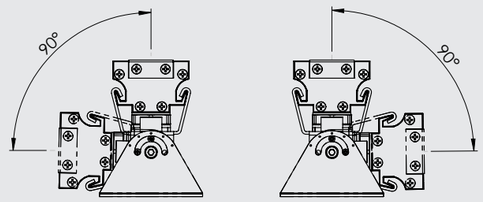

- Adjustable beam direction

TECHNICAL DATA

ITEM	LIGHT SOURCE	LENS	LENS DEGREE(°)Θ1/2	LENGTH(MM)	INPUT VOLTAGE(V)	OPERATING CURRENT(MA)	CONSUMPTION(W)	LUMINANCE(LM)	IK
B6R0619	6×2W RGBW 4in1 Full color	B48	30°	265	24V DC	513	12.3	528	02
B6R1219	12×2W RGBW 4in1 Full color	B48	30°	510	24V DC	1020	24.4	1082	02
B6R2419	24×2W RGBW 4in1 Full color	B48	30°	985	24V DC	2008	48.2	2139	02

IP66 OUTDOOR RATED

Optional Accessories - Anti Glare

Bevel cut anti-glare reflector 6001

Basic Unit : 240 x 48 mm



B6R1256

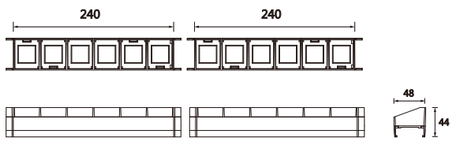

B6R2456

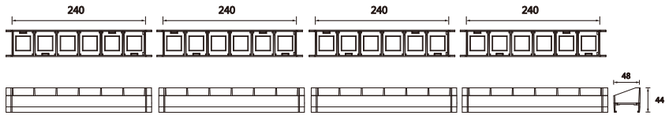

PHOTOMETRIC CURVES

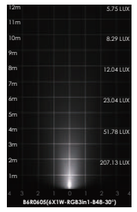

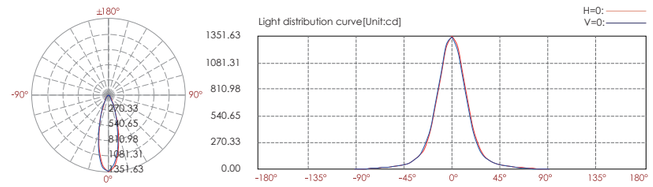

B6R0619

Lux distance cure

Illuminance at a distance	Center beam LUX	Beam width V	Beam width H
2m	337.91 LUX	1.0m	1.0m
4m	84.48 LUX	2.1m	2.1m
6m	37.55 LUX	3.1m	3.1m
8m	21.12 LUX	4.2m	4.1m
10m	13.52 LUX	5.2m	5.2m
12m	9.39 LUX	6.3m	6.2m

Ver.Spread:29.2 Horiz.Spread:29



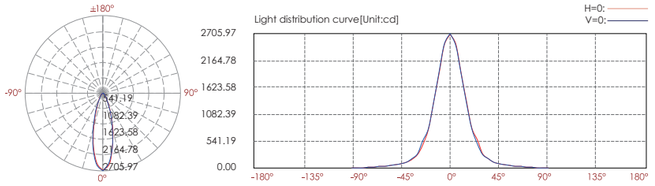

B6R1219

Lux distance cure

Illuminance at a distance	Center beam LUX	Beam width V	Beam width H
2m	671.82 LUX	1.0m	1.1m
4m	167.95 LUX	2.1m	2.1m
6m	74.65 LUX	3.1m	3.1m
8m	41.99 LUX	4.2m	4.1m
10m	26.87 LUX	5.2m	5.2m
12m	18.66 LUX	6.3m	6.2m

Ver.Spread:29.3 Horiz.Spread:29.1

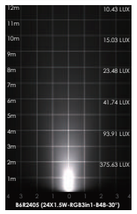

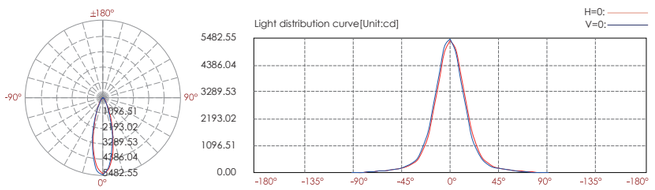

B6R2419

Lux distance cure

Illuminance at a distance	Center beam LUX	Beam width V	Beam width H
2m	1342.86 LUX	1.0m	1.1m
4m	335.72 LUX	2.1m	2.1m
6m	149.21 LUX	3.1m	3.1m
8m	83.93 LUX	4.2m	4.2m
10m	53.71 LUX	5.2m	5.2m
12m	37.3 LUX	6.3m	6.3m

Ver.Spread:29.3 Horiz.Spread:29.3

RGBW

High Power RGBW LED Linear Wall Washer



OPTICS

B48

30°
L0130D020KP

LED WAVE LENGTH

- R = 620-630 nm
- G = 520-530 nm
- B = 460-470 nm
- W = 6000K

OUTER DIMENSIONS & ACCESSORIES

Unit:mm

Low voltage input (24VDC)

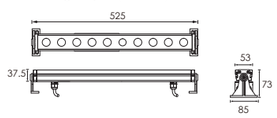

B6QB1020

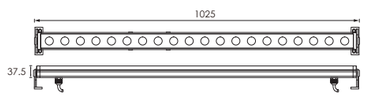

B6QB2020

MATERIAL SPECIFICATIONS

HOUSING	Extruded aluminum,poder coated
LENS	Optical lens, efficiency≥85%
LIGHT WINDOW	Tempered glass.T=3mm
CABLE GLAND	IP68 PG-11 PA66
GASKET	Glass and housing are silicone sealed
LED	SMD3535 RGBW 4 IN1 LED
OPERATING TEMPERATURE	-20˚C~40˚C
BRACKET	12# Die-casting powder coated aluminum
POWER CABLE	H05RN-F 5X0.75mm^2 L=0.5m

•Optional Accessories - Bevel cut anti-glare reflector

•Adjustable beam direction

Low voltage input (24VDC) power cord model

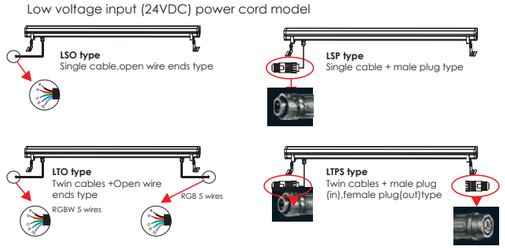

•Air Valve



•Cap-Optional Accessory

TECHNICAL DATA

ITEM	LIGHT SOURCE	LENS	LENS DEGREE(°)Θ1/2	LENGTH(MM)	INPUT VOLTAGE(V)	OPERATING CURRENT(MA)	CONSUMPTION(W)	LUMINANCE(LM)	IK
B6QB1020	10×4W RGBW 4in1 Full color	B48	30°	525	24V DC	1888	45.3	1297	05
B6QB2020	20×4W RGBW 4in1 Full color	B48	30°	1025	24V DC	3758	90.2	2542	05

PHOTOMETRIC CURVES



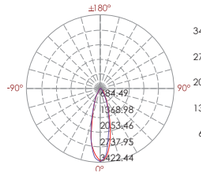

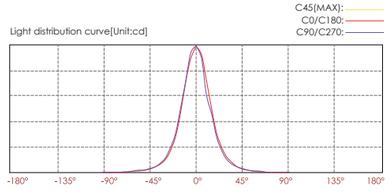

Lux distance cure

Center beam LUX	Illuminance at a distance	Beam width V	Beam width H
2m	846.26 LUX	1.0m	1.0m
4m	211.57 LUX	2.1m	2.0m
6m	94.03 LUX	3.1m	3.0m
8m	52.89 LUX	4.1m	4.0m
10m	33.85 LUX	5.2m	5.1m
12m	23.51 LUX	6.2m	6.1m

Ver.Spread:28.9 Horiz.Spread:28.4



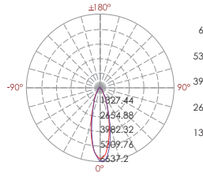

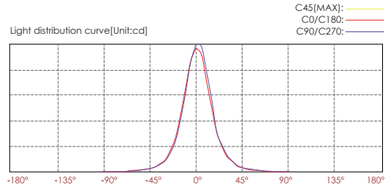

Lux distance cure

Center beam LUX	Illuminance at a distance	Beam width V	Beam width H
2m	1609.72 LUX	1.0m	1.0m
4m	402.43 LUX	2.0m	2.1m
6m	178.86 LUX	3.0m	3.1m
8m	100.61 LUX	4.1m	4.1m
10m	64.39 LUX	5.1m	5.1m
12m	44.71 LUX	6.1m	6.2m

Ver.Spread:28.5 Horiz.Spread:28.8

IP66 OUTDOOR RATED

RED GREEN BLUE WHITE 4 Color Mixing LED
Beam Direction Adjustable
Mega Power LED Inground Light

OPTICS

B48

30°
L0130D020KP

LED WAVE LENGTH

- R = 620-630 nm
- G = 520-530 nm
- B = 460-470 nm
- W = 6000K

OUTER DIMENSIONS & ACCESSORIES

Unit:mm

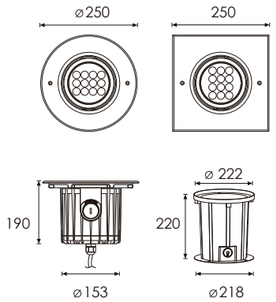

MATERIAL SPECIFICATIONS

HOUSING	12# die-casting grey powder coated aluminum T=60-80μm. Adhesion of ISO class 1/ASTM class 4B
FRONT COVER	Hard chromeplated stainless steel SUS 316L#
GLASS	Step tempered glass.T=10mm
REFLECTOR	Optical Reflector efficiency≥90%
LED	SMD3535 RGBW 4 IN1
CABLE GLAND	IP68 PG-13.5 PA66
GASKET	Molding shaped seal
LED DRIVER	Constant Voltage Input,Constant Current Output
OPERATING TEMPERATURE	-20°C~40°C
POWER CABLE	H07RN-F 5X1.0mm² L=0.5m(low voltage)
MOUNTING SLEEVE	ABS 068#

TECHNICAL DATA

ITEM	LIGHT SOURCE	LENS	LENS DEGREE(°)Θ1/2	INPUT VOLTAGE(V)	OPERATING CURRENT(MA)	CONSUMPTION(W)	LUMINANCE(LM)	IK
XB2GFR1219	12×2W RGBW 4in1	B48	30°	24V DC	1163	27.9	1065	10

PHOTOMETRIC CURVES



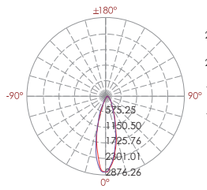

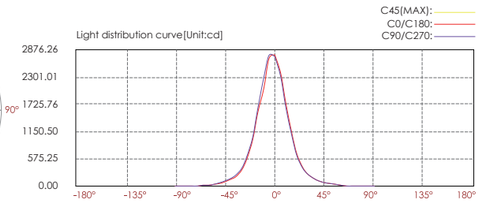

Lux distance cure

Illuminance at a distance

	Center beam LUX	Beam width V	Beam width H
2m	693.11 LUX	1.0m	1.0m
4m	173.28 LUX	2.0m	2.1m
6m	77.01 LUX	3.1m	3.1m
8m	43.32 LUX	4.1m	4.2m
10m	27.72 LUX	5.1m	5.2m
12m	19.25 LUX	6.1m	6.2m

Ver.Spread:28.6 Horiz.Spread:29.2



3

3-Channel LED color-changing controller

Syschronous color changing control system

Main controller
CRL02D3M

Expander
CRL02D3E

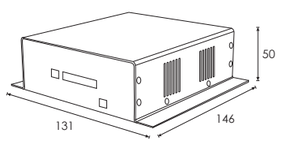

Features

1. Control the synchronous color changing system by IR remote control,available operation distance in 5m.
2. Synchronous color changing control system contains 8 various and 15 stationary color programs (one color one touch).
3. User can self-select the speed,brightness and color by pressing the button on the remote control.
4. Suitable for 4-cord luminaire (+---)
5. Use RJ45 signal wire for signal output to expand the range of the control system.
6. System expanding is not limited by the quantity of fixture.

Specification

Subject \ Item no.	CRL02D3M	CRL02D3E
Input voltage	12/24	12/24
Output voltage	12/24	12/24
Max.operating load	180W@12V 360W@24V	180W@12V 360W@24V
Weight(g)	650	640
Aparent dimensions	131×146×50	131×146×50
Output signal type	PWM×1KHZ.	PWM×1KHZ.

Wiring diagram for synchronous color changing system

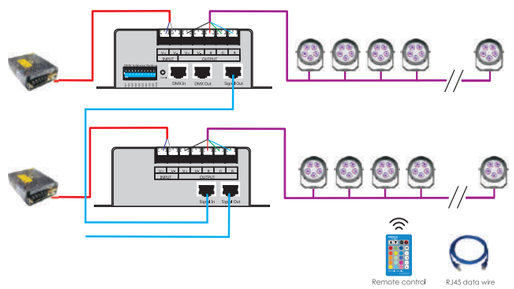

Explanations:

1. Under the synchronous color changing system, use only remote control to operate the system.
2. The available operation distance between main controller and remote control is 5m.
3. Make no connection with the negative pole(-) of the fixture which has only 4 cords(+RGB).
4. System expanding is not limited by the quantity of fixture.
5. The max.operating loads of CRL02D3M & CRL02D3E are 180W (12V input) and 360W (24V input) respectively.

RGB

Recessed RGB LED Soft Beam Wall Light

LED Wave Length	Optics
R =620-630 nm	N/A
G =520-530 nm	
B =460-470 nm	

Outer Dimensions

Unit:mm

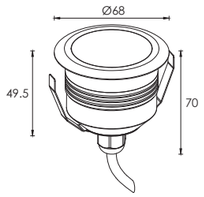

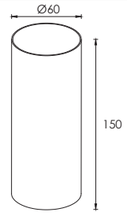

Mounting sleeve 071#

Material Specifications

Housing	12# Die-casting grey powder coated aluminum. T=60-80μm Adhesion of ISO class 1/ASTM class 4B
Light Window	50% transmittance PC cover
Waterproof seal	Rubber seal
Operating temperature	-20˚C~40˚C
Power Cable	H05RN-F 4X0.75mm² L=0.5m
Mounting sleeve	ABS 071#

Item	Light source	Input voltage(V)	Typical operating current(mA)	Typical consumption(W)	Typical luminance(lm)	IK rate
D1BO0118	1×3W RGB 3in1 Full color	24V DC	R = 38 G = 53 B = 54	3.5	8	09



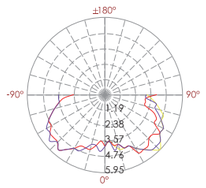

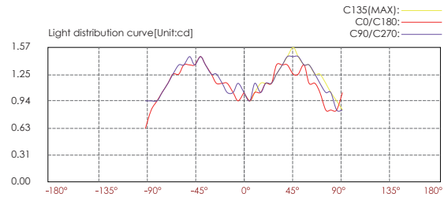

Lux distance cure

Illuminance at a distance	Center beam LUX	Beam width V	Beam width H
2m	0.26 LUX	105.2m	71.20m
4m	0.07 LUX	210.3m	142.4m
6m	0.03 LUX	315.5m	213.6m
8m	0.02 LUX	420.6m	284.9m
10m	0.01 LUX	525.8m	356.1m
12m	0.01 LUX	630.9m	427.3m
		Ver.Spread:175.7	Horiz.Spread:173.7

For more photometric data , please access Kapego website www.kapego.com

Recessed RGB LED Wall Outline Light

LED Wave Length	Optics
R =620-630 nm	N/A
G =520-530 nm	
B =460-470 nm	

Outer Dimensions

Unit:mm

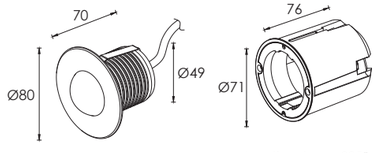

Mounting sleeve 035#

Material Specifications

Housing	12# Die-casting grey powder coated aluminum. T=60-80μm Adhesion of ISO class 1/ASTM class 4B
Front ring	Hard chromeplated Staines steel SUS 316#
Lens	Optical Glass
LED	SMD 3535 RGB 3 IN 1 LED
Operating temperature	-20˚C~40˚C
Waterproof seal	Rubber seal
Mounting sleeve	ABS 035#

Mounting Sleeve Characteristic

Item	Light source	Lens	The manufacturer selected lens degree(°)θ1/2	Input voltage(V)	Typical operating current(mA)	Typical consumption(W)	Typical luminance(lm)	IK rate
D1UA0106	1×3W RGB 3in1 Full color	L0145F042KP	45°	24V DC	R = 48 G = 62 B = 62	4.1	82	09



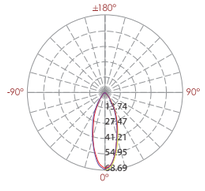

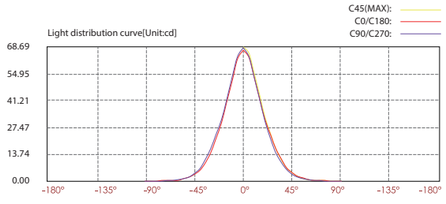

Lux distance cure

Illuminance at a distance

Center beam LUX		Beam width V	Beam width H
2m	16.74 LUX	1.3m	1.3m
4m	4.18 LUX	2.7m	2.7m
6m	1.86 LUX	4.0m	4.0m
8m	1.05 LUX	5.4m	5.3m
10m	0.67 LUX	6.7m	6.6m
12m	0.46 LUX	8.0m	8.0m

Ver.Spread:37.1 Horiz.Spread:36.2

For more photometric data , please access Kapego website www.kapego.com

RGB

Recessed RGB LED Wall Outline Light

LED Wave Length	Optics
R =620-630 nm	N/A
G =520-530 nm	
B =460-470 nm	

Outer Dimensions

Unit:mm

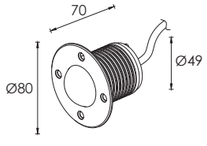

Material Specifications

Housing	12# Die-casting grey powder coated aluminum. T=60-80μm Adhesion of ISO class 1/ASTM class 4B
Front ring	Hard chromeplated Staines steel SUS 316#
Lens	Optical Glass
LED	SMD 3535 RGB 3 IN 1 LED
Operating temperature	-20˚C~40˚C
Waterproof seal	Rubber seal
Mounting sleeve	ABS 035#

Mounting Sleeve Characteristic

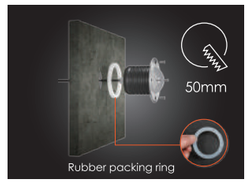

Item	Light source	Lens	The manufacturer selected lens degree(°)θ1/2	Input voltage(V)	Typical operating current(mA)	Typical consumption(W)	Typical luminance(lm)	IK rate
D1UB0106	1×3W RGB 3in1 Full color	L0145F042KP	45°	24V DC	R = 48 G = 62 B = 62	4.1	82	09

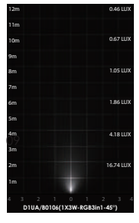

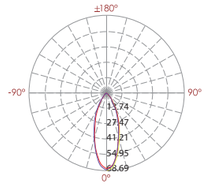

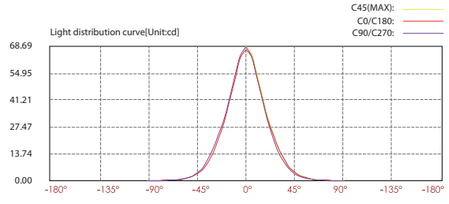

Lux distance cure

Illuminance at a distance

Center beam LUX		Beam width V	Beam width H
2m	16.74 LUX	1.3m	1.3m
4m	4.18 LUX	2.7m	2.7m
6m	1.86 LUX	4.0m	4.0m
8m	1.05 LUX	5.4m	5.3m
10m	0.67 LUX	6.7m	6.6m
12m	0.46 LUX	8.0m	8.0m

Ver.Spread:37.1 Horiz.Spread:36.2

For more photometric data , please access Kapego website www.kapego.com

Small Size RGB LED Inground Light

B2WDR0118

B2WDS0118

LED Wave Length

R =620-630 nm
G =520-530 nm
B =460-470 nm

Optics

B49

L0120D023KP	20°
L0130D023KP	30°

B49

20°

30°

Outer Dimensions

Unit:mm

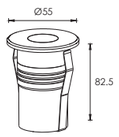

B2WDR0118

B2WDS0118

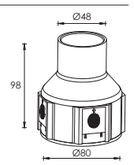

Mounting sleeve 011#

Material Specifications

Housing	12# Die-casting grey powder coated aluminum. T=60-80μm Adhesion of ISO class 1/ASTM class 4B
Front cover	Hard chromeplated stainless steel SUS 316#
Light Window	Step tempered glass.T=7mm
Glass pressure capacity	Full area=1704kgs
Gasket	Molding shaped silicone seal
Lens	Optical lens.efficiency≥85%
LED	SMD 3535 RGB 3 IN 1 LED
Operating temperature	-20˚C~40˚C
Power Cable	H05RN-F 4X0.75mm² L=0.5m
Mounting sleeve	ABS 011#

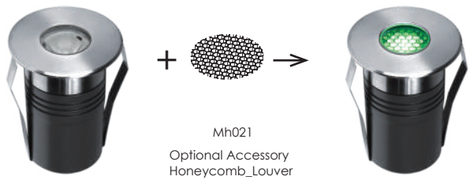



Item	Light source	Lens	The manufacturer selected lens degree(°)θ1/2	Input voltage(V)	Typical operating current(mA)	Typical consumption(W)	Typical luminance(lm)	IK rate
◯ **B2WDR0118**	1×3W RGB 3in1 Full color	B49	30°	24V DC	R = 48 G = 62 B = 62	4.1	89	08
☐ **B2WDS0118**	1×3W RGB 3in1 Full color	B49	30°	24V DC	R = 48 G = 62 B = 62	4.1	89	08



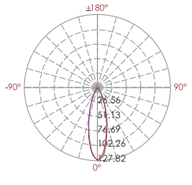

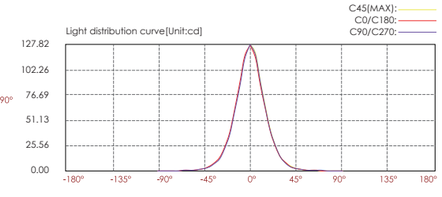

Lux distance cure

Illuminance at a distance

Center beam LUX		Beam width V	Beam width H
2m	31.72 LUX	1.0m	1.0m
4m	7.93 LUX	2.0m	2.1m
6m	3.52 LUX	3.1m	3.1m
8m	1.98 LUX	4.1m	4.1m
10m	1.27 LUX	5.1m	5.2m
12m	0.88 LUX	6.1m	6.2m

Ver.Spread:28.6 Horiz.Spread:28.9

For more photometric data , please access Kapego website www.kapego.com

RGB

Recessed RGB LED Inground Light



FB2CDR0318

FB2CDS0318

LED Wave Length

R =620-630 nm
G =520-530 nm
B =460-470 nm

Optics

B49

L0120D023KP	20°
L0130D023KP	30°

B49

20°

30°

Outer Dimensions

Unit:mm

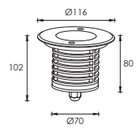

FB2CDR0318

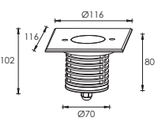

FB2CDS0318

Mounting sleeve 015#

Material Specifications

Housing	12# Die-casting grey powder coated aluminum. T=60-80μm Adhesion of ISO class 1/ASTM class 4B
Front ring	Hard chromeplated stainless steel SUS 316L#
Light Window	Step tempered glass.T=8mm
Glass pressure capacity	Full area=2578kgs
Cable gland	IP68 PG-9 PA66
PCB	Excellent heat conductivity aluminum, coefficientof heat Conductivity≥2.0w/mk
LED	SMD 3535 3 IN 1 LED
Lens	Optical lens.efficiency≥85%
Operating temperature	-20˚C~40˚C
Power Cable	H05RN-F 4X0.75mm² L=0.5m
Mounting sleeve	ABS 015#

Product Overview

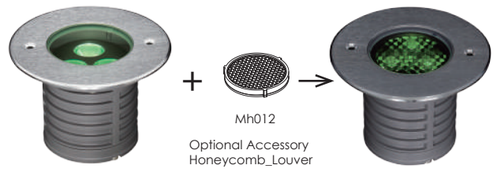



Item	Light source	Lens	The manufacturer selected lens degree(°)θ1/2	Input voltage(V)	Typical operating current(mA)	Typical consumption(W)	Typical luminance(lm)	IK Rate
◯ **FB2CDR0318**	3×2W RGB 3in1 Full color	B49	30°	24V DC	R = 64 G = 110 B = 110	6.8	205	09
☐ **FB2CDS0318**	3×2W RGB 3in1 Full color	B49	30°	24V DC	R = 64 G = 110 B = 110	6.8	205	09



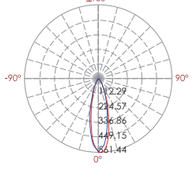

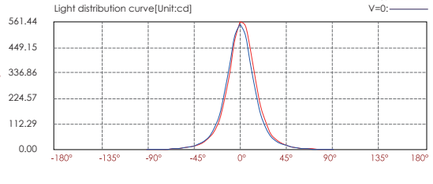

Lux distance cure

Illuminance at a distance

Center beam LUX		Beam width V	Beam width H
2m	137.70 LUX	1.0m	1.0m
4m	34.72 LUX	2.0m	1.9m
6m	15.30 LUX	3.0m	2.9m
8m	8.61 LUX	4.0m	3.9m
10m	5.51 LUX	5.0m	4.9m
12m	3.82 LUX	6.0m	5.8m

Ver.Spread:27.9 Horiz.Spread:27.3

For more photometric data , please access Kapego website www.kapego.com

Recessed RGB LED Inground Light



FB2BFR0618

FB2BFS0618

LED Wave Length

R =620-630 nm
G =520-530 nm
B =460-470 nm

Optics

B49	
L0120D023KP	20°
L0130D023KP	30°

B49

20°

30°

Outer Dimensions

Unit:mm

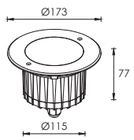

FB2BFR0618

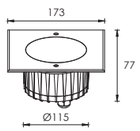

FB2BFS0618

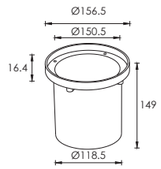

016# Mounting sleeve

Material Specifications

Housing	12# Die-casting grey powder coated aluminum. T=60-80μm Adhesion of ISO class 1/ASTM class 4B
Front ring	Hard chromeplated stainless steel SUS 316L#
Light Window	Step tempered glass.T=8mm
Glass pressure capacity	Full area=2274kgs
Cable gland	IP68 PG-9 PA66
Gasket	Molding shaped silicone seal
LED	SMD 3535 3 IN1 LED
Lens	Optical lens.efficiency≥85%
LED Driver	Constant Voltage Input,Constant Current Output
Operating temperature	-20˚C~40˚C
Power Cable	H05RN-F 4X0.75mm² L=0.5m
Mounting sleeve	PVC 016#

Product Overview

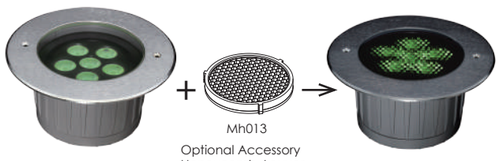



Item	Light source	Lens	Lens degree selected by manufacturer(Θ1/2)	Input voltage(V)	Typical operating current(mA)	Typical consumption(W)	Typical luminance(lm)	IK rate
◯ **FB2BFR0618**	6×2W RGB 3in1 Full color	B49	30°	24V DC	R = 200 G = 250 B = 250	16.8	448	07
☐ **FB2BFS0618**	6×2W RGB 3in1 Full color	B49	30°	24V DC	R = 200 G = 250 B = 250	16.8	448	07

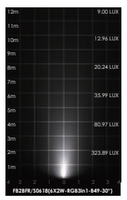

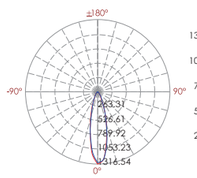

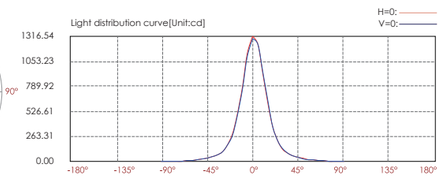

Lux distance cure

Illuminance at a distance

Center beam LUX		Beam width V	Beam width H
2m	323.89 LUX	0.9m	0.9m
4m	80.97 LUX	1.9m	1.9m
6m	35.99 LUX	2.8m	2.8m
8m	20.24 LUX	3.7m	3.7m
10m	12.96 LUX	4.7m	4.6m
12m	9.00 LUX	5.6m	5.6m

Ver.Spread:26.2 Horiz.Spread:26.2

For more photometric data , please access Kapego website www.kapego.com

RGB

Recessed RGB LED Inground Light

LED Wave Length

R =620-630 nm
G =520-530 nm
B =460-470 nm

Optics

B49	
L0120D023KP	20°
L0130D023KP	30°

B49

20°

30°

FB2VAR0619

FB2VAS0619

Outer Dimensions

Unit:mm

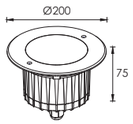

FB2VAR0619

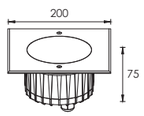

FB2VAS0619

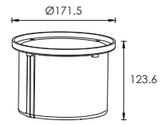

057# Mounting sleeve

Material Specifications

Housing	12# Die-casting grey powder coated aluminum. T=60-80μm Adhesion of ISO class 1/ASTM class 4B
Waterproof	Molding shaped silicone seal
Front ring	Hard chromeplated stainless steel SUS 316L#
Light Window	Step tempered glass.T=8mm
Glass pressure capacity	Full area=2274 kgs
Cable gland	IP68 PG-9 PA66
Gasket	Silicone seal
LED	SMD 5050 RGB 3 IN 1LED
Lens	Optical lens.efficiency≥85%
LED Driver	Constant Voltage Input,Constant Current Output
Operating temperature	-20˚C~40˚C
Power Cable	H05RN-F 4X0.75mm² L=0.5m
Mounting sleeve	ABS 057#



Item	Light source	Lens	The manufacturer selected lens degree(°)Θ1/2	Input voltage(V)	Typical operating current(mA)	Typical consumption(W)	Typical luminance(lm)	IK rate
◯ **FB2VAR0619**	6×3W RGB 3in1 Full color	B49	30°	24V DC	R = 350 G = 350 B = 350	25.2	729	09
☐ **FB2VAS0619**	6×3W RGB 3in1 Full color	B49	30°	24V DC	R = 350 G = 350 B = 350	25.2	729	09

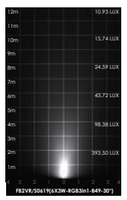

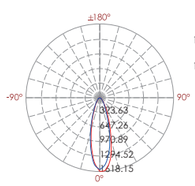

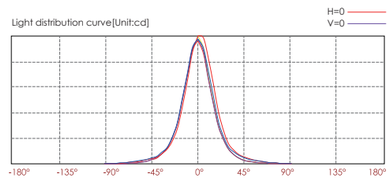

Lux distance cure

Illuminance at a distance

Center beam LUX		Beam width V	Beam width H
2m	393.50 LUX	1.1m	1.1m
4m	98.38 LUX	2.2m	2.2m
6m	43.72 LUX	3.3m	3.2m
8m	24.59 LUX	4.4m	4.3m
10m	15.74 LUX	5.5m	5.4m
12m	10.93 LUX	6.6m	6.5m

Ver.Spread:31.0 Horiz.Spread:30.2

For more photometric data , please access Kapego website www.kapego.com

Recessed RGB LED Linear Inground Light

LED Wave Length

R =620-630 nm
G =520-530 nm
B =460-470 nm

Optics

B48
L0130D020KP 30°

B48

30°

Outer Dimensions

Unit:mm

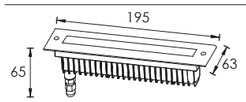

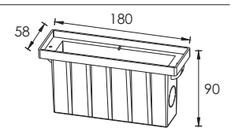

Mounting sleeve 076#

Material Specifications

Housing	12# Die-casting dark grey powder coated aluminum.T=60-80μm
Front cover	Hard chromeplated stainless steel SUS 316L#
Light Window	Step tempered glass.T=8mm
LED	SMD3535 3 IN 1 LED
Cable gland	IP68 PG-9 PA66
Glass pressure capacity	Full area=3251kgs
Gasket	Molding shaped silicone seal
PCB	Excellent heat conduvtivity aluminum, coefficient of heat Conductivity≥2.0w/mk
LED Driver	Constant Voltage Input,Constant Current Output
Operating temperature	-20˚C~40˚C
Power Cable	H05RN-F 4X0.75mm² L=0.5m
Mounting sleeve	ABS 076

Mounting Sleeve Characteristic

1.The right picture – the supporting plate "A" is used for preventing deformation of the sleeve during the construction installation process.

2.Please remove the supporting plate "A" from the mounting sleeve before the lamp installation.

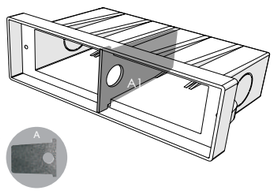

Item	Light source	Lens	The manufacturer selected lens degree(°)θ1/2	Weight	Input voltage(V)	Typical operating current(mA)	Typical consumption(W)	Typical luminance(lm)	IK rate
B2FL0318	3×2W RGB 3in1 Full color	B48	30°	0.9	24V DC	R = 70 G = 150 B = 150	8.8	221	08



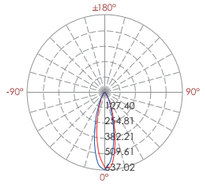

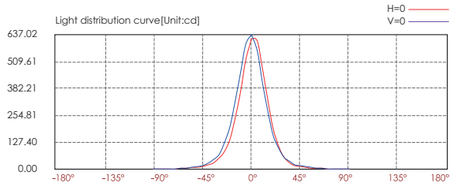

Lux distance cure

	Illuminance at a distance Center beam LUX	Beam width V	Beam width H
2m	158.77 LUX	0.9m	1.0m
4m	39.69 LUX	1.9m	2.0m
6m	17.64 LUX	2.8m	3.1m
8m	9.92 LUX	3.8m	4.1m
10m	6.35 LUX	4.7m	5.1m
12m	4.41 LUX	5.7m	6.1m

Ver.Spread:26.7 Horiz.Spread:28.6

For mo re photometric data , please access Kapego website www.kapego.com

RGB

Recessed RGB LED Linear Inground Light

LED Wave Length

R =620-630 nm
G =520-530 nm
B =460-470 nm

Optics

B48
L0130D020KP 30°

B48

30°

Outer Dimensions

Unit:mm

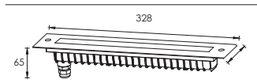

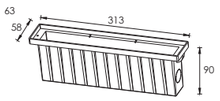

077# Mounting sleeve

Material Specifications

Housing	12# Die-casting dark grey powder coated aluminum.T=60-80μm
Front cover	Hard chromeplated stainless steel SUS 316L#
Light Window	Step tempered glass.T=8mm
LED	SMD3535 3 IN 1 LED
Cable gland	IP68 PG-9 PA66
Glass pressure capacity	Full area=3251kgs
Gasket	Molding shaped silicone seal
PCB	Excellent heat conduvtivity aluminum, coefficient of heat Conductivity≥2.0w/mk
LED Driver	Constant Voltage Input,Constant Current Output
Operating temperature	-20˚C~40˚C
Power Cable	H05RN-F 4X0.75mm² L=0.5m
Mounting sleeve	ABS 077#

Mounting Sleeve Characteristic

1.The above picture – the supporting plate "A1" and "A2" are used for preventing deformation of the sleeve during the construction installation process.

2.Please remove the supporting plate "A1" and "A2" from the mounting sleeve before the lamp installation.

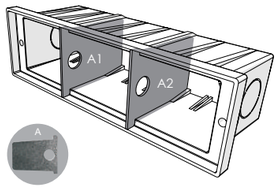

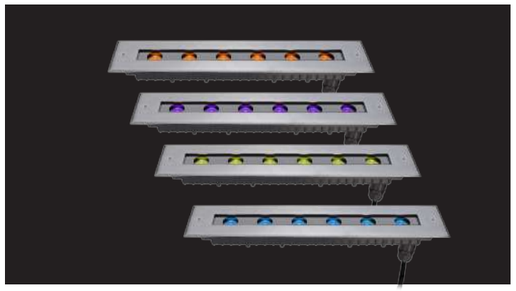

Item	Light source	Lens	The manufacturer selected lens degree(°)θ1/2	Weight	Input voltage(V)	Typical operating current(mA)	Typical consumption(W)	Typical luminance(lm)	IK rate
B2FL0618	6×2W RGB 3in1 Full color	B48	30 °	1.6	24V DC	R = 200 G = 250 B = 250	17	387	08



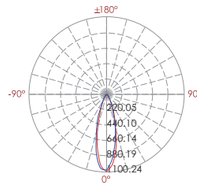

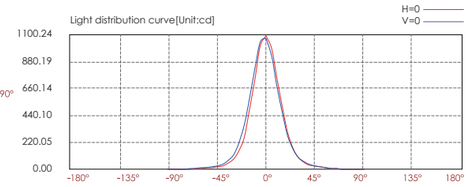

Lux distance cure

	Illuminance at a distance Center beam LUX	Beam width V	Beam width H
2m	268.61 LUX	1.0m	1.0m
4m	67.15 LUX	2.0m	2.0m
6m	29.85 LUX	3.0m	3.0m
8m	16.79 LUX	4.0m	4.0m
10m	10.74 LUX	4.9m	5.1m
12m	7.46 LUX	5.9m	6.1m

Ver.Spread:27.8 Horiz.Spread:28.4

For mo re photometric data , please access Kapego website www.kapego.com

Recessed RGB LED strip inground light

LED Wave Length

R =620-630 nm
G =520-530 nm
B =460-470 nm

Optics

B48
L0130D020KP 30°

B48

30°



RGB

Outer Dimensions

Unit:mm

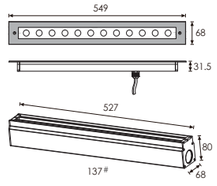

Mounting sleeve 137#

B2RLB1205

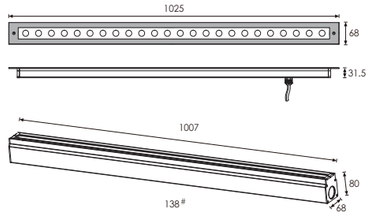

Mounting sleeve #138

B2RLB2405

Material Specifications

Housing	Extruded aluminum, powder coated
Front cover	Hard chromeplated stainess steel SUS 316L
Light Window	Tempered glass.T=6mm
LED	SMD3535 3 IN 1 LED
Lens	Optical lens.efficiency≥85%
Cable gland	IP68 PG-9 PA66
Gasket	Glass and housing are silicone sealed
Operating temperature	-20˚C~40˚C
Power Cable	H05RN-F 4x0.75mm² L=0.5m
Mounting sleeve	Powder Coated Aluminum 138#

Item	Light source	Lens	Length L=(mm)	The manufacturer selected lens degree(°)θ1/2	Input voltage(V)	Typical operating current(mA)	Typical consumption(W)	Typical luminance(lm)	IK rate
B2RLB1205	12×1.5W RGB 3 IN1 Full Color	B48	549mm	30°	24V DC	R = 275 G = 302 B = 303	21	616	07
B2RLB2405	24×1.5W RGB 3 IN1 Full Color	B48	1025mm	30°	24V DC	R = 537 G = 606 B = 602	42	1249	07



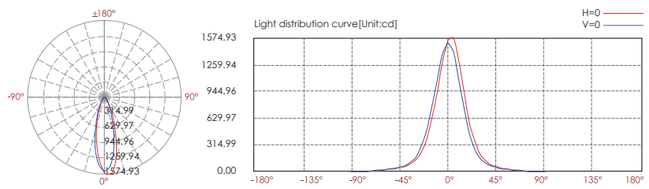

Lux distance cure

	Illuminance at a distance Center beam LUX	Beam width V	Beam width H
2m	380.98 LUX	1.0m	1.0m
4m	95.25 LUX	2.1m	2.1m
6m	42.33 LUX	3.1m	3.1m
8m	23.81 LUX	4.2m	4.2m
10m	15.24 LUX	5.2m	5.2m
12m	10.58 LUX	6.2m	6.3m

Ver.Spread:29.2 Horiz.Spread:29.4



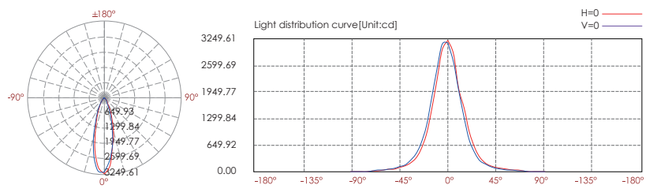

Lux distance cure

	Illuminance at a distance Center beam LUX	Beam width V	Beam width H
2m	787.31 LUX	1.0m	1.0m
4m	196.83 LUX	2.0m	2.1m
6m	87.48 LUX	3.0m	3.1m
8m	49.21 LUX	4.0m	4.1m
10m	31.49 LUX	5.0m	5.2m
12m	21.87 LUX	6.1m	6.2m

Ver.Spread:28.3 Horiz.Spread:28.9

For more photometric data , please access Kapego website www.kapego.com

High Power RGB LED Garden Light

LED Wave Length

R =620-630 nm
G =520-530 nm
B =460-470 nm

Optics

B49
L0120D023KP 20°
L0130D023KP 30°

B49

20°

30°

Outer Dimensions

Unit:mm

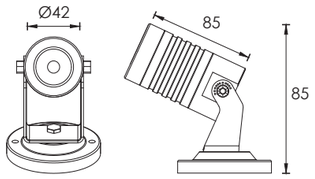

B3AM0106

Material Specifications

Front cover & Housing	Aluminum anodized finshing or powder painting
lens	Optical lens,efficiency≥85%
Light Window	Tempered glass.T=3mm
Cable gland	Nickel coated copper
Gasket	Tooling shaped seal
LED	SMD3535 RGB 3 IN 1 LED
PCB	Excellent heat conductivity aluminum,coefficient of heat Conductivity≥2.0w/mk
LED Driver	Constant Voltage Input,Constant Current Output
Operating temperature	-20˚C~40˚C
Power Cable	H05RN-F 4X0.75mm² L=2.0m

Housing Color Option

Sanded Brown RAL 8019	Matt Black RAL 9005	Silver Resistant Paint RAL 9006	Aluminum anodized

Item	Light source	Lens	The manufacturer selected lens degree(°)θ1/2	Input voltage(V)	Typical operating current(mA)	Typical consumption(W)	Typical luminance(lm)	IK rate
B3AM0106	1×3W RGB 3in1 Full color	B49	30°	24V DC	R = 48 G = 62 B = 62	4.1	95	02



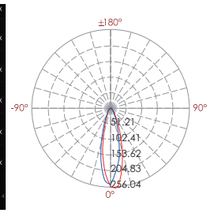

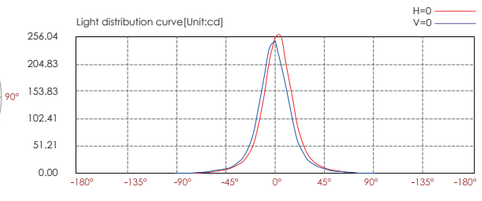

Lux distance cure

Illuminance at a distance	Center beam LUX	Beam width V	Beam width H
2m	62.11 LUX	1.0m	1.0m
4m	15.53 LUX	2.0m	1.9m
6m	6.90 LUX	3.0m	2.9m
8m	3.88 LUX	4.0m	3.9m
10m	2.48 LUX	5.0m	4.8m
12m	1.73 LUX	6.0m	5.8m

Ver.Spread:28.1 Horiz.Spread:27.1

For more photometric data , please access Kapego website www.kapego.com

RGB

High Power RGB LED Garden Light

LED Wave Length

R =620-630 nm
G =520-530 nm
B =460-470 nm

Optics

B49
L0120D023KP 20°
L0130D023KP 30°

B49

20°

30°

Outer Dimensions

Unit:mm

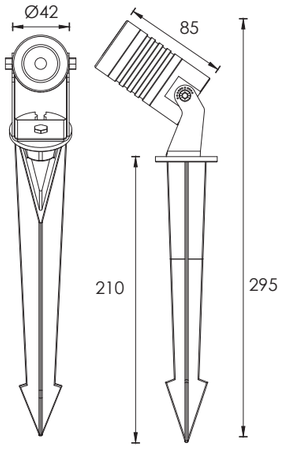

B3AB0106

Material Specifications

Front cover & Housing	Aluminum anodized finshing or powder painting
lens	Optical lens,efficiency≥85%
Light Window	Tempered glass.T=3mm
Cable gland	Nickel coated copper
Gasket	Tooling shaped seal
LED	SMD 3535 RGB 3 IN 1 LED
PCB	Excellent heat conductivity aluminum,coefficient of heat Conductivity≥2.0w/mk
LED Driver	Constant Voltage Input,Constant Current Output
Operating temperature	-20˚C~40˚C
Power Cable	H05RN-F 4X0.75mm² L=2.0m

Housing Color Option

Sanded Brown RAL 8019	Matt Black RAL 9005	Silver Resistant Paint RAL 9006	Aluminum anodized

Item	Light source	Lens	The manufacturer selected lens degree(°)θ1/2	Input voltage(V)	Typical operating current(mA)	Typical consumption(W)	Typical luminance(lm)	IK rate
B3AB0106	1×3W RGB 3in1 Full color	B49	30°	24V DC	R = 48 G = 62 B = 62	4.1	95	02



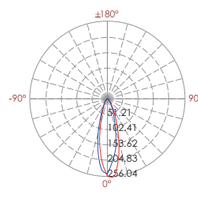

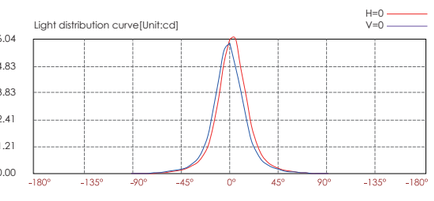

Lux distance cure

Illuminance at a distance	Center beam LUX	Beam width V	Beam width H
2m	62.11 LUX	1.0m	1.0m
4m	15.53 LUX	2.0m	1.9m
6m	6.90 LUX	3.0m	2.9m
8m	3.88 LUX	4.0m	3.9m
10m	2.48 LUX	5.0m	4.8m
12m	1.73 LUX	6.0m	5.8m

Ver.Spread:28.1 Horiz.Spread:27.1

For more photometric data , please access Kapego website www.kapego.com

RGB LED Landscape Light

LED Wave Length

R =620-630 nm
G =520-530 nm
B =460-470 nm

Optics

B49

L0120D023KP 20°
L0130D023KP 30°

B49

20°

30°

Outer Dimensions

Unit:mm

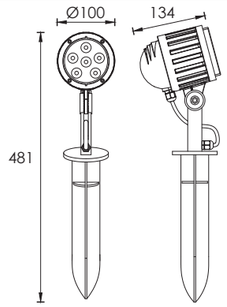

Material Specifications

Housing	12# Die-casting dark grey powder coated aluminum. T=60-80μm.Adhesion of ISO class 1/ASTM class 4B
lens	All-in-one optical lens,efficiency≥85%
Light Window	Tempered glass.T=4mm
Cable gland	IP68 PG-9 PVC copper and nicket coated
Gasket	Molding shaped silicone double seal
LED	SMD3535 RGB 3 IN 1 LED
PCB	Excellent heat conductivity aluminum,coefficient of heat Conductivity≥2.0w/mk
LED Driver	Constant Voltage Input,Constant Current Output
Operating temperature	-20˚C~40˚C
Power Cable	H05RN-F 4X0.75mm² L=2.0m
Spike	ABS spike 7A
Bracket	Powder coated die-casting aluminum

Adjustable Beam Direction

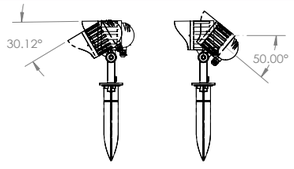

Housing Color Option

3001# Optional hood	Sanded Dark Grey KAP 7037	Sanded Black RAL 9005

Item	Light source	Lens	The manufacturer selected lens degree(°)θ1/2	Input voltage(V)	Typical operating current(mA)	Typical consumption(W)	Typical luminance(lm)	IK rate
FB3BQB0618	6×2.0W	B49	30°	24V DC	R = 210 G = 260 B = 260	17.5	393	05



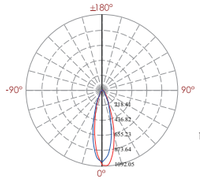

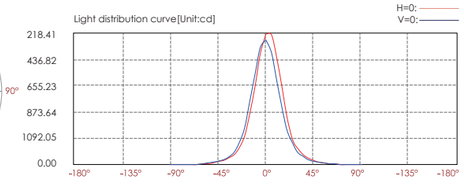

Lux distance cure

Center beam LUX	Illuminance at a distance	Beam width V	Beam width H
2m	259.26LUX	1m	1m
4m	64.82 LUX	2.1m	2.0m
6m	28.81 LUX	3.1m	3.0m
8m	16.20LUX	4.2m	4.0m
10m	10.37LUX	5.2m	4.9m
12m	7.20 LUX	6.3m	5.9m

Ver.Spread:29.2 Horiz.Spread:27.8

For more photometric data , please access Kapego website www.kapego.com

RGB

Architectural and Landscape RGB LED Spot Light

LED Wave Length

R =620-630 nm
G =520-530 nm
B =460-470 nm

Optics

B49

L0120D023KP 20°
L0130D023KP 30°

B49

20°

30°

Outer Dimensions

Unit:mm

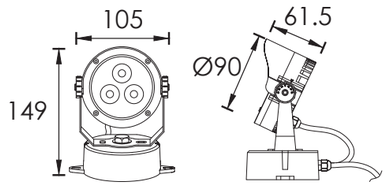

Material Specifications

Housing	12# Die-casting dark grey powder coated aluminum. T=60-80μm.Adhesion of ISO class 1/ASTM class 4B
lens	All-in-one optical lens,efficiency≥85%
Light Window	Tempered glass.T=3mm
Cable gland	IP68 PG-9 PA66
LED	SMD3535 RGB 3 IN 1 LED
Gasket	Tooling shaped seal
Bracket	Steel aluminum
Power Cable	H05RN-F 4X0.75mm² L=2.0m

Housing Color Option

Basic	Secondary	
Sanded Dark Grey KAP 7037	Silver Resistant Paint RAL 9006	Sanded Black RAL9005

Item	Light source	Lens	The manufacturer selected lens degree(°)θ1/2	Input voltage(V)	Typical operating current(mA)	Typical consumption(W)	Typical luminance(lm)	IK rate
FB3BBM0318	3×2W RGB 3in1 Full color	B49	30°	24V DC	R = 70 G = 125 B = 124	7.50	257	07

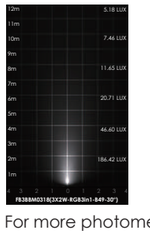

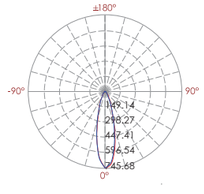

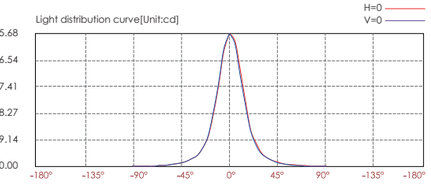

Lux distance cure

Center beam LUX	Illuminance at a distance	Beam width V	Beam width H
2m	186.42 LUX	1.0m	0.9m
4m	46.60 LUX	1.9m	1.9m
6m	20.71 LUX	2.9m	2.8m
8m	11.65 LUX	3.8m	3.8m
10m	7.46 LUX	4.8m	4.7m
12m	5.18 LUX	5.8m	5.7m

Ver.Spread:26.9 Horiz.Spread:26.6

For more photometric data , please access Kapego website www.kapego.com

Architectural and Landscape RGB LED Spot Light

LED Wave Length

R =620-630 nm
G =520-530 nm
B =460-470 nm

Optics

B49

L0120D023KP 20°
L0130D023KP 30°

B49

20°

30°

Outer Dimensions

Unit:mm

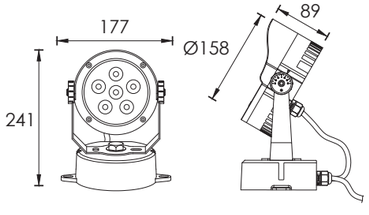

Material Specifications

Housing	12# Die-casting dark grey powder coated aluminum. T=60-80μm.Adhesion of ISO class 1/ASTM class 4B
lens	All-in-one optical lens,efficiency≥85%
Light Window	Tempered glass.T=4mm
Cable gland	IP68 PG-9 PA66
LED	SMD5050 RGB 3 IN 1 LED
Gasket	Tooling shaped seal
Bracket	Steel aluminum
Power Cable	H05RN-F 4X0.75mm² L=2.0m

Housing Color Option

Basic	Secondary	
Sanded Dark Grey KAP 7037	Silver Resistant Paint RAL 9006	Sanded Black RAL9005

Item	Light source	Lens	The manufacturer selected lens degree(°)θ1/2	Input voltage(V)	Typical operating current(mA)	Typical consumption(W)	Typical luminance(lm)	IK rate
FB3BDM0619	6×3W RGB 3in1 Full color	B49	30°	24V DC	R = 350 G = 350 B = 350	25.0	701	08



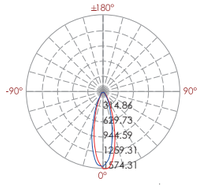

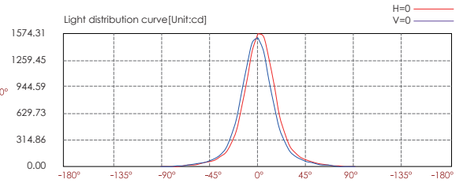

Lux distance cure

Illuminance at a distance		Beam width V	Beam width H
Center beam LUX			
2m	381.67 LUX	1.1m	1.1m
4m	95.42 LUX	2.2m	2.2m
6m	42.41 LUX	3.3m	3.2m
8m	23.85 LUX	4.4m	4.3m
10m	15.27 LUX	5.5m	5.4m
12m	10.60 LUX	6.6m	6.5m

Ver.Spread:30.9 Horiz.Spread:30.2

For more photometric data , please access Kapego website www.kapego.com

RGB

Architectural and Landscape RGB LED Spot Light

LED Wave Length

R =620-630 nm
G =520-530 nm
B =460-470 nm

Optics

B49

L0120D023KP 20°
L0130D023KP 30°

B49

20°

30°

Outer Dimensions

Unit:mm

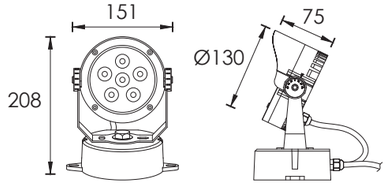

Material Specifications

Housing	12# Die-casting dark grey powder coated aluminum. T=60-80μm.Adhesion of ISO class 1/ASTM class 4B
lens	All-in-one optical lens,efficiency≥85%
Light Window	Tempered glass.T=4mm
Cable gland	IP68 PG-9 PA66
LED	SMD3535 RGB 3 IN1LED
Gasket	Tooling shaped seal
Bracket	Steel aluminum
Power Cable	H05RN-F 4X0.75mm² L=2.0m

Housing Color Option

Basic	Secondary	
Sanded Dark Grey KAP 7037	Silver Resistant Paint RAL 9006	Sanded Black RAL9005

Item	Light source	Lens	The manufacturer selected lens degree(°)θ1/2	Input voltage(V)	Typical operating current(mA)	Typical consumption(W)	Typical luminance(lm)	IK rate
FB3BCM0618	6×2W RGB 3in1 Full color	B49	30°	24V DC	R = 200 G = 250 B = 250	16.5	443	08



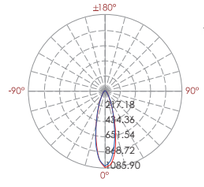

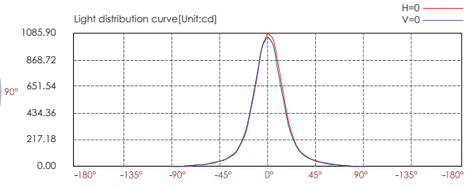

Lux distance cure

Illuminance at a distance		Beam width V	Beam width H
Center beam LUX			
2m	265.48 LUX	1.0m	1.0m
4m	66.37 LUX	2.1m	2.0m
6m	29.50 LUX	3.1m	3.0m
8m	16.59 LUX	4.1m	4.1m
10m	10.62 LUX	5.2m	5.1m
12m	7.37 LUX	6.2m	6.1m

Ver.Spread:29.0 Horiz.Spread:28.5

For more photometric data , please access Kapego website www.kapego.com

RGB

Architectural and Landscape RGB LED Spot Light

LED Wave Length

R =620-630 nm
G =520-530 nm
B =460-470 nm

Optics

B48

L0130D020KP 30°

B48

30°

Outer Dimensions

Unit:mm

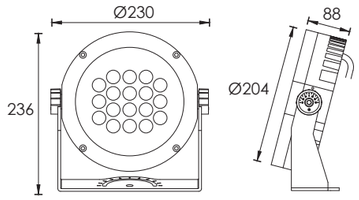

Material Specifications

Housing	12# Die-casting dark grey powder coated aluminum. T=60-80μm.Adhesion of ISO class 1/ASTM class 4B
Light Window	Tempered glass.T=4mm
Cable gland	Copper and nickel coated
Lens	Optical lens,efficiency≥85%
LED	SMD3535 RGB 3 IN 1 LED
Bracket	Powder coated aluminum.T=2.5mm
Operating temperature	-20˚C~40˚C
Power Cable	H05RN-F 4X0.75mm² L=2.0m

Housing Color Option

Basic	Secondary	
Sanded Dark Grey KAP 7037	Silver Resistant Paint RAL 9006	Sanded Black RAL9005



Heat radiation structure



High Precision Gear Vertical Rotation System

Item	Light source	Lens	The manufacturer selected lens degree(°)θ1/2	Input voltage(V)	Typical operating current(mA)	Typical consumption(W)	Typical luminance(lm)	IK rate
B3BB1818	18×2W RGB 3in1 Full color	B48	30°	24V DC	R = 643 G = 768 B = 759	52	1483	09



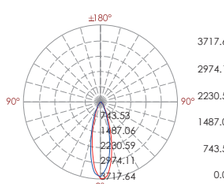

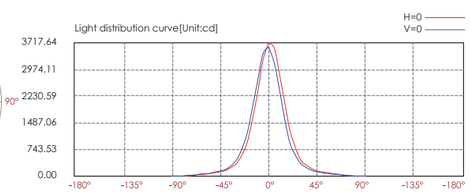

Lux distance cure



For more photometric data , please access Kapego website www.kapego.com

RGB

Architectural and Landscape RGB LED Spot Light

LED Wave Length

R =620-630 nm
G =520-530 nm
B =460-470 nm

Optics

B49

L0120D023KP	20°
L0130D023KP	30°

B49

20°

30°

Outer Dimensions

Unit:mm

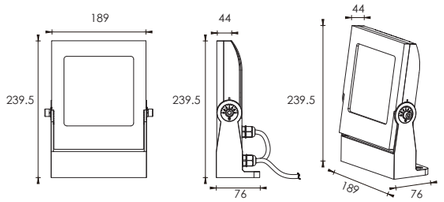

Material Specifications

Housing	12# Die-casting powder coated aluminum . T=60-80μm. Adhesion of ISO class 1/ASTM class 4B
Bracket	Powder coated aluminum
Light Window	Tempered glass. T=4mm
Reflector	Optical Reflector efficiency≥90%
LED	SMD3535 RGB 3 IN 1 LED
Cable gland	IP68 PG-9 PA66
Gasket	Tooling shaped seal
Power cable	H05RN-F 4X0.75mm² L=2.0m

Housing Color Option

Basic	Secondary	
Sanded Dark Grey KAP 7037	Silver Resistant Paint RAL 9006	Sanded Black RAL9005

Item	Light source	Lens	The manufacturer selected lens degree(°)θ1/2	Input voltage(V)	Typical operating current(mA)	Typical consumption(W)	Typical luminance(lm)	IK rate
B3PFM1218	12×2W	B49	30°	24V DC	R = 429 G = 512 B = 506	34	876	08



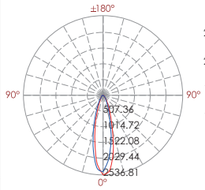

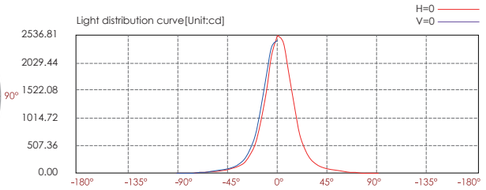

Lux distance cure

Illuminance at a distance Center beam LUX		Beam width V	Beam width H
2m	609.37 LUX	0.9m	0.9m
4m	152.34 LUX	1.9m	1.8m
6m	67.71 LUX	2.8m	2.7m
8m	38.09 LUX	3.8m	3.7m
10m	24.37 LUX	4.7m	4.6m
12m	16.93 LUX	5.7m	5.5m
Ver.Spread:26.6		Horiz.Spread:25.8	

For more photometric data , please access Kapego website www.kapego.com

Architectural and Landscape RGB LED Spot Light

B3BJM1203

B3CJM0603

LED Wave Length

R =620-630 nm
G =520-530 nm
B =460-470 nm

Optics

B49
L0120D023KP 20°
L0130D023KP 30°

A24
L0115D038LK 15°
L0130D038LK 30°

Material Specifications

Housing	12# Die-casting dark grey powder coated aluminum. T=60-80μm.Adhesion of ISO class 1/ASTM class 4B
Light Window	Tempered glass.T=3mm
LED	SMD 5050 RGB 3 IN 1(3BJ/3DJ/3EJ) SMD 3535 RGB 3 IN 1(3CJ)
LED Driver	Constant Voltage Input,Constant Current Output
Cable gland	IP68 PG-9 PA66
Gasket	Tooling shaped seal
Power Cable	H05RN-F 4X0.75mm² L=0.3m (low voltage)

Adjustable beam direction

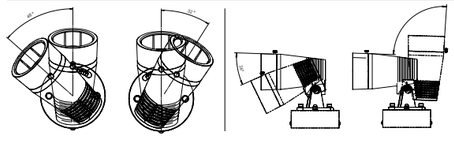

Outer Dimensions

Hood —— Spike Unit:mm

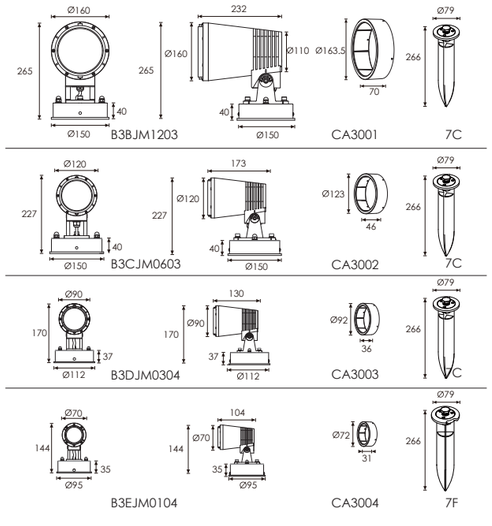

Housing Color Option

B49



20° 30°

A23



15° 30j°

RGB

B3DJM0304

B3EJM0104

Item	Light source	Lens	The manufacturer selected lens degree(°)θ1/2	Input voltage(V)	Typical operating current(mA)	Typical consumption(W)	Typical luminance(lm)	IK rate
B3BJM1203	12X3W RGB 3IN1 12R/12G/12B	B49	30°	24V DC	2000	48.5	1203	06
B3CJM0603	6×3W RGB 3IN1 6R/6G/6B	B49	30°	24V DC	958	23	512	06
B3DJM0304	3×4.5W RGB 3IN1 3R/3G/3B	B49	30°	24V DC	640	15.1	478	06
B3EJM0104	1×4.5W RGB 3IN1 1R/1G/1B	A24	30°	24V DC	285	6.9	159	05



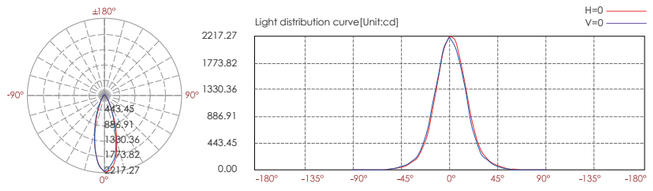



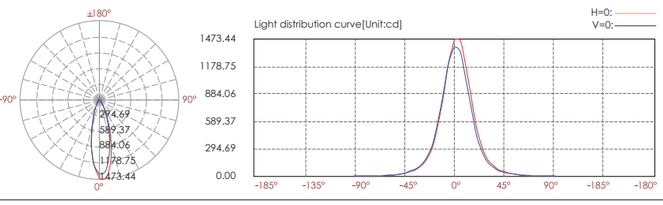



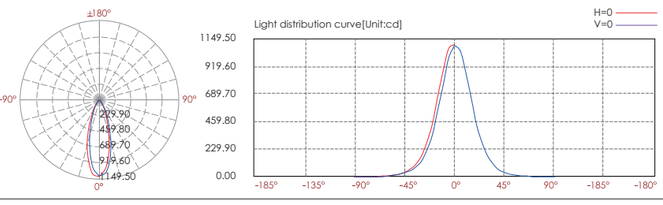



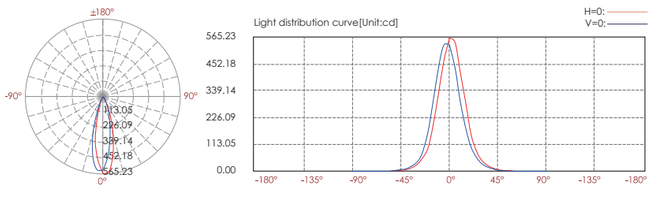

For more photometric data , please access Kapego website www.kapego.com

Features

Horizontal ±30°

Vertical +90°



Heat radiation structure

Hood

Optional accessories - Spike

Build-in water proof junction box

Bellow accessories can combine the series of Single Chip/RGB/COB

Accessories Option--Spike



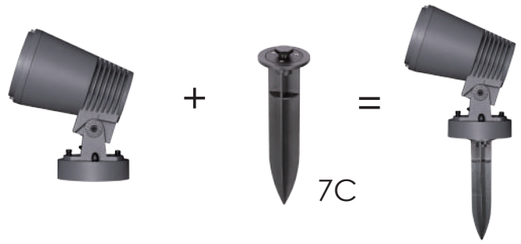

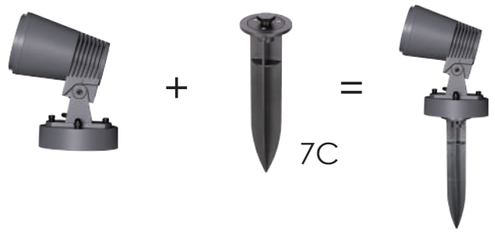

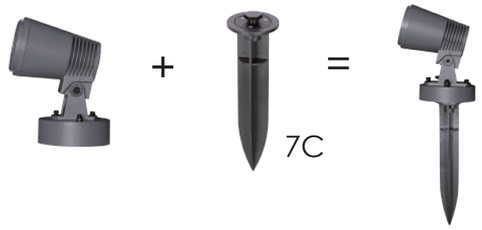

Accessories Option--Hood

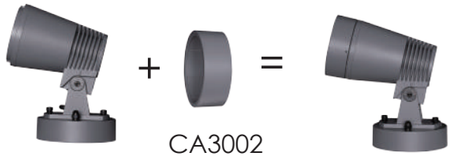

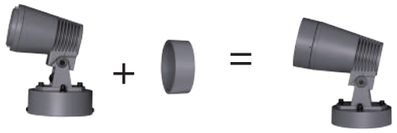

CA3004

RGB

Wall Recessed RGB LED Pool Light
Completely Hard chromeplated Stainless Steel SUS 316L# Housing and Accessories

LED Wave Length

R =620-630 nm
G =520-530 nm
B =460-470 nm

Optics

A24
L0115D038LK 15°
L0130D038LK 30°

A24



15° 30°

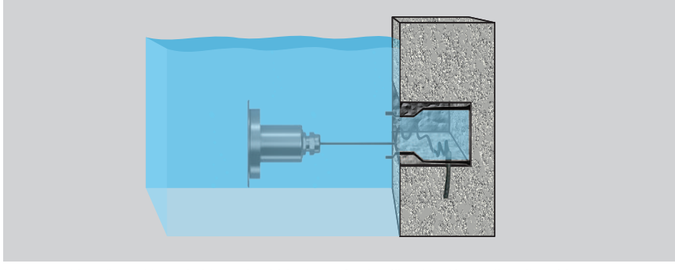

Water must be allowed to go inside and outside sleeve freely without leaking to the other side.

Warning:
Must be installed under the water to prevent the light from being burnt off because of over-heating.

Outer Dimensions

Unit:mm

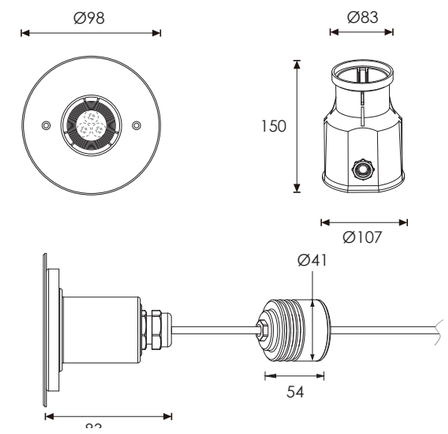

Material Specifications

Front cover&Housing	Hard chromeplated molding shaped SUS 316L# stainless steel housing
Gasket	EPDM gasket
Light Window	Step tempered glass. T=8mm
LED	SMD5050 3 IN 1 LED
Lens	All-in-one optical lens, efficiency≥85%
Cable gland	IP68 PG-11 copper with nickel-coated
PCB	Excellent heat conductivity aluminum, coefficient of heat conductivity≥2.0w/mk
LED Driver	Constant Voltage Input,Constant Current Output
Application environment	Temperature of water between -20°C~40°C less than 1 meter depth.
Power cable	H05RN-F 4X0.75mm L=3m

Item	Light source	Lens	The manufacturer selected lens degree(°)θ1/2	Input voltage(V)	Typical operating current(mA)	Typical consumption(W)	Typical luminance(lm)	IK rate
A4AA0304	1x4.5W SMD5050 3 IN 1 LED FULL COLOR	A24	30°	24V DC	234	5.6	129	07

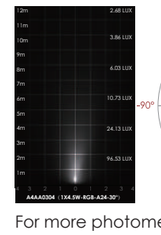

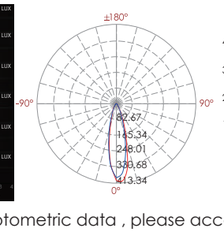

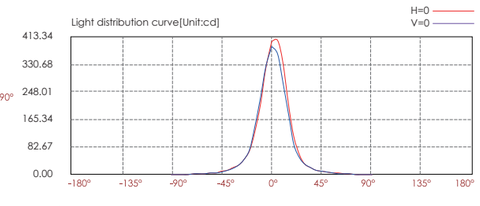

Lux distance cure

	Illuminance at a distance Center beam LUX	Beam width V	Beam width H
2m	96.53 LUX	0.9m	0.9m
4m	24.13 LUX	1.9m	1.9m
6m	10.73 LUX	2.8m	2.8m
8m	6.03 LUX	3.7m	3.7m
10m	3.86 LUX	4.6m	4.7m
12m	2.68 LUX	5.6m	5.6m

Ver.Spread:26.2 Horiz.Spread:26.4

For more photometric data , please access Kapego website



Recessed RGB LED Pool Light
Completely Stainless Steel SUS 316# Housing and Accessories

LED Wave Length

R =620-630 nm
G =520-530 nm
B =460-470 nm

Optics

B49
L0120D023KP 20°
L0130D023KP 30°

B49

20°

30°

Outer Dimensions

Unit:mm

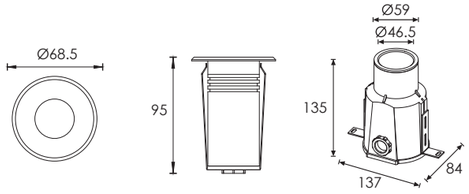

Mounting sleeve 061#

Material Specifications

Front cover & Housing	Hard chromeplated Molding shaped stainless steel SUS 316#
Light Window	Step tempered glass.T=7mm
Gasket	Silicone Gasket
LED	SMD 3535 RGB 3 IN 1
Lens	Optical lens,efficiency≥85%
PCB	Excellent heat conductivity aluminum.coefficient of heat Conductivity≥2.0w/mk
LED Driver	Constant Voltage Input,Constant Current Output
Power Cable	H05RN-F 4X0.75mm² L=3.0m
Application environment	Temperature of water between -20˚C~40˚C less than 1 meter depth.
Mounting sleeve	ABS 061#

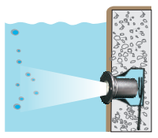

Water must be allowed to go inside and outside sleeve freely without leaking to the other side.

Warning:
Must be installed under the water to prevent the light from being burnt off because of over-heating.

Item	Light source	Lens	The manufacturer selected lens degree(°)θ1/2	Input voltage(V)	Typical operating current(mA)	Typical consumption(W)	Typical luminance(lm)	IK rate
B4A0106	1×3W RGB 3in1 Full color	B49	30°	24V DC	R = 48 G = 62 B = 62	4.1	103	06



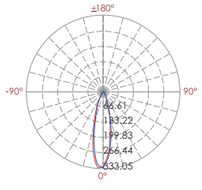

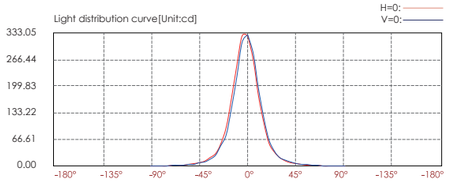

Lux distance cure

Illuminance at a distance

	Center beam LUX	Beam width V	Beam width H
2m	82.44 LUX	0.9m	0.9m
4m	20.61 LUX	1.8m	1.8m
6m	9.16 LUX	2.8m	2.7m
8m	5.15 LUX	3.7m	3.6m
10m	3.30 LUX	4.6m	4.6m
12m	2.29 LUX	5.5m	5.5m

Ver.Spread:26.0 Horiz.Spread:25.7

For more photometric data , please access Kapego website www.kapego.com

RGB

Recessed RGB LED Pool Light
Completely Stainless Steel SUS 316# Housing and Accessories

LED Wave Length

R =620-630 nm
G =520-530 nm
B =460-470 nm

Optics

B48
L0130D020KP 30°

B48

30°

Outer Dimensions

Unit:mm

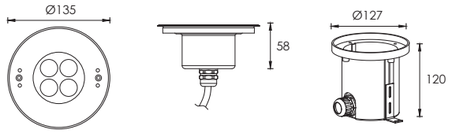

Mounting sleeve 058#

Material Specifications

Front cover & Housing	Hard chromeplated molding shaped stainless steel SUS 316L#
Light Window	Step tempered glass.T=8mm
LED	LED SMD3535 RGB 3 IN 1 LED
Gasket	Silicone gasket
PCB	Excellent heat conductivity aluminum.coefficient of heatConductivity≥2.0w/mk
Cable gland	IP68 PG-11 copper with nickel-coated
LED Driver	Constant Voltage Input,Constant Current Output
Power Cable	H07RN-F 4X1.0mm² L=3.0m
Application environment	Temperature of water between -20˚C~40˚C less than 1 meter depth.
Built-in Overheat Sensor System	Automatic Shutdown at 75°C
Mounting sleeve	ABS 058#

Built-in Radiator

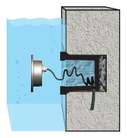

Water must be allowed to go inside and outside sleeve freely without leaking to the other side.

Warning:
Must be installed under the water to prevent the light from being burnt off because of over-heating.

Item	Light source	Lens	The manufacturer selected lens degree(°)θ1/2	Input voltage(V)	Typical operating current(mA)	Typical consumption(W)	Typical luminance(lm)	IK rate
B4XC0418	4×2W RGB 3in1 Full color	B48	30°	24V DC	R = 200 G = 215 B = 215	15	262	08

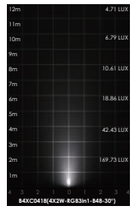

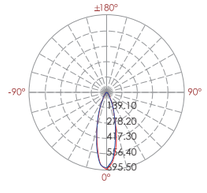

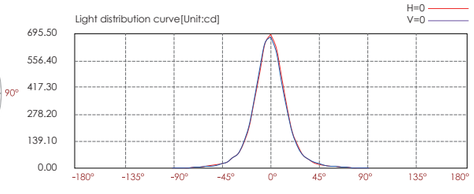

Lux distance cure

Illuminance at a distance

	Center beam LUX	Beam width V	Beam width H
2m	137.96 LUX	0.8m	0.7m
4m	34.49 LUX	1.7m	1.4m
6m	15.33 LUX	2.5m	2.1m
8m	8.62 LUX	3.3m	2.8m
10m	5.52 LUX	4.1m	3.5m
12m	3.83 LUX	5.0m	4.2m

Ver.Spread:23.4 Horiz.Spread:20.0

For more photometric data , please access Kapego website www.kapego.com

Wall Recessed RGB LED Pool Light Completely Hard chromeplated Stainless Steel SUS 316L# Housing and Accessories

LED Wave Length

R =620-630 nm
G =520-530 nm
B =460-470 nm

Optics

B48

L0130D020KP 30°

B48

30°

Outer Dimensions

Unit:mm

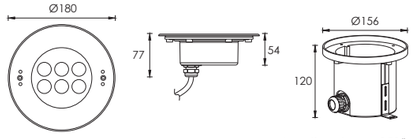

Mounting sleeve 059#

Material Specifications

Front cover & Housing	Hard chromeplated Molding shaped stainless steel SUS 316L#
Light window	Step tempered glass.T=8mm
LED	LED SMD3535 RGB 3 IN 1 LED
Gasket	Silicone gasket
Lens	Optical lens,efficiency≥85%
PCB	Excellent heat conductivity aluminum.coefficient of heatConductivity≥2.0w/mk
Cable gland	IP68 PG-11 copper with nickel-coated
LED Driver	Constant Voltage Input,Constant Current Output
Power Cable	H07RN-F 4X1.0mm² L=3.0m
Built-in Overheat Sensor System	Automatic Shutdown at 75°C
Application Environment	Temperature of water between -20˚C~40˚C less than 1 meter depth.
Mounting sleeve	059# ABS

Built-in Radiator

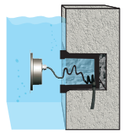

Water must be allowed to go inside and outside sleeve freely without leaking to the other side.

Warning:
Must be installed under the water to prevent the light from being burnt off because of over-heating.

Item	Light source	Lens	The manufacturer selected lens degree(°)θ1/2	Input voltage(V)	Typical operating current(mA)	Typical consumption(W)	Typical luminance(lm)	IK rate
B4YB0618	6x3W RGB 3IN1 Full Color	B48	30°	24V DC	R = 300 G = 350 B = 350	24	547	08



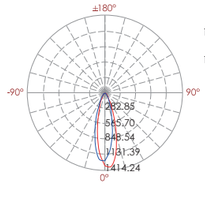

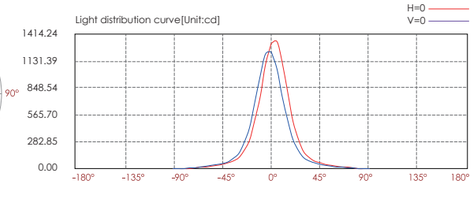

Lux distance cure

	Illuminance at a distance Center beam LUX	Beam width V	Beam width H
2m	307.63 LUX	1.0m	1.0m
4m	76.91 LUX	2.0m	2.0m
6m	34.18 LUX	3.0m	2.5m
8m	19.23 LUX	4.0m	3.5m
10m	12.31 LUX	5.0m	4.5m
12m	8.55 LUX	6.0m	5.5m

Ver.Spread:27.9 Horiz.Spread:27.5

For more photometric data , please access Kapego website www.kapego.com

RGB

Wall Recessed LED RGB Pool Light Completely Hard chromeplated Stainless Steel SUS 316L# Housing and Accessories

LED Wave Length

R =620-630 nm
G =520-530 nm
B =460-470 nm

Optics

B48

L0130D020KP 30°

B48

30°

Outer Dimensions

Unit:mm

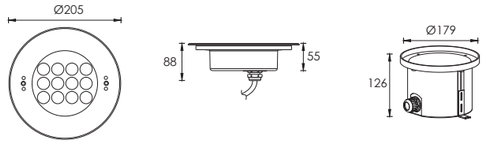

Mounting sleeve 060#

Material Specifications

Front cover & Housing	Hard chromeplated Molding shaped stainless steel SUS 316L#
Light Window	Step tempered glass.T=10mm
Gasket	Silicone Gasket
LED	LED SMD3535 RGB 3 IN 1 LED
Lens	Optical lens,efficiency≥85%
PCB	Excellent heat conductivity aluminum.coefficient of heatConductivity≥2.0w/mk
Cable gland	IP68 PG-11 copper with nickel-coated
LED Driver	Constant Voltage Input,Constant Current Output
Power Cable	H07RN-F 4X1.0mm² L=3.0m
Built-in Overheat Sensor System	Automatic Shutdown at 75°C
Application environment	Temperature of water between -20˚C~40˚C less than 1 meter depth.
Mounting sleeve	060# ABS

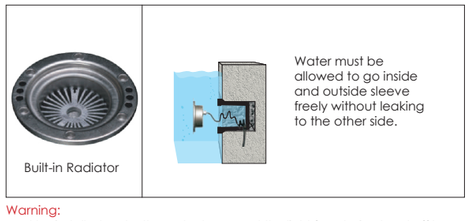

Built-in Radiator

Water must be allowed to go inside and outside sleeve freely without leaking to the other side.

Warning:
Must be installed under the water to prevent the light from being burnt off because of over-heating.



Item	Light source	Lens	The manufacturer selected lens degree(°)θ1/2	Input voltage(V)	Typical operating current(mA)	Typical consumption(W)	Typical luminance(lm)	IK rate
B4ZB1218	12×2W RGB 3in1 Full color	B48	30°	24V DC	R = 400 G = 500 B = 500	33.6	805	08

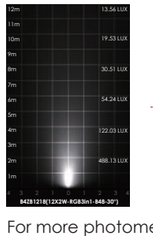

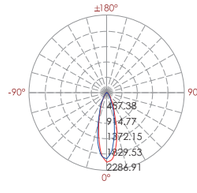

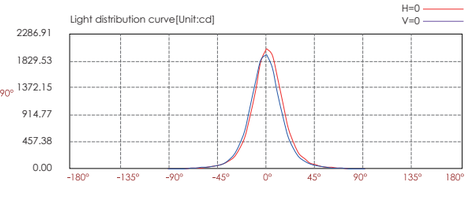

Lux distance cure

	Illuminance at a distance Center beam LUX	Beam width V	Beam width H
2m	488.13 LUX	1.0m	1.0m
4m	122.03 LUX	2.0m	2.0m
6m	54.24 LUX	3.1m	3.0m
8m	30.51 LUX	4.1m	4.0m
10m	19.53 LUX	5.1m	5.0m
12m	13.56 LUX	6.1m	6.0m

Ver.Spread:25.2 Horiz.Spread:28.3

For more photometric data , please access Kapego website www.kapego.com

IP68 OUTDOOR WATER | RoHS COMPLIANT | CE | RGB 4C type

RGB

Wall Recessed RGB LED Pool Light

Completely Hard chromeplated Stainless Steel SUS 316L# Housing and Accessories



LED Wave Length

R =620-630 nm
G =520-530 nm
B =460-470 nm

Optics

B48

L0130D020KP 30°

B48

30°



Water must be allowed to go inside and outside sleeve freely without leaking to the other side.
Warning:
Must be installed under the water to prevent the light from being burnt off because of over-heating.

Built-in Radiator

Outer Dimensions

Unit:mm

Mounting sleeve 075#

Material Specifications

Front cover & Housing	Hard chromeplated Molding shaped stainless steel SUS 316L#
Light Window	Step tempered glass.T=10mm
Gasket	Silicone Gasket
Lens	Optical lens,efficiency≥85%
Glass pressure capacity	Excellent heat conductivity aluminum.coefficient of heatConductivity≥2.0w/mk
PCB	Full area=5012kgs
Cable gland	IP68 PG-11 copper with nickel-coated
LED	SMD3535 RGB 3 IN 1 LED
LED Driver	Constant Voltage Input,Constant Current Output
Power Cable	H07RN-F 4X1.0mm² L=3.0m
Built-in Overheat Sensor System	Automatic Shutdown at 75°C
Application environment	Temperature of water between -20˚C~40˚C less than 1 meter depth.
Mounting sleeve	075# ABS

Item	Light source	Lens	The manufacturer selected lens degree(°)θ1/2	Input voltage(V)	Typical operating current(mA)	Typical consumption(W)	Typical luminance(lm)	IK rate
B4FB1818	18×2W RGB 3in1 Full color	B48	30°	24V DC	R = 630 G = 770 B = 770	52.0	1330	10



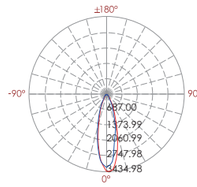

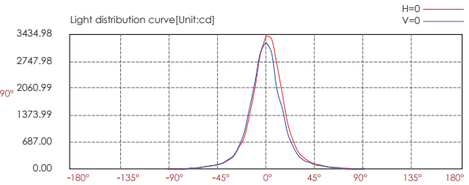

Lux distance cure

Illuminance at a distance	Center beam LUX	Beam width V	Beam width H
2m	810.61 LUX	1.0m	1.0m
4m	202.65 LUX	2.1m	1.9m
6m	90.07 LUX	3.1m	2.9m
8m	50.66 LUX	4.1m	3.8m
10m	32.42 LUX	5.1m	4.8m
12m	22.52 LUX	6.2m	5.8m

Ver.Spread:28.9 Horiz.Spread:27.0

For more photometric data , please access Kapego website www.kapego.com

Central Ejective RGB LED Fountain Light Completely Stainless Steel SUS 316# Housing and Accessories

LED Wave Length

R =620-630 nm
G =520-530 nm
B =460-470 nm

Optics

B48

L0130D020KP 30°

B48

30°

Outer Dimensions

Unit:mm

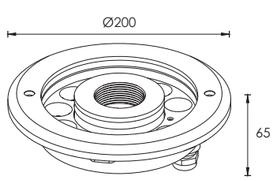

Water jet pipe
G11/2"taper

Warning:
Must be installed under the water to prevent the light from burning up because of over-heating.

Material Specifications

Housing	Hard chromeplated Molding shaped stainless steel sus 316L#
Light Window	Step tempered glass.T=10mm
Gasket	Silicone Gasket
Cable gland	IP68 PG-11 copper with nickel-coated
LED	SMD3535 RGB 3 IN 1
PCB	Excellent heat conductivity aluminum.coefficient of heat Conductivity≥2.0w/mk
LED Driver	Constant Voltage Input,Constant Current Output
Power Cable	H07RN-F 4X1.0mm² L=3.0m
Built-in Overheat Sensor System	Automatic Shutdown at 75°C
Application environment	Temperature of water between -20˚C~40˚C less than 1 meter depth.



Item	Light source	Lens	The manufacturer selected lens degree(°)θ1/2	Input voltage(V)	Typical operating current(mA)	Typical consumption(W)	Typical luminance(lm)	IK rate
B4TA1218	12×2W RGB 3in1 Full color	B48	30°	24V DC	R = 400 G = 500 B = 500	33.6	924	09

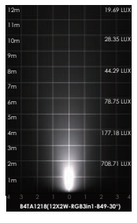

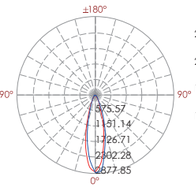

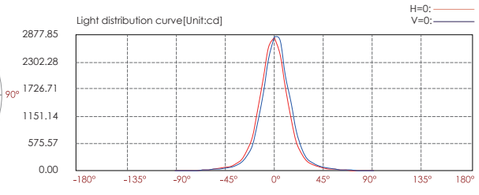

Lux distance cure

	Center beam LUX	Beam width V	Beam width H
2m	708.71 LUX	0.9m	1.0m
4m	177.18 LUX	1.9m	1.9m
6m	78.75 LUX	2.8m	2.9m
8m	44.29 LUX	3.8m	3.8m
10m	28.35 LUX	4.7m	4.8m
12m	19.69 LUX	5.7m	5.7m

Ver.Spread:26.6 Horiz.Spread:26.9

For more photometric data , please access Kapego website www.kapego.com

RGB

Central Ejective RGB LED Fountain Light Completely Stainless Steel SUS 316# Housing and Accessories

LED Wave Length

R =620-630 nm
G =520-530 nm
B =460-470 nm

Optics

B48

L0130D020KP 30°

B48

30°

Outer Dimensions

Unit:mm

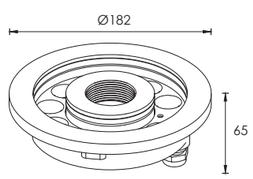



Water jet pipe
G11/2"taper

Warning:
Must be installed under the water to prevent the light from burning up because of over-heating.

Material Specifications

Housing	Hard chromeplated Molding shaped stainless steel SUS 316L#
Light Window	Step tempered glass.T=10mm
Gasket	EPDM gasket
Cable gland	IP68 PG-11 copper with nickel-coated
LED	SMD 3535 RGB 3 IN 1
PCB	Excellent heat conductivity aluminum.coefficient of heat Conductivity≥2.0w/mk
LED Driver	Constant Voltage Input,Constant Current Output
Power Cable	H07RN-F 4X1.0mm² L=3.0m
Built-in Overheat Sensor System	Automatic Shutdown at 75°C
Application environment	Temperature of water between -20˚C~40˚C less than 1 meter depth.

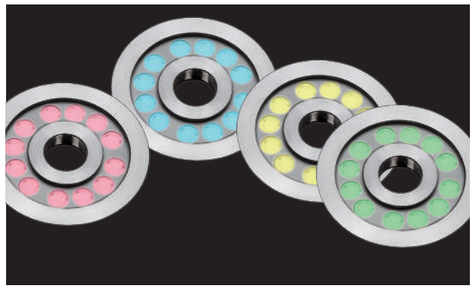

Item	Light source	Lens	The manufacturer selected lens degree(°)θ1/2	Input voltage(v)	Typical operating current(mA)	Typical consumption(w)	Typical luminance(lm)	IK rate
B4TB1218	12×2W RGB 3in1 Full color	B48	30°	24V DC	R = 400 G = 500 B = 500	33.6	924	09

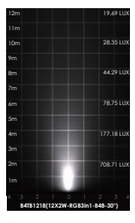

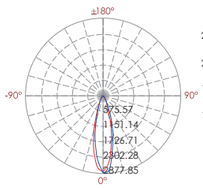

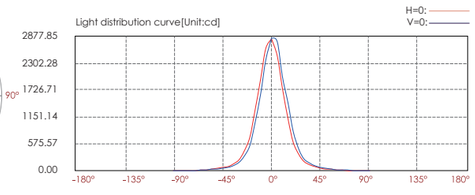

Lux distance cure

	Center beam LUX	Beam width V	Beam width H
2m	708.71 LUX	0.9m	1.0m
4m	177.18 LUX	1.9m	1.9m
6m	78.75 LUX	2.8m	2.9m
8m	44.29 LUX	3.8m	3.8m
10m	28.35 LUX	4.7m	4.8m
12m	19.69 LUX	5.7m	5.7m

Ver.Spread:26.6 Horiz.Spread:26.9

For more photometric data , please access Kapego website www.kapego.com

IP68 OUTDOOR RATED | RoHS COMPLIANT | CE | RGB 4C type

Wall Recessed RGB LED Pool Light

Completely Hard Chromeplated Stainless Steel SUS 316&316L# Housing and Accessories

LED Wave Length

R =620-630 nm
G =520-530 nm
B =460-470 nm

Optics

B48
L0130D020KP 30°

B48

30°

Outer Dimensions

Unit:mm

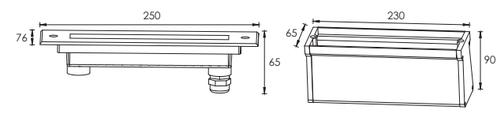

Mounting sleeve 108#

Material Specifications

Front cover & Housing	Hard chromeplated Molding shaped stainless steel SUS 316 #
Front plate	Hard chromeplated Stainless steel sus 316L#
Light Window	Step tempered glass.T=9mm
Gasket	Silicone Gasket
LED	SMD3535 RGB 3 IN 1
Lens	Asymmtrical optical lens,efficiency≥85%
PCB	Excellent heat conductivity aluminum.coefficient of heat Conductivity≥2.0w/mk
LED Driver	Constant Voltage Input,Constant Current Output
Power Cable	H07RN-F 4X1.0mm² L=3.0m
Built-in Overheat Sensor System	Automatic Shutdown at 75°C
Application environment	Temperature of water between -20˚C~40˚C less than 1 meter depth.
Cable gland	IP68 PG-11 copper with nickel-coated
Mounting sleeve	039# ABS

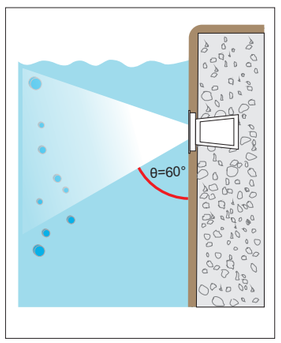

Water must be allowed to go inside and outside sleeve freely without leaking to the other side.

Warning:

Must be installed under the water to prevent the light from being burnt off because of over-heating.

Item	Light source	Lens	The manufacturer selected lens degree(°)θ1/2	Input voltage(V)	Typical operating current(mA)	Typical consumption(W)	Typical luminance(lm)	IK rate
B4TL0618	6×2W RGB 3in1 Full color	B48	30°	24V DC	R = 200 G = 250 B = 250	16.8	465	08



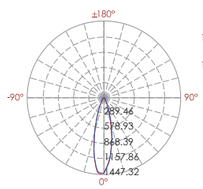

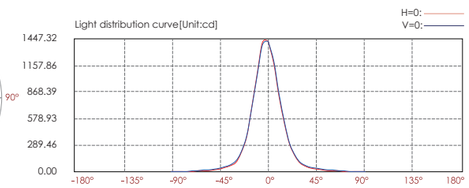

Lux distance cure



Illuminance at a distance

	Center beam LUX	Beam width V	Beam width H
2m	355.02 LUX	0.9m	1.0m
4m	88.75 LUX	1.9m	1.9m
6m	39.45 LUX	2.8m	2.9m
8m	22.19 LUX	3.8m	3.8m
10m	14.20 LUX	4.7m	4.8m
12m	9.86 LUX	5.6m	5.7m

Ver.Spread:26.5 Horiz.Spread:26.9

For more photometric data , please access Kapego website www.kapego.com

Wall Mounting RGB LED Underwater Light Completely Hard Chromeplated Stainless Steel SUS 316&316L# Housing and Accessories

LED Wave Length

R =620-630 nm
G =520-530 nm
B =460-470 nm

Optics

B48

L0130D020KP 30°

B48

30°

Outer Dimensions

Unit:mm

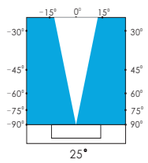

Optional stainless steel bracket

Warning:
Must be installed under the water to prevent the light from burning up because of over-heating.

Material Specifications

Housing	Hard chromeplated Molding shaped stainless steel SUS 316L#
Front cover	Hard chromeplated Stainless steel SUS 316L#
Light Window	Step tempered glass.T=8mm
Waterproof seal	Silicone Gasket
Lens	Separate optical lens efficiency≥85%
LED	SMD 3535 RGB 3 IN 1
Cable gland	IP68 PG-11 copper with nickel-coated
PCB	Excellent heat conductivity aluminum.coefficient of heat Conductivity≥2.0w/mk
LED Driver	Constant Voltage Input,Constant Current Output
Power Cable	H07RN-F 4X1.0mm² L=3.0m
Built-in Overheat Sensor System	Automatic Shutdown at 75°C
Application environment	Temperature of water between -20˚C~40˚C less than 1 meter depth.



Efficient heat-sink

IP-68 cable gland

Item	Light source	Lens	The manufacturer selected lens degree(°)θ1/2	Input voltage(V)	Typical operating current(mA)	Typical consumption(W)	Typical luminance(lm)	IK rate
B4B0618	6×2W RGB 3in1 Full color	B48	30°	24V DC	R = 200 G = 250 B = 250	16.8	464	09



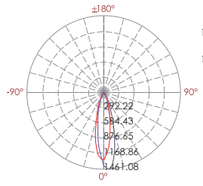

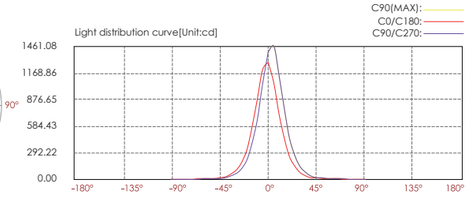

Lux distance cure

Illuminance at a distance

Center beam LUX		Beam width V	Beam width H
2m	323.09 LUX	0.9m	0.9m
4m	80.77 LUX	1.7m	1.7m
6m	35.90 LUX	2.6m	2.6m
8m	20.19 LUX	3.5m	3.4m
10m	12.92 LUX	4.3m	4.3m
12m	8.97 LUX	5.2m	5.2m

Ver.Spread:24.4 Horiz.Spread:24.3

For more photometric data , please access Kapego website www.kapego.com

RGB

Central Ejective RGB LED Fountain Light Completely Stainless Steel SUS 316#&316L Housing and Accessories



LED Wave Length

R =620-630 nm
G =520-530 nm
B =460-470 nm

Optics

B48

L0130D020KP 30°

B48

30°

Outer Dimensions

Unit:mm

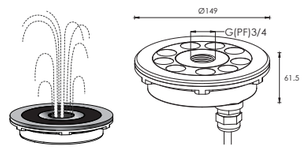

Warning:
Must be installed under the water to prevent the light from burning up because of over-heating.

Material Specifications

Housing	Hard chromeplated Molding shaped stainless steel SUS 316L#
Front cover	Hard chromeplated Stainless steel sus 316L#
Light Window	Step tempered glass.T=8mm
Gasket	Silicone Gasket
Cable gland	IP68 PG-11 copper with nickel-coated
PCB	Excellent heat conductivity aluminum. coefficient of heat Conductivity≥2.0w/mk
LED Driver	Constant Voltage Input,Constant Current Output
Power Cable	H07RN-F 4X1.0mm² L=3.0m
Built-in Overheat Sensor System	Automatic Shutdown at 75°C
Application environment	Temperature of water between -20˚C~40˚C less than 1 meter depth.

Item	Light source	Lens	The manufacturer selected lens degree(°)θ1/2	Input voltage(V)	Typical operating current(mA)	Typical consumption(W)	Typical luminance(lm)	IK rate
B4SB0918	9×2W RGB 3in1 Full color	B48	30°	12V DC	R = 600 G = 750 B = 750	25.2	580	09



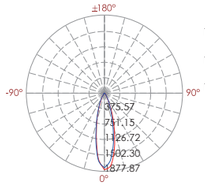

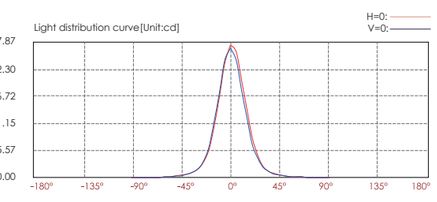

Lux distance cure

Illuminance at a distance

Center beam LUX		Beam width V	Beam width H
2m	448.01 LUX	1.0m	0.9m
4m	112.00 LUX	1.9m	1.9m
6m	49.78 LUX	2.9m	2.8m
8m	28.00 LUX	3.9m	3.8m
10m	17.92 LUX	4.9m	4.7m
12m	12.44 LUX	5.8m	5.7m

Ver.Spread:27.3 Horiz.Spread:26.6

For more photometric data , please access Kapego website www.kapego.com

IP68 OUTDOOR RATED | RoHS COMPLIANT | CE | RGB 4C type

Central Ejective RGB LED Fountain Light
Made by High thermal Nylon



Overheat Sensor Inside

RGB



LED Wave Length

R =620-630 nm
G =520-530 nm
B =460-470 nm

Optics

B48
L0130D023LD 30°

B48

30°

Outer Dimensions

Unit:mm

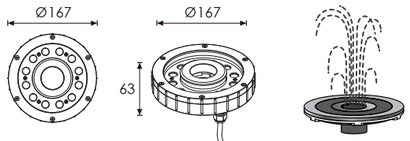

Central Ejective

Warning:
Must be installed under the water to prevent the light from being burnt off because of over-heating.

Material Specifications

Front cover & Housing	Made by High thermal Nylon
Gasket	Silicone Gasket
Light Window	Step tempered glass. T=8mm
Lens	Optical lens, efficiency≥85%
Cable gland	IP68 PG-11 PA66
LED	SMD 3535 RGB 3 IN 1
PCB	Excellent heat conductivity aluminum, coefficient of heat conductivity≥2.0 w/mk
LED Driver	Constant Voltage Input,Constant Current Output
Built-in Overheat Sensor System	Automatic Shutdown at 75°C
Application environment	Temperature of water between -20°C~40°C less than 1 meter depth.
Power cable	H05RN-F 4X0.75mm L=3m

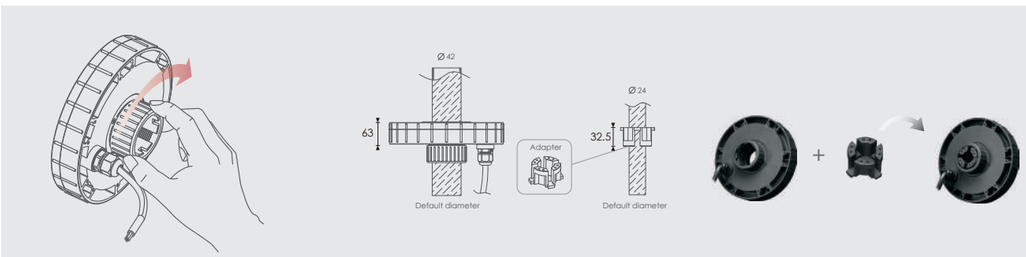

The converter of Sprinkler pipe diameter

Item	Light source	Lens	The manufacturer selected lens degree(°)θ1/2	Input voltage(V)	Typical operating current(mA)	Typical consumption(W)	Typical luminance(lm)	IK rate
B4E1205	12×1.5W RGB 3IN1 Full color	B48	30°	24V DC	R = 250 G = 250 B = 250	18	547	07



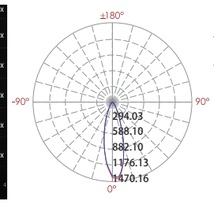

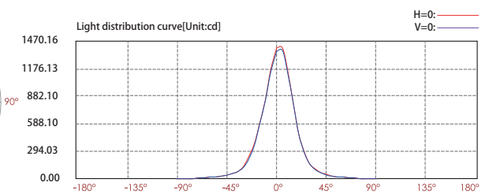

Lux distance cure

Illuminance at a distance	Center beam LUX	Beam width V	Beam width H
2m	341.22LUX	1.0m	1.0m
4m	85.30 LUX	2.1m	2.1m
6m	37.91LUX	3.1m	3.1m
8m	21.33LUX	4.2m	4.2m
10m	13.65LUX	5.2m	5.2m
12m	9.48LUX	6.3m	6.3m
	Ver.Spread:29.3		Horiz.Spread:29.4

For more photometric data , please access Kapego website

RGB LED Underwater Spot Light

Overheat Sensor Inside

LED Wave Length

R =620-630 nm
G =520-530 nm
B =460-470 nm

Optics

B49	
L0120D023KP	20°
L0130D023KP	30°

B49

20° 30°

Warning:
Must be installed under the water to prevent the light from being burnt off because of over-heating.



Outer Dimensions

Unit:mm

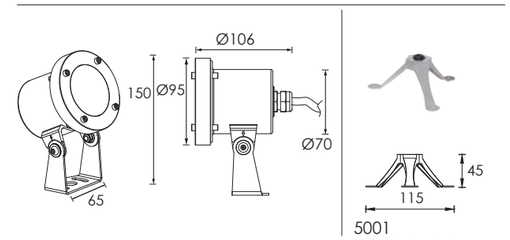

5001
Tripod-Optional Accessory

Material Specifications

Front cover&Housing	Hard chromeplated Molding shaped stainless steel SUS 316L#
Light Window	PMMA 8mm
Gasket	EPDM gasket
LED	SMD 3535 RGB 3 IN 1
Cable gland	IP68 PG-11 copper with nickel-coated
PCB	Excellent heat conductivity aluminum, coefficient of heat conductivity≥2.0w/mk
LED Driver	Constant Voltage Input,Constant Current Output
Power Cable	H07RN-F 4X1.0mm2 L=3.0m
Built-in Overheat Sensor System	Automatic Shutdown at 75°C
Application environment	Temperature of water between -20˚C~40˚C less than 1 meter depth.

Item	Light source	Lens	The manufacturer selected lens degree(°)θ1/2	Input voltage(V)	Typical operating current(mA)	Typical consumption(W)	Typical luminance(lm)	IK rate
B5XA0303	3×3W RGB 3IN1	B49	30°	24V DC	400	9.6	239	10



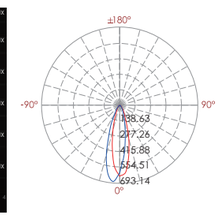

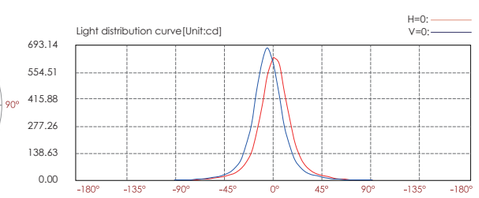

Lux distance cure

Illuminance at a distance	Center beam LUX	Beam width V	Beam width H
2m	149.35 LUX	1.0m	1.0m
4m	37.34 LUX	1.9m	1.9m
6m	16.59 LUX	2.9m	2.9m
8m	9.33 LUX	3.9m	3.8m
10m	5.97 LUX	4.8m	4.8m
12m	4.15 LUX	5.8m	5.7m
		Ver.Spread:27.2	Horiz.Spread:26.9

For more photometric data , please access Kapego website www.kapego.com

RGB LED Underwater Spot Light

LED Wave Length

R =620-630 nm
G =520-530 nm
B =460-470 nm

Optics

B49
L0120D023KP 20°
L0130D023KP 30°

B49



20° 30°

Outer Dimensions

Unit:mm

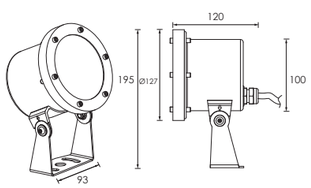

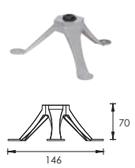

5002
Tripod-Optional Accessory

Material Specifications

Front cover&Housing	Hard chromeplated Molding shaped stainless steel SUS 316L#
Light Window	PMMA 8mm
Gasket	EPDM gasket
LED	SMD 3535 RGB 3 IN 1
Cable gland	IP68 PG-11 copper with nickel-coated
PCB	Excellent heat conductivity aluminum, coefficient of heat conductivity≥2.0w/mk
LED Driver	Constant Voltage Input,Constant Current Output
Power Cable	H07RN-F 4X1.0mm2 L=3.0m
Built-in Overheat Sensor System	Automatic Shutdown at 75°C
Application environment	Temperature of water between -20˚C~40˚C less than 1 meter depth.



Warning:
Must be installed under the water to prevent the light from being burnt off because of over-heating.

Item	Light source	Lens	The manufacturer selected lens degree(°)θ1/2	Input voltage(V)	Typical operating current(mA)	Typical consumption(W)	Typical luminance(lm)	IK rate
B5YA0603	6×3W RGB 3IN1	B49	30°	24V DC	1000	24	528	10

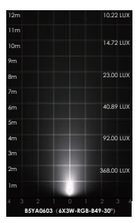

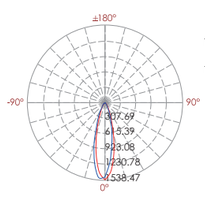

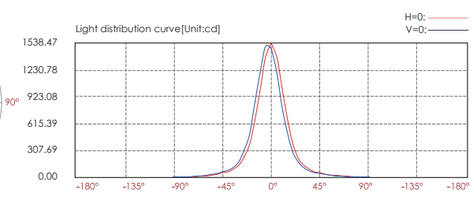

Lux distance cure

Illuminance at a distance

	Center beam LUX	Beam width V	Beam width H
2m	368.00 LUX	0.9m	0.9m
4m	92.00 LUX	1.9m	1.9m
6m	40.89 LUX	2.8m	2.8m
8m	23.00 LUX	3.8m	3.7m
10m	14.72 LUX	4.7m	4.7m
12m	10.22 LUX	5.7m	5.6m

Ver.Spread:26.5 Horiz.Spread:26.4

For more photometric data , please access Kapego website www.kapego.com

RGB

RGB LED Underwater Spot Light

LED Wave Length

R =620-630 nm
G =520-530 nm
B =460-470 nm

Optics

B49
L0120D023KP 20°
L0130D023KP 30°

B49



20° 30°

Outer Dimensions

Unit:mm

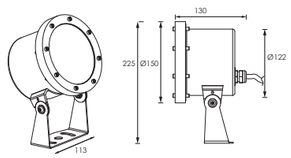

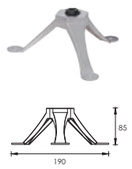

5003
Tripod-Optional Accessory

Material Specifications

Front cover&Housing	Hard chromeplated Molding shaped stainless steel SUS 316L#
Light Window	PMMA 8mm
Gasket	EPDM gasket
LED	SMD5050 RGB 3 in 1
Cable gland	IP68 PG-11 copper with nickel-coated
PCB	Excellent heat conductivity aluminum, coefficient of heat conductivity≥2.0w/mk
LED Driver	Constant Voltage Input,Constant Current Output
Power Cable	H07RN-F 4X1.0mm2 L=3.0m
Built-in Overheat Sensor System	Automatic Shutdown at 75°C
Application environment	Temperature of water between -20˚C~40˚C less than 1 meter depth.



Warning:
Must be installed under the water to prevent the light from being burnt off because of over-heating.

Item	Light source	Lens	The manufacturer selected lens degree(°)θ1/2	Input voltage(V)	Typical operating current(mA)	Typical consumption(W)	Typical luminance(lm)	IK rate
B5ZA0604	6X5W RGB 3IN1	B49	30°	24V DC	1600	38.4	835	10

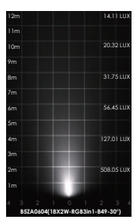

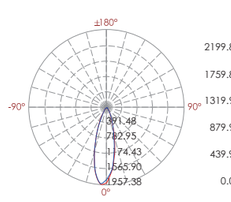

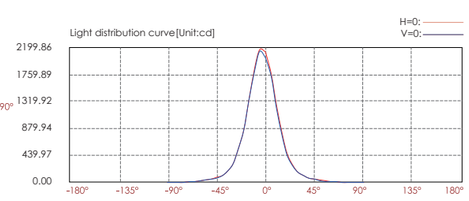

Lux distance cure

Illuminance at a distance

	Center beam LUX	Beam width V	Beam width H
2m	508.05 LUX	1.1m	1.1m
4m	127.01 LUX	2.1m	2.1m
6m	56.45 LUX	3.2m	3.2m
8m	31.75 LUX	4.3m	4.2m
10m	20.32 LUX	5.3m	5.3m
12m	14.11 LUX	6.4m	6.3m

Ver.Spread:29.9 Horiz.Spread:29.5

For more photometric data , please access Kapego website www.kapego.com

RGB

Small Type- RGB LED Underwater Spot Light
Completely Hard chromeplated Stainless Steel Housing & Accessories

LED Wave Length

R =620-630 nm
G =520-530 nm
B =460-470 nm

Optics

B49	
L0120D023KP	20°
L0130D023KP	30°

B49

20° 30°

Outer Dimensions

Unit:mm

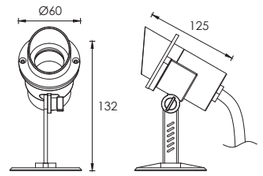

Warning:
Must be installed under the water to prevent the light from being burnt off because of over-heating.

Material Specifications

Housing	Hard chromeplated Molding shaped stainless steel SUS 316#
Front cover	Hard chromeplated Stainless steel sus 316#
Light Window	Step tempered glass.T=7mm
Waterproof seal	EPDM gasket
Lens	Separate optical lens efficiency≥85%
LED	SMD 3535 RGB 3IN1
Cable gland	IP68 M16a copper with nickel-coated
PCB	Excellent heat conductivity aluminum.coefficient of heat Conductivity≥2.0w/mk
LED Driver	Constant Voltage Input,Constant Current Output
Power Cable	H05RN-F 4X0.75mm² L=3.0m
Application environment	Temperature of water between -20˚C~40˚C less than 1 meter depth.



Item	Light source	Lens	The manufacturer selected lens degree(°)θ1/2	Input voltage(V)	Typical operating current(mA)	Typical consumption(W)	Typical luminance(lm)	IK rate
B5AF0106	1×3W RGB 3in1 Full color	B49	30°	24V DC	R = 48 G = 62 B = 62	4.1	103	06

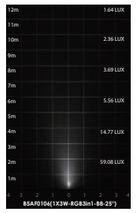

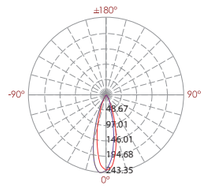

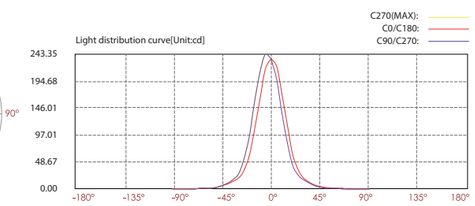

Lux distance cure

Illuminance at a distance		Beam width V	Beam width H
Center beam LUX			
2m	59.08 LUX	1.0m	1.0m
4m	14.77 LUX	2.1m	2.0m
6m	5.56 LUX	3.1m	3.0m
8m	3.69 LUX	4.2m	4.0m
10m	2.36 LUX	5.2m	5.0m
12m	1.64 LUX	6.2m	6.0m
		Ver.Spread:29.1	Horiz.Spread:28.2

For more photometric data , please access Kapego website www.kapego.com

IP68 OUTDOOR RATED | RoHS COMPLIANT | CE | RGB 4C type

RGB LED Underwater Spot Light

Completely Hard chromeplated Stainless Steel Housing & Accessories

Overheat Sensor Inside



LED Wave Length

R =620-630 nm
G =520-530 nm
B =460-470 nm

Optics

B48

L0130D020KP 30°

B48

30°

Warning:
Must be installed under the water to prevent the light from being burnt off because of over-heating.

Outer Dimensions

Unit:mm

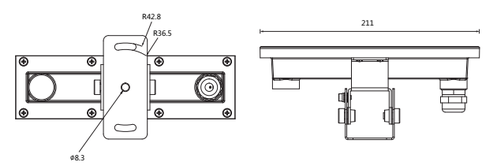

Material Specifications

Housing	Hard chromeplated molding shaped stainless steel SUS 316L#
Front cover	Hard chromeplated stainless steel SUS 316L#
Light Window	Step tempered glass.T=5mm
Lens	Separate optical lens efficiency≥85%
Bracket	Hard chromeplated molding shaped stainless steel SUS 316#
LED	SMD 3535 RGB 3IN1
Cable gland	IP68 PG-11 copper with nickel-coated
PCB	Excellent heat conductivity aluminum.coefficient of heat Conductivity≥2.0w/mk
Seal	Molding shaped silicon seal under the front cover Silicon glue among LED,lens and PCB
Power Cable	H07RN-F 4X1.0mm2 L=3.0m
Built-in Overheat Sensor System	Temperature of water between -20˚C~40˚C less than 1 meter depth.
Application environment	Automatic Shutdown at 75°C

Item	Light source	Lens	The manufacturer selected lens degree(°)θ1/2	Input voltage(V)	Typical operating current(mA)	Typical consumption(W)	Typical luminance(lm)	IK rate
B5TL0618	6×2W RGB 3in1 Full color	B48	30°	24V DC	R = 200 G = 250 B = 250	16.8	465	08



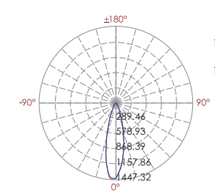

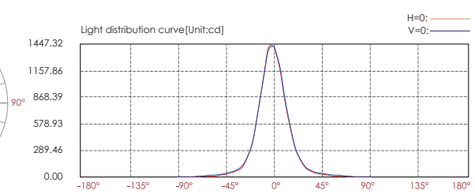

Lux distance cure

Illuminance at a distance

	Center beam LUX	Beam width V	Beam width H
2m	355.02 LUX	0.9m	1.0m
4m	88.75 LUX	1.9m	1.9m
6m	39.45 LUX	2.8m	2.9m
8m	22.19 LUX	3.8m	3.8m
10m	14.20 LUX	4.7m	4.8m
12m	9.86 LUX	5.6m	5.7m

Ver.Spread:26.5 Horiz.Spread:26.9

For more photometric data , please access Kapego website www.kapego.com

RGB LED Underwater Spot Light

LED Wave Length

R =620-630 nm
G =520-530 nm
B =460-470 nm

Optics

B49	
L0120D023KP	20°
L0130D023KP	30°

B49

20°

30°

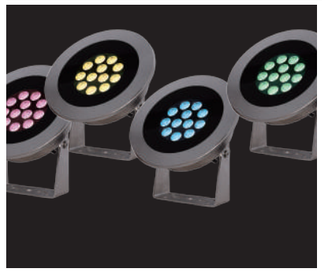


Bracket

Back View

Outer Dimensions

Unit:mm

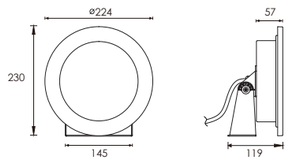

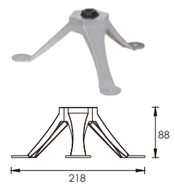

5003
Tripod-Optional Accessory

Warning:
Must be installed under the water to prevent the light from being burnt off because of over-heating.

Material Specifications

Front cover & Housing	Hard chromeplated molding shaped stainless steel SUS 316L#
Light Window	Step tempered glass.T=10mm
LED	LED SMD3535 3 IN 1 LED
Gasket	EPDM gasket
Lens	Optical lens,efficiency≥85%
Glass pressure capacity	Full area=5012kgs
Cable gland	IP68 PG-11 copper with nickel-coated
PCB	Excellent heat conductivity aluminum.coefficient of heat Conductivity≥2.0w/mk
LED Driver	Constant Voltage Input,Constant Current Output RGB 3in1 LED=3-circuit output
Power Cable	H07RN-F 4X1.0mm^2 L=3.0m
Built-in Overheat Sensor System	Automatic Shutdown at 75°C
Application environment	Temperature of water between -20˚C~40˚C less than 1 meter depth.

Item	Light source	Lens	The manufacturer selected lens degree(°)θ1/2	Input voltage(V)	Typical operating current(mA)	Typical consumption(W)	Typical luminance(lm)	IK rate
B5FA1204	12x4 RGB 3 IN 1	B49	30°	24V DC	2400	57.6	1488	10



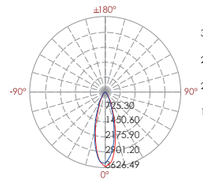

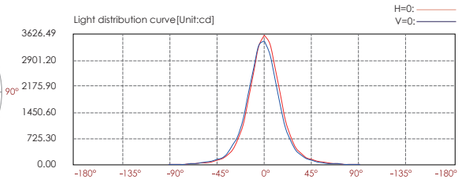



For more photometric data , please access Kapego website

IP66 OUTDOOR RATED | RoHS COMPLIANT | CE | RGB 4C type

Slim Type RGB LED Linear Wall Washer

3 Colors in one LED Solution

LED Wave Length

R =620-630 nm
G =520-530 nm
B =460-470 nm

Optics

B48
L0130D020KP 30°

Adjustable Beam Direction

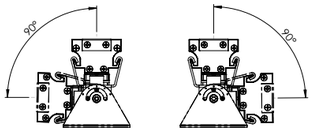

B48

30°

Air Valve

Cap-Optional Accessory

RGB

Outer Dimensions

Unit:mm

Low voltage input (24V DC)

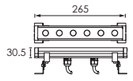

B6R0605

B6R0605

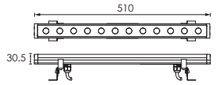

B6R1205

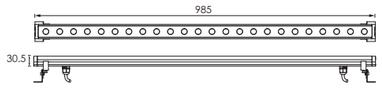

B6R2405

Material Specifications

Housing	Extruded aluminum,poder coated
Lens	Optical lens, efficiency≥85%
Light Window	Step tempered glass.T=4mm
Cable gland	IP68 PG-9 PA66
Gasket	Glass and housing are silicone sealed
LED	SMD 3535 RGB 3 IN 1
Operating temperature	-20˚C~40˚C
Bracket	Hard chromeplated stainless steel SUS 316L# T=1.5mm
Power Cable	2XH05RN-F 4X0.75mm2 L=0.5m

Low voltage input (24VDC) power cord model

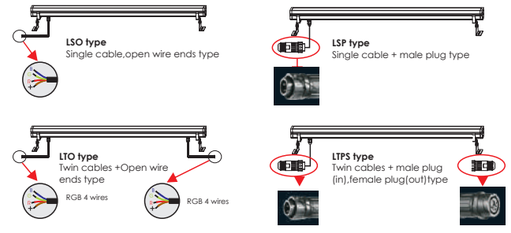

Item	Light source	Lens	The manufacturer selected lens degree(°)θ1/2	Length L=(mm)	Input voltage(V)	Typical operating current(mA)	Typical consumption(W)	Typical luminance(lm)	IK rate
B6R0605	6×1.5W RGB 3in1 Full color	B48	30°	265	24V DC	R = 120 G = 148 B = 145	10	313	02
B6R1205	12×1.5W RGB 3in1 Full color	B48	30°	510	24V DC	R = 275 G = 302 B = 303	21	629	02
B6R2405	24×1.5W RGB 3in1 Full color	B48	30°	985	24V DC	R = 537 G = 606 B = 602	42	1270	02

Optional Accessories - Anti Glare

Bevel cut anti-glare reflector 6001

Basic Unit:240x48mm



B6R1205

Unit:mm

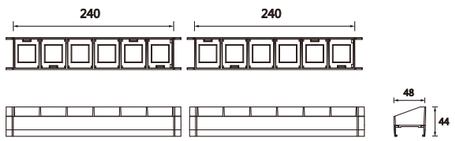

B6R2405

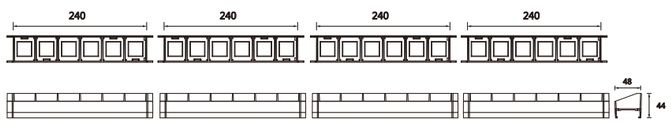

B6R0605

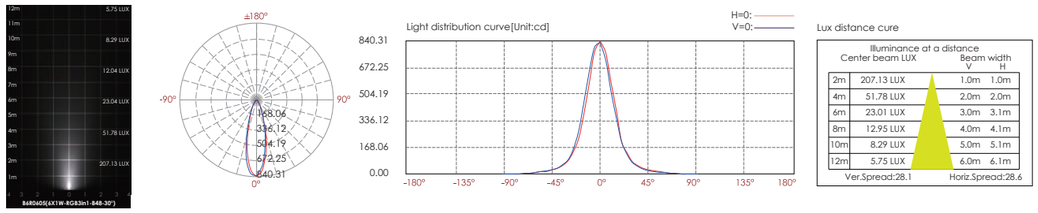

B6R1205

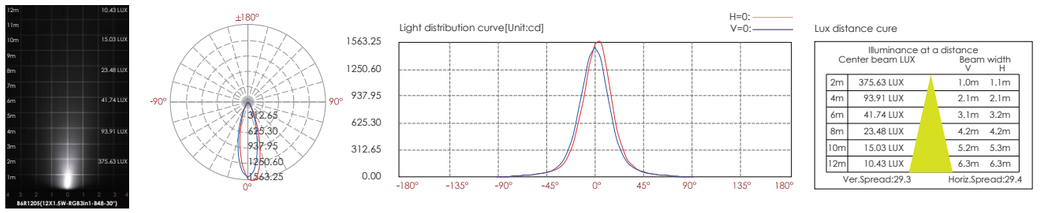

B6R2405

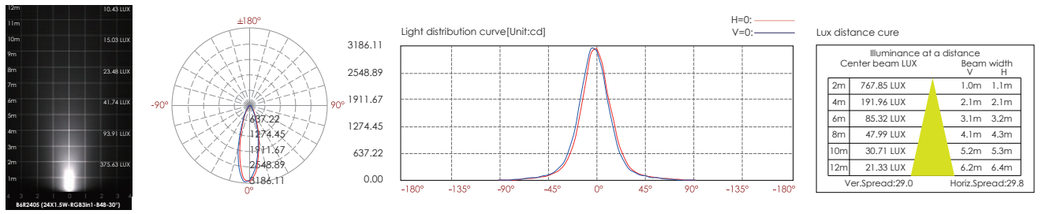

For more photometric data , please access Kapego website www.kapego.com

IP66 OUTDOOR RATED | RoHS COMPLIANT | CE | RGB 4C type

High Power RGB LED Linear Wall Washer



LED Wave Length

R =620-630 nm
G =520-530 nm
B =460-470 nm

Optics

B49	
L0120D023KP	20°
L0130D023KP	30°

Adjustable Beam Direction



B49

20° 30°



Air Valve



Cap-Optional Accessory

RGB

Outer Dimensions

Unit:mm

Low voltage input (24VDC)

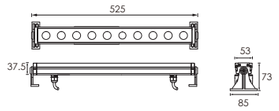

B6QB1018

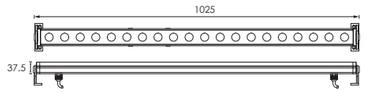

B6QB2018

Material Specifications

Housing	Extruded aluminum,poder coated
Lens	Optical lens, efficiency≥85%
Light Window	Tempered glass.T=3mm
Cable gland	IP68 PG-11 PA66
Gasket	Glass and housing are silicone sealed
LED	SMD3535 RGB 3IN1 LED
Operating temperature	-20˚C~40˚C
Bracket	12# Die-casting powder coated aluminum
Power Cable	H07RN-F 4X1.0mm² L=0.5m

Optional Accessories - Bevel cut anti-glare reflector

Low voltage input (24VDC) power cord model

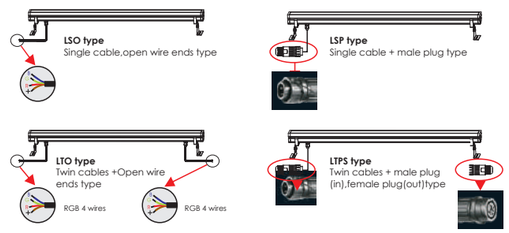

Item	Light source	Lens	The manufacturer selected lens degree(°)θ1/2	Length L=(mm)	Input voltage(V)	Typical operating current(mA)	Typical consumption(W)	Typical luminance(lm)	IK rate
B6QB1018	10×2W RGB 3in1 Full color	B49	30°	525	24V DC	R = 4 0 0 G = 5 0 0 B = 5 0 0	33.6	689	05
B6QB2018	20×2W RGB 3in1 Full color	B49	30°	1025	24V DC	R = 8 0 0 G=1000 B=1000	67.2	1386	05



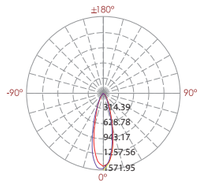

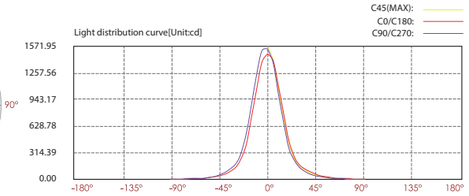

Lux distance cure

Illuminance at a distance

	Center beam LUX	Beam width V	Beam width H
2m	371.73 LUX	1.1m	1.0m
4m	92.93 LUX	2.1m	2.1m
6m	40.30 LUX	3.2m	3.1m
8m	23.23 LUX	4.2m	4.1m
10m	14.87 LUX	5.3m	5.1m
12m	10.33 LUX	6.3m	6.2m

Ver.Spread:29.5 Horiz.Spread:28.8



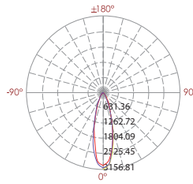

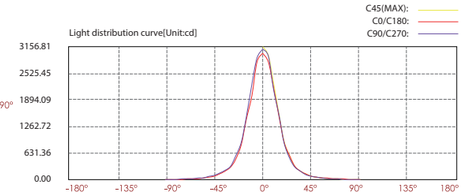

Lux distance cure

Illuminance at a distance

	Center beam LUX	Beam width V	Beam width H
2m	748.56 LUX	1.0m	1.0m
4m	187.14 LUX	2.1m	2.0m
6m	83.17 LUX	3.1m	3.0m
8m	46.78 LUX	4.2m	4.0m
10m	29.94 LUX	5.2m	5.0m
12m	20.79 LUX	6.2m	6.1m

Ver.Spread:29.1 Horiz.Spread:28.3

For more photometric data , please access Kapego website www.kapego.com

High Luminance Output RGB LED Linear Wall Washer

LED Wave Length

R =620-630 nm
G =520-530 nm
B =460-470 nm

Optics

B49	
L0120D023KP	20°
L0130D023KP	30°

Adjustable Beam Direction

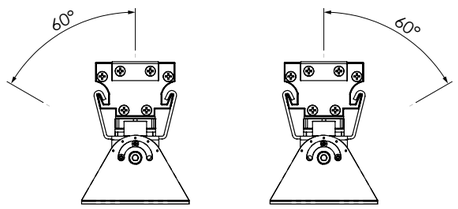

B49

20°

30°



Air Valve

RGB

Outer Dimensions

Unit:mm

Low voltage input (24VDC)

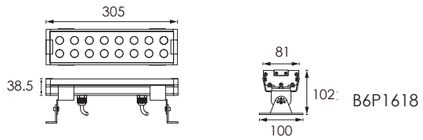

B6P1618

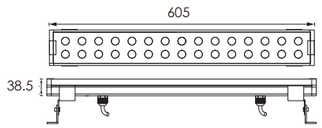

B6P3018

Material Specifications

Housing	Extruded aluminum,poder coated
Lens	Optical lens, efficiency≥85%
Light Window	Step tempered glass.T=4mm
Cable gland	IP68 PG-11 PA66
Gasket	IP68 plug male/female(option)
LED	SMD 3535 RGB 3 IN 1 LED
Operating temperature	-20˚C~40˚C
Bracket	Stainess steel.T=1.5mm
Power Cable	Input:waterproof plug connector Output:waterproof socket connector 2XH07RN-F 4X1.0mm2L=0.3m

Low voltage input (24VDC) power cord model

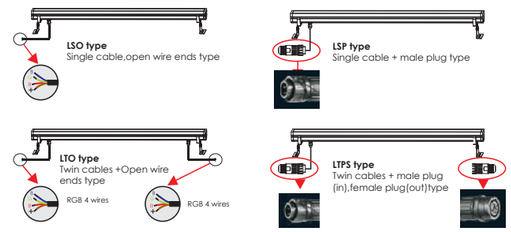

Item	Light source	Lens	The manufacturer selected lens degree(°)θ1/2	Length L=(mm)	Input voltage(V)	Typical operating current(mA)	Typical consumption(W)	Typical luminance(lm)	IK rate
B6P1618	16×2.0W RGB 3in1 Full color	B49	30°	305	24V DC	R = 400 G = 750 B = 750	45	1248	05
B6P3018	30×2.0W RGB 3in1 Full color	B49	30°	605	24V DC	R = 1000 G = 1250 B = 1250	84	2384	05

B6P1618



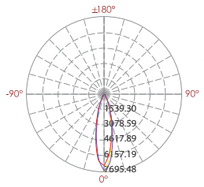

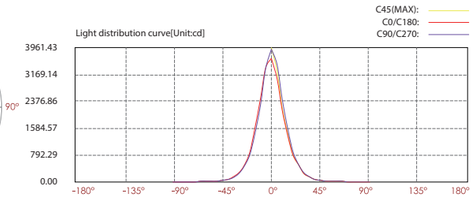

Lux distance cure

Illuminance at a distance

	Center beam LUX	Beam width V	Beam width H
2m	909.83 LUX	0.9m	0.8m
4m	227.46 LUX	1.7m	1.7m
6m	101.09 LUX	2.6m	2.5m
8m	56.86 LUX	3.4m	3.4m
10m	36.39 LUX	4.3m	4.2m
12m	25.27 LUX	5.2m	5.0m

Ver.Spread:24.3 Horiz.Spread:23.7

B6P3018



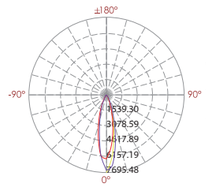

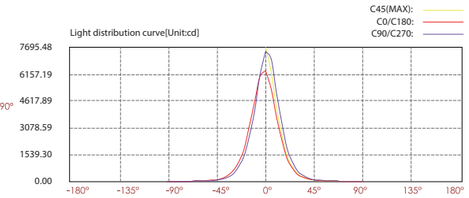

Lux distance cure

Illuminance at a distance

	Center beam LUX	Beam width V	Beam width H
2m	1584.76 LUX	0.9m	0.8m
4m	396.19 LUX	1.7m	1.6m
6m	176.08 LUX	2.6m	2.4m
8m	99.05 LUX	3.5m	3.2m
10m	63.39 LUX	4.4m	4.0m
12m	44.02 LUX	5.2m	4.8m

Ver.Spread:24.7 Horiz.Spread:22.7

For more photometric data , please access Kapego website www.kapego.com

Asymmetrical
Recessed LED Stair & Wall Light

Front cover is made by Hard chrome-plated stainless steel 316L#

LED COLOUR TEMPERATURE

2000K · 3000K · 6000K

OPTICS

C11

45°
35°
L01 45° 35° F019HZ

OUTER DIMENSIONS & ACCESSORIES

Unit:mm

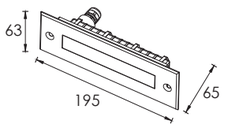

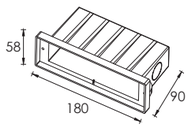

Mounting Sleeve 076#

MATERIAL SPECIFICATIONS

HOUSING	12# Die-casting grey powder coated aluminum T=60-80um Adhesion of ISO class 1/ASTM class 4B
LIGHT WINDOW	Step tempered glass.T=8mm
CABLE GLAND	IP68 PG-9 PA66
GASKET	Tooling shaped seal
LED DRIVER	Constant Voltage Input,Constant Current Output
OPERATING TEMPERATURE	-20˚C~40˚C
POWER CABLE	H05RN-F 2X1.0mm2 L=0.5m (low voltage) H05RN-F 3X1.0mm2 L=0.5m (high voltage)
MOUNTING SLEEVE	ABS 076#
DIMMABLE SUPPORT	Triac PWM 1-10V Dali

TECHNICAL DATA

ITEM	LIGHT SOURCE	LENS	LENS DEGREE(°)Θ1/2	INPUT VOLTAGE(V)	OPERATING CURRENT(mA)	CONSUMPTION(W)	LUMINANCE(lm)	IK
C1FL0357	3×2W OSRAM	C11	45° 35°	24V DC 120/240	24V = 200 120V = 47 240V = 25	24V = 5.7 120V = 6.2 240V = 5.7	Cool White = 400 Warm White = 285	08

PHOTOMETRIC CURVES



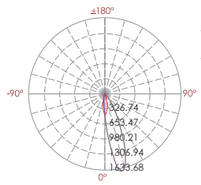

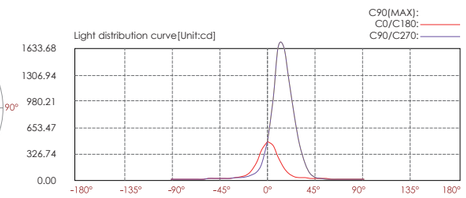

Lux distance cure

Illuminance at a distance

	Center beam LUX	Beam width V	Beam width H
2m	116.23 LUX	0.7m	0.6m
4m	29.06 LUX	1.5m	1.3m
6m	12.91 LUX	2.2m	1.9m
8m	7.26 LUX	3.0m	2.5m
10m	4.65LUX	3.70m	3.10m
12m	3.23LUX	4.5m	3.8m

Ver.Spread:21.2 Horiz.Spread:17.8

TRIAC PWM 1-10V DALI IP65 OUTDOOR RATED RoHS COMPLIANT CE OSRAM C11

MOUNTING SLEEVE CHARACTERISTIC



High Voltage Type

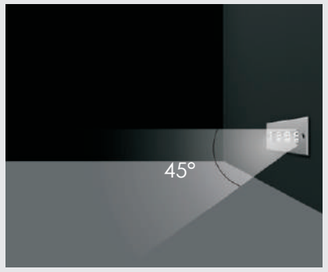

Impression Drawing of Lens

•The right picture – the supporting plate "A" is used for preventing deformation of the sleeve during the construction installation process.
•Please remove the supporting plate "A" from the mounting sleeve before the lamp installation.

Recessed
LED Stair Light & Wall Light

LED COLOUR TEMPERATURE

2000K · 3000K · 6000K

OPTICS

N/A

OUTER DIMENSIONS & ACCESSORIES

Unit:mm

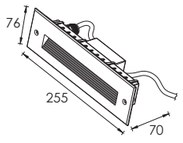

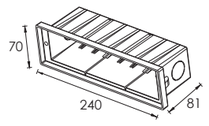

Mounting Sleeve 074#

MATERIAL SPECIFICATIONS

HOUSING	12# Die-casting grey powder coated aluminum T=60-80um Adhesion of ISO class 1/ASTM class 4B
LIGHT WINDOW	PC T=3mm
CABLE GLAND	IP68 PG-9 PA66
GASKET	Molding shaped silicone seal
LED DRIVER	Constant Voltage Input,Constant Current Output
OPERATING TEMPERATURE	-20˚C~40˚C
POWER CABLE	H05RN-F 2X1.0mm2 L=0.5m (low voltage) H05RN-F 3X1.0mm2 L=0.5m (high voltage)
MOUNTING SLEEVE	ABS 074#
DIMMABLE SUPPORT	Triac PWM 1-10V Dali

FRONT COVER COLOR

Basic

Sanded Dark Grey
KAP 7037

Secondary

Silver Grey
KAP 9022

Sanded Black
RAL9005

MOUNTING SLEEVE CHARACTERISTIC





- The above picture – the supporting plate "A1" and "A2" are used for preventing deformation of the sleeve during the construction installation process.
- Please remove the supporting plate "A1" and "A2" from the mounting sleeve before the lamp installation.

TECHNICAL DATA

ITEM	LIGHT SOURCE	INPUT VOLTAGE(V)	OPERATING CURRENT(MA)	CONSUMPTION(W)	LUMINANCE(LM)	IK
D1BA1517	15×SMD3030	24V DC 120/240	24V = 200 120V = 90 240V = 52	24V = 4.8 120V = 6.4 240V = 6.5	Cool White = 99 Warm White = 92	10

PHOTOMETRIC CURVES

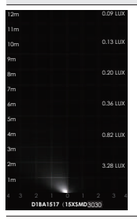

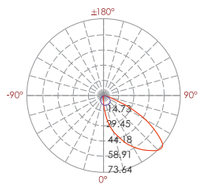

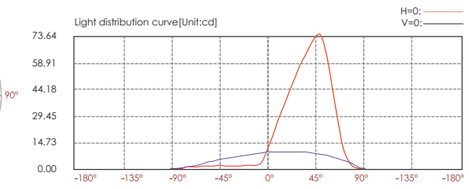

Lux distance cure

Illuminance at a distance

	Center beam LUX	Beam width V	Beam width H
2m	3.28 LUX	4.30m	1.70m
4m	0.82 LUX	8.60m	3.40m
6m	0.36 LUX	12.9m	5.10m
8m	0.20 LUX	17.2m	6.90m
10m	0.13 LUX	21.4m	8.60m
12m	0.09 LUX	25.7m	10.3m

Ver.Spread:94.1 Horiz.Spread:46.5

TRIAC PWM 1-10V DALI IP65 OUTDOOR RATED RoHS COMPLIANT CE

Recessed
LED Stair Light & Wall Light



LED COLOUR TEMPERATURE

2000K · 3000K · 6000K

OPTICS

N/A

OUTER DIMENSIONS & ACCESSORIES

Unit:mm

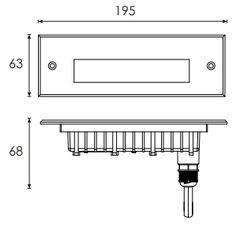

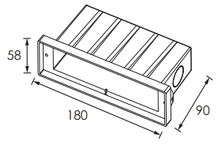

Mounting Sleeve 076#

MATERIAL SPECIFICATIONS

HOUSING	12# Die-casting grey powder coated aluminum T=60-80um Adhesion of ISO class 1/ASTM class 4B
FRONT COVER	12# Die-casting aluminum
LIGHT WINDOW	PC T=4mm
CABLE GLAND	IP68 PG-9 PA66
GASKET	Molding shaped silicone seal
LED DRIVER	Constant Voltage Input,Constant Current Output
OPERATING TEMPERATURE	-20˚C~40˚C
POWER CABLE	H05RN-F 2X1.0mm2 L=0.5m (low voltage) H05RN-F 3X1.0mm2 L=0.5m (high voltage)
MOUNTING SLEEVE	ABS 076#
DIMMABLE SUPPORT	Triac PWM 1-10V Dali

FRONT COVER COLOR

Basic

Sanded Dark Grey
KAP 7037

Secondary

Silver Resistant Paint
RAL 9006

Sanded Black
RAL9005

MOUNTING SLEEVE CHARACTERISTIC

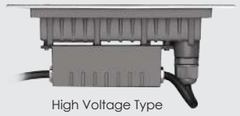

- The above picture – the supporting plate "A" is used for preventing deformation of the sleeve during the construction installation process.
- Please remove the supporting plate "A" from the mounting sleeve before the lamp installation.

TECHNICAL DATA

ITEM	LIGHT SOURCE	LENS	LENS DEGREE(°)Θ1/2	INPUT VOLTAGE(V)	OPERATING CURRENT(MA)	CONSUMPTION(W)	LUMINANCE(LM)	IK
D1FL1234	12X0.2	N/A	120°	24V DC 120/240	24V = 52 120V = 29 240V = 20	24V = 1.24 120V = 1.7 240V = 2	Cool White = 58 Warm White = 55.5	10

PHOTOMETRIC CURVES

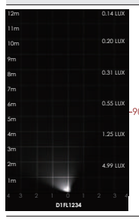

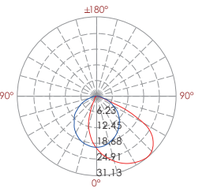

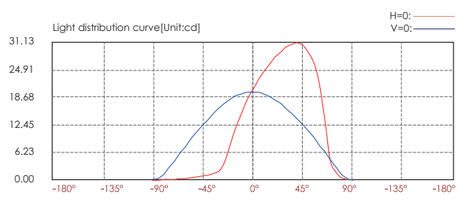

Lux distance cure

Illuminance at a distance

	Center beam LUX	Beam width V	Beam width H
2m	4.99 LUX	3.00m	4.70m
4m	1.25 LUX	5.90m	9.50m
6m	0.55 LUX	8.90m	14.2m
8m	0.31 LUX	11.8m	19.0m
10m	0.20 LUX	14.8m	23.7m
12m	0.14 LUX	17.7m	28.3m

Ver.Spread:72.9 Horiz.Spread:99.8

TRIAC PWM 1-10V DALI IP65 OUTDOOR RATED RoHS COMPLIANT CE

Recessed
LED Stair Light & Wall Light



LED COLOUR TEMPERATURE

2000K · 3000K · 6000K

OPTICS

N/A

OUTER DIMENSIONS & ACCESSORIES

Unit:mm

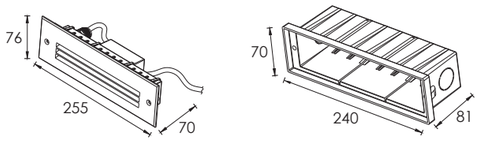

Mounting Sleeve 074#

MATERIAL SPECIFICATIONS

HOUSING & FRONT COVER	12# Die-casting grey powder coated aluminum T=60-80um Adhesion of ISO class 1/ASTM class 4B
LIGHT WINDOW	PC T=3mm
CABLE GLAND	IP68 PG-9 PA66
GASKET	Molding shaped silicone seal
LED DRIVER	Constant Voltage Input,Constant Current Output
OPERATING TEMPERATURE	-20˚C~40˚C
POWER CABLE	H05RN-F 2X1.0mm2 L=0.5m (low voltage) H05RN-F 3X1.0mm2 L=0.5m (high voltage)
MOUNTING SLEEVE	ABS 074#
DIMMABLE SUPPORT	Triac PWM 1-10V Dali

FRONT COVER COLOR

Basic

Sanded Dark Grey
KAP 7037

Secondary

Silver Resistant Paint
RAL 9006

Sanded Black
RAL9005

MOUNTING SLEEVE CHARACTERISTIC





- The above picture – the supporting plate "A1" and "A2" are used for preventing deformation of the sleeve during the construction installation process.
- Please remove the supporting plate "A1" and "A2" from the mounting sleeve before the lamp installation.

TECHNICAL DATA

ITEM	LIGHT SOURCE	INPUT VOLTAGE(V)	OPERATING CURRENT(MA)	CONSUMPTION(W)	LUMINANCE(LM)	IK
D1BB5407	54×SMD2835	24V DC 120/240	24V = 220 120V = 95 240V = 53	24V = 5.3 120V = 6.4 240V = 6.8	Cool White = 47 Warm White = 44	09

PHOTOMETRIC CURVES



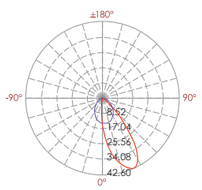

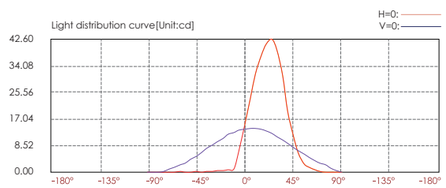

Lux distance cure

Illuminance at a distance

	Center beam LUX	Beam width V	Beam width H
2m	3.84 LUX	3.20m	1.4m
4m	0.96 LUX	6.40m	2.9m
6m	0.43 LUX	9.70m	4.3m
8m	0.24 LUX	12.9m	5.7m
10m	0.15 LUX	16.1m	7.1m
12m	0.11 LUX	19.3m	8.6m

Ver.Spread:77.8 Horiz.Spread:39.3

TRIAC PWM 1-10V DALI IP65 OUTDOOR RATED RoHS COMPLIANT CE

Recessed
LED Stair Light & Wall Light

LED COLOUR TEMPERATURE

2000K · 3000K · 6000K

OPTICS

B38

30°
L0130D014YH

40°
L0140D014YH

OUTER DIMENSIONS & ACCESSORIES

Unit:mm

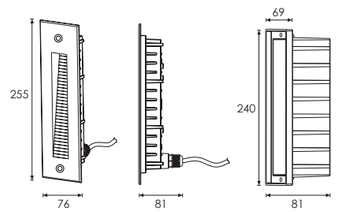

Mounting Sleeve 074#

MATERIAL SPECIFICATIONS

HOUSING	12# Die-casting grey powder coated aluminum T=60-80um Adhesion of ISO class 1/ASTM class 4B
FRONT COVER	12# Die-casting aluminum
LIGHT WINDOW	Tempered glass T=2mm
CABLE GLAND	IP68 PG-9 PA66
GASKET	Molding shaped silicone seal
LED DRIVER	Constant Voltage Input,Constant Current Output
OPERATING TEMPERATURE	-20˚C~40˚C
POWER CABLE	H05RN-F 2X1.0mm2 L=0.5m (low voltage) H05RN-F 3X1.0mm2 L=0.5m (high voltage)
MOUNTING SLEEVE	ABS 074#
DIMMABLE SUPPORT	Triac PWM 1-10V Dali

FRONT COVER COLOR

Basic

Sanded Dark Grey
KAP 7037

Secondary

Silver Grey
KAP 9022

Sanded Black
RAL9005

MOUNTING SLEEVE CHARACTERISTIC





- The above picture – the supporting plate "A1" and "A2" are used for preventing deformation of the sleeve during the construction installation process.
- Please remove the supporting plate "A1" and "A2" from the mounting sleeve before the lamp installation.

TECHNICAL DATA

ITEM	LIGHT SOURCE	LENS	LENS DEGREE(°)Θ1/2	INPUT VOLTAGE(V)	OPERATING CURRENT(MA)	CONSUMPTION(W)	LUMINANCE(LM)	IK
B1BG0257	2×1.5W	B38	30°	24V DC 120/240	24V = 150 120V = 36 240V = 22	24V = 3.6 120V = 3.8 240V = 3.8	Cool White = 106 Warm White = 94	10

PHOTOMETRIC CURVES



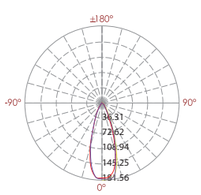

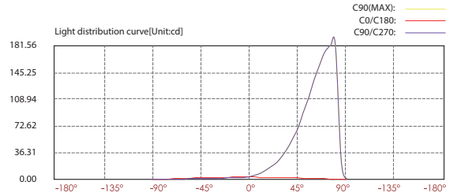

Lux distance cure

Illuminance at a distance

	Center beam LUX	Beam width V	Beam width H
2m	0.71 LUX	1.2m	1.6m
4m	0.18 LUX	2.3m	3.2m
6m	0.08 LUX	3.5m	4.9m
8m	0.04 LUX	4.7m	6.5m
10m	0.03 LUX	5.9m	8.1m
12m	0.02 LUX	7.0m	9.7m

Ver.Spread:32.7 Horiz.Spread:44.2

TRIAC PWM 1-10V DALI IP65 OUTDOOR RATED RoHS COMPLIANT CE

Recessed
LED Stair Light & Wall Light

LED COLOUR TEMPERATURE

2000K · 3000K · 6000K

OPTICS

N/A

OUTER DIMENSIONS & ACCESSORIES

Unit:mm

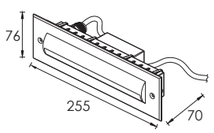

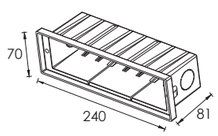

Mounting Sleeve 074#

MATERIAL SPECIFICATIONS

HOUSING	12# Die-casting grey powder coated aluminum T=60-80um Adhesion of ISO class 1/ASTM class 4B
FRONT COVER	12# Die-casting aluminum
LIGHT WINDOW	PC T=3mm
CABLE GLAND	IP68 PG-9 PA66
GASKET	Molding Shaped silicone seal
LED DRIVER	Constant Voltage Input,Constant Current Output
OPERATING TEMPERATURE	-20˚C~40˚C
POWER CABLE	H05RN-F 2X1.0mm2 L=0.5m (low voltage) H05RN-F 3X1.0mm2 L=0.5m (high voltage)
MOUNTING SLEEVE	ABS 074#
DIMMABLE SUPPORT	Triac PWM 1-10V Dali

TECHNICAL DATA

ITEM	LIGHT SOURCE	INPUT VOLTAGE(V)	OPERATING CURRENT(MA)	CONSUMPTION(W)	LUMINANCE(LM)	IK
D1BE2817	28×SMD3030	24V DC 120/240	24V = 210 120V = 92 240V = 53	24V = 5 120V = 6.5 240V = 6.4	Cool White = 82 Warm White = 65	09

PHOTOMETRIC CURVES

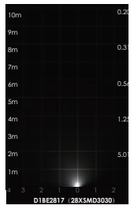

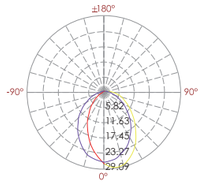

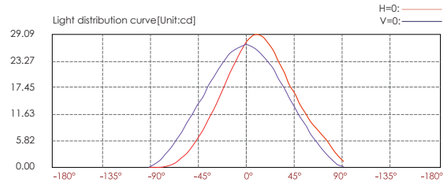

Lux distance cure

	Illuminance at a distance Center beam LUX	Beam width V	 H
2m	6.76 LUX	5.30m	5.10m
4m	1.69 LUX	10.5m	10.3m
6m	0.75 LUX	15.8m	15.4m
8m	0.42 LUX	21.1m	20.5m
10m	0.27 LUX	26.4m	25.7m
12m	0.19 LUX	31.6m	30.8m

Ver.Spread:105.7 Horiz.Spread:.104.2

TRIAC PWM 1-10V DALI IP65 OUTDOOR RATED RoHS CE



FRONT COVER COLOR

Basic

Sanded Dark Grey
KAP 7037

Secondary

Silver Resistant Paint
RAL 9006

Sanded Black
RAL9005

MOUNTING SLEEVE CHARACTERISTIC





- The above picture – the supporting plate "A1" and "A2" are used for preventing deformation of the sleeve during the construction installation process.
- Please remove the supporting plate "A1" and "A2" from the mounting sleeve before the lamp installation.

Recessed
LED Stair Light & Wall Light

Stainless Steel Front Cover

LED COLOUR TEMPERATURE

2000K · 3000K · 6000K

OPTICS

N/A

OUTER DIMENSIONS & ACCESSORIES

Unit:mm

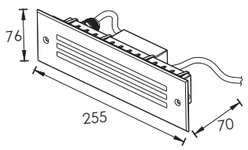

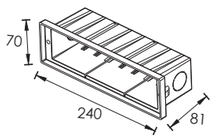

ABS Mounting Sleeve 074#

MATERIAL SPECIFICATIONS

HOUSING	12# Die-casting grey powder coated aluminum T=60-80um Adhesion of ISO class 1/ASTM class 4B
FRONT COVER	Hard chromeplated Stainless steel 316#
LIGHT WINDOW	PC T=3mm
CABLE GLAND	IP68 PG-9 PA66
GASKET	Molding shaped silicone seal
LED DRIVER	Constant Voltage Input,Constant Current Output
OPERATING TEMPERATURE	-20˚C~40˚C
POWER CABLE	H05RN-F 2X1.0mm2 L=0.5m (low voltage) H05RN-F 3X1.0mm2 L=0.5m (high voltage)
MOUNTING SLEEVE	ABS 074#
DIMMABLE SUPPORT	Triac PWM 1-10V Dali

TECHNICAL DATA

ITEM	LIGHT SOURCE	INPUT VOLTAGE(V)	OPERATING CURRENT(MA)	CONSUMPTION(W)	LUMINANCE(LM)	IK
D1BC5407	54×SMD2835	24V DC 120/240	24V = 220 120V = 95 240V = 62	24V = 5.3 120V = 6.7 240V = 6.8	Cool White = 107 Warm White = 90	10

PHOTOMETRIC CURVES



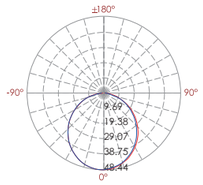

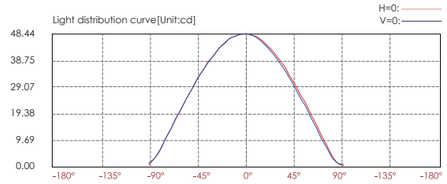

Lux distance cure

Illuminance at a distance

	Center beam LUX	Beam width V	Beam width H
2m	12.08 LUX	5.60m	5.50m
4m	3.02 LUX	11.3m	11.0m
6m	1.34 LUX	16.9m	16.5m
8m	0.76 LUX	22.6m	22.0m
10m	0.48 LUX	28.2m	27.5m
12m	0.34 LUX	33.9m	33.0m

Ver.Spread:109.4 Horiz.Spread:107.9

TRIAC PWM 1-10V DALI IP65 OUTDOOR RATED RoHS COMPLIANT CE

MOUNTING SLEEVE CHARACTERISTIC





- The above picture – the supporting plate "A1" and "A2" are used for preventing deformation of the sleeve during the construction installation process.
- Please remove the supporting plate "A1" and "A2" from the mounting sleeve before the lamp installation.

Diffused Beam
Recessed LED Stair Light & Wall Light

Stainless Steel Front Cover

LED COLOUR TEMPERATURE

2000K · 3000K · 6000K

OPTICS

N/A

OUTER DIMENSIONS & ACCESSORIES

Unit:mm

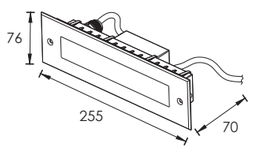

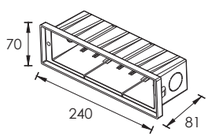

Mounting Sleeve 074#

MATERIAL SPECIFICATIONS

HOUSING	12# Die-casting grey powder coated aluminum T=60-80um Adhesion of ISO class 1/ASTM class 4B
FRONT COVER	Hard chrome-plated Stainless steel 316L#
LIGHT WINDOW	PC T=3mm
CABLE GLAND	IP68 PG-9 PA66
GASKET	Molding shaped silicone seal
LED DRIVER	Constant Voltage Input,Constant Current Output
OPERATING TEMPERATURE	-20˚C~40˚C
POWER CABLE	H05RN-F 2X1.0mm2 L=0.5m (low voltage) H05RN-F 3X1.0mm2 L=0.5m (high voltage)
MOUNTING SLEEVE	ABS 074#
DIMMABLE SUPPORT	Triac PWM 1-10V Dali

TECHNICAL DATA

ITEM	LIGHT SOURCE	INPUT VOLTAGE(V)	OPERATING CURRENT(MA)	CONSUMPTION(W)	LUMINANCE(LM)	IK
D1BD5407	54×SMD2835	24V DC 120/240	24V = 220 120V = 95 240V = 53	24V = 5.3 120V = 6.7 240V = 6.8	Cool White = 141 Warm White = 132	09

PHOTOMETRIC CURVES



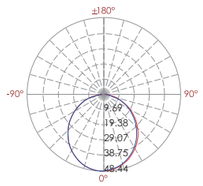

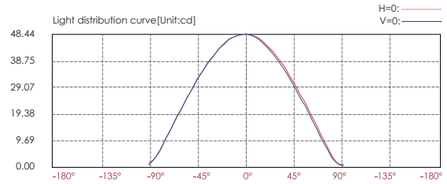

Lux distance cure

Illuminance at a distance

Center beam LUX		Beam width V	H
2m	12.08 LUX	5.60m	5.50m
4m	3.02 LUX	11.3m	11.0m
6m	1.34 LUX	16.9m	16.5m
8m	0.76 LUX	22.6m	22.0m
10m	0.48 LUX	28.2m	27.5m
12m	0.34 LUX	33.9m	33.0m

Ver.Spread:109.4 Horiz.Spread:107.9

TRIAC PWM 1-10V DALI IP65 OUTDOOR RATED RoHS COMPLIANT CE

MOUNTING SLEEVE CHARACTERISTIC

- The right picture-"A" is the supporting plate,used for "mounting sleeve" during the construction installation process to prevent deformation of the sleeve.
- The loading way such as A1, A2.
- Please take out the supporting plate (A1 & A2) from the "mounting box" before installation.

Diffused Beam
Recessed LED Wall Light

Stainless Steel Front Cover

LED COLOUR TEMPERATURE

2000K · 3000K · 6000K

OPTICS

N/A

OUTER DIMENSIONS & ACCESSORIES

Unit:mm

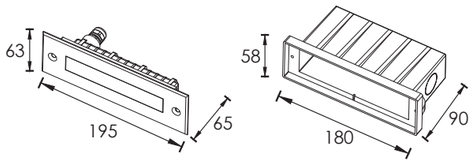

076# Mounting Sleeve

MATERIAL SPECIFICATIONS

HOUSING	12# Die-casting grey powder coated aluminum T=60-80μm Adhesion of ISO class 1/ASTM class 4B
FRONT COVER	Hard chrome-plated stainless steel SUS 316L#
LIGHT WINDOW	Step tempered glass.T=8mm
CABLE GLAND	IP68 PG-9 PA66
GASKET	Tooling shaped seal
LED DRIVER	Constant Voltage Input,Constant Current Output
OPERATING TEMPERATURE	-20˚C~40˚C
POWER CABLE	H05RN-F 2X1.0mm2 L=0.5m (low voltage) H05RN-F 3X1.0mm2 L=0.5m (high voltage)
MOUNTING SLEEVE	ABS 076#
DIMMABLE SUPPORT	Triac PWM 1-10V Dali

TECHNICAL DATA

ITEM	LIGHT SOURCE	LENS DEGREE(°)Θ1/2	INPUT VOLTAGE(V)	OPERATING CURRENT(MA)	CONSUMPTION(W)	LUMINANCE(LM)	IK
D1FL1014	10×SMD3030	120°	24V DC 120/240	24V = 114 120V = 55 240V = 32	24V = 2.7 120V = 3.5 240V = 3.6	Cool White = 34 Warm White = 35	09

PHOTOMETRIC CURVES

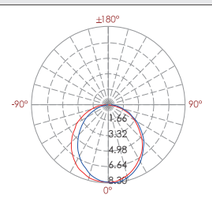

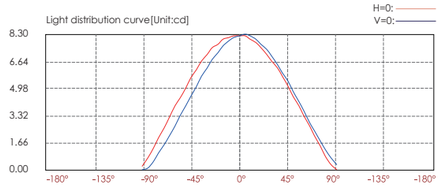

Lux distance cure

Illuminance at a distance

	Center beam LUX	Beam width V	Beam width H
2m	2.05 LUX	5.80m	5.10m
4m	0.51 LUX	11.5m	10.1m
6m	0.23 LUX	17.3m	15.2m
8m	0.13 LUX	23.0m	20.2m
10m	0.08 LUX	28.8m	25.3m
12m	0.06 LUX	34.5m	30.3m

Ver.Spread:110.4 Horiz.Spread:103.3

TRIAC PWM 1-10V DALI IP67 OUTDOOR RATED RoHS COMPLIANT CE

MOUNTING SLEEVE CHARACTERISTIC

•The Right picture – the supporting plate "A" is used for preventing deformation of the sleeve during the construction installation process.
•Please remove the supporting plate "A" from the mounting sleeve before the lamp installation.

Recessed
LED Stair Light & Wall Light

LED COLOUR TEMPERATURE

2000K · 3000K · 6000K

OPTICS

B38

30°
L0130D014YH

40°
L0140D014YH

OUTER DIMENSIONS & ACCESSORIES

Unit:mm

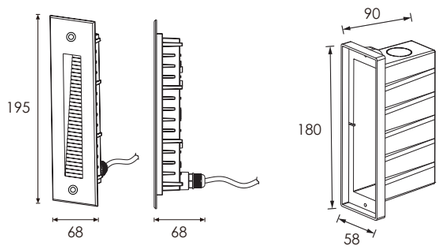

Mounting Sleeve 076#

MATERIAL SPECIFICATIONS

HOUSING	12# Die-casting grey powder coated aluminum T=60-80um Adhesion of ISO class 1/ASTM class 4B
FRONT COVER	12# Die-casting aluminum
LIGHT WINDOW	Tempered glass T=2mm
CABLE GLAND	IP68 PG-9 PA66
GASKET	Molding shaped silicone seal
LED DRIVER	Constant Voltage Input,Constant Current Output
OPERATING TEMPERATURE	-20˚C~40˚C
POWER CABLE	H05RN-F 2X1.0mm2 L=0.5m (low voltage) H05RN-F 3X1.0mm2 L=0.5m (high voltage)
MOUNTING SLEEVE	ABS 076#
DIMMABLE SUPPORT	Triac PWM 1-10V Dali

TECHNICAL DATA

ITEM	LIGHT SOURCE	LENS	LENS DEGREE(°)Θ1/2	INPUT VOLTAGE(V)	OPERATING CURRENT(MA)	CONSUMPTION(W)	LUMINANCE(LM)	IK
B1FL0157	1X2W	B38	30°	24V DC 120/240	24V = 105 120V = 40 240V = 25	24V = 2.5 120V = 2.7 240V = 2.8	Cool White = 64 Warm White = 55	10

PHOTOMETRIC CURVES



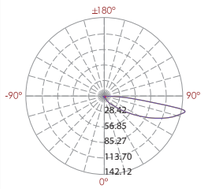

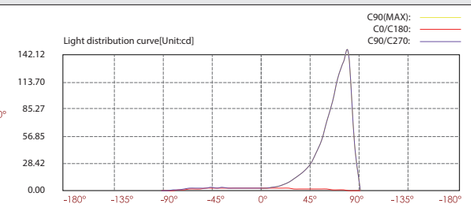

Lux distance cure

Illuminance at a distance

	Center beam LUX	Beam width V	Beam width H
2m	0.69 LUX	0.9m	1.5m
4m	0.17 LUX	1.7m	3.0m
6m	0.08 LUX	2.6m	4.5m
8m	0.04 LUX	3.4m	6.0m
10m	0.03 LUX	4.3m	7.4m
12m	0.02 LUX	5.1m	8.9m

Ver.Spread:24.1 Horiz.Spread:40.8

TRIAC PWM 1-10V DALI IP65 OUTDOOR RATED RoHS CE

FRONT COVER COLOR

Basic

Sanded Dark Grey
KAP 7037

Secondary

Silver Grey
KAP 9022

Sanded Black
RAL9005

MOUNTING SLEEVE CHARACTERISTIC

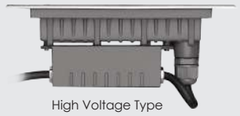
High Voltage Type

- The above picture – the supporting plate "A" is used for preventing deformation of the sleeve during the construction installation process.
- Please remove the supporting plate "A" from the mounting sleeve before the lamp installation.

Recessed
LED Stair Light & Wall Light

LED COLOUR TEMPERATURE

2000K · 3000K · 6000K

OPTICS

N/A

OUTER DIMENSIONS & ACCESSORIES

Unit:mm

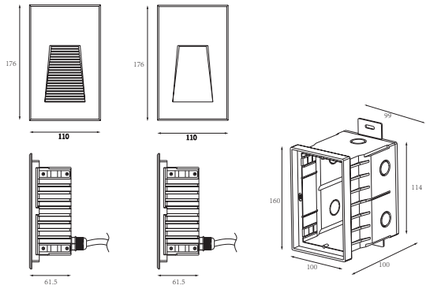

D1FH1834 D1FG1834 Mounting Sleeve 091#

MATERIAL SPECIFICATIONS

HOUSING	12# Die-casting grey powder coated aluminum T=60-80um Adhesion of ISO class 1/ASTM class 4B
FRONT COVER	12# Die-casting aluminum RAL7037 powder coated T=20-30μm.Adhesion of ISO class 1/ASTM class 4B
LED	SMD3030 type LED
CABLE GLAND	IP67 copper and nicked coated
GASKET	Molding shaped silicone seal
LED DRIVER	Constant Voltage Input,Constant Current Output
OPERATING TEMPERATURE	-20˚C~40˚C
POWER CABLE	H05RN-F 2X1.0mm2 L=0.5m (low voltage) H05RN-F 3X1.0mm2 L=0.5m (high voltage)
MOUNTING SLEEVE	ABS 091#
DIMMABLE SUPPORT	Triac PWM 1-10V Dali

TECHNICAL DATA

ITEM	LIGHT SOURCE	INPUT VOLTAGE(V)	OPERATING CURRENT(MA)	CONSUMPTION(W)	LUMINANCE(LM)	IK
D1FG1834	18×0.2W	24V DC 120/240	24V = 240 120V = 103 240V = 65	24V = 5.5 120V = 7 240V = 7.1	Cool White = 58 Warm White = 85	10
D1FH1834	18×0.2W	24V DC 120/240	24V = 230 120V = 103 240V = 65	24V = 5.5 120V = 7 240V = 7.1	Cool White = 54.8 Warm White = 76	10

PHOTOMETRIC CURVES

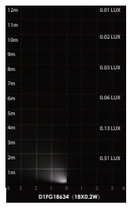

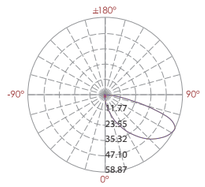

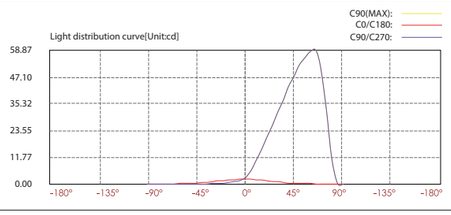

Lux distance cure

Illuminance at a distance

Center beam LUX		Beam width V	Beam width H
2m	0.51 LUX	1.8m	1.70m
4m	0.13 LUX	3.5m	3.50m
6m	0.06 LUX	5.3m	5.20m
8m	0.03 LUX	7.0m	7.00m
10m	0.02 LUX	8.8m	8.70m
12m	0.01 LUX	10.6m	10.4m

Ver.Spread:47.5 Horiz.Spread:47.1

TRIAC PWM 1-10V DALI IP65 OUTDOOR RATED RoHS COMPLIANT CE

FRONT COVER COLOR

Basic

Sanded Dark Grey
KAP 7037

Secondary

Silver Grey
KAP 9022

Sanded Black
RAL9005

MOUNTING SLEEVE CHARACTERISTIC



- The clips have been specially modified and upgraded to have a stronger structure in order to make up the absence of the screw fixing.

- There are two metal support plates on the bottom of the sleeve It is used for fixing and preventing the mounting sleeve shifting while filling the concrete.
- These will simply installer and electrician while they are recessing the sleeves.

Recessed
LED Stair Light & Wall Light

LED COLOUR TEMPERATURE

2000K · 3000K · 6000K

OPTICS

N/A

OUTER DIMENSIONS & ACCESSORIES

Unit:mm

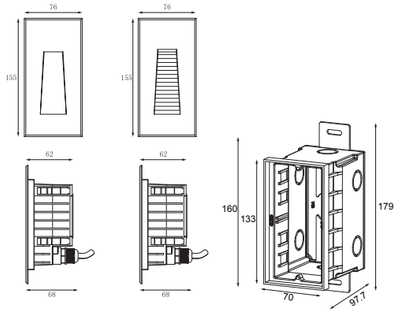

D1CF0158 D1CH0158 Mounting Sleeve 090#

MATERIAL SPECIFICATIONS

HOUSING	12# Die-casting grey powder coated aluminum T=60-80um Adhesion of ISO class 1/ASTM class 4B
FRONT COVER	12# Die-casting aluminum RAL7037 powder coated T=20-30μm.Adhesion of ISO class 1/ASTM class 4B
LED	SMD3030 type LED
CABLE GLAND	IP67 PG-9 PA66
GASKET	Molding shaped silicone seal
LED DRIVER	Constant Voltage Input,Constant Current Output
OPERATING TEMPERATURE	-20˚C~40˚C
POWER CABLE	H05RN-F 2X1.0mm2 L=0.5m (low voltage) H05RN-F 3X1.0mm2 L=0.5m (high voltage)
MOUNTING SLEEVE	ABS 090#
DIMMABLE SUPPORT	Triac PWM 1-10V Dali

TECHNICAL DATA

ITEM	LIGHT SOURCE	INPUT VOLTAGE(V)	OPERATING CURRENT(MA)	CONSUMPTION(W)	LUMINANCE(LM)	IK
D1CH0158	1×3W	24V DC 120/240	24V = 140 120V = 36 240V = 22	24V = 3.3 120V = 4.2 240V = 4.4	Cool White = 64 Warm White = 55	10
D1CF0158	1×3W	24V DC 120/240	24V = 140 120V = 36 240V = 22	24V = 3.3 120V = 4.2 240V = 4.4	Cool White = 62 Warm White = 53	10

PHOTOMETRIC CURVES

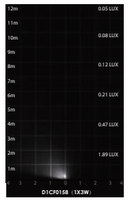

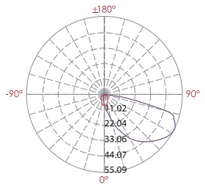

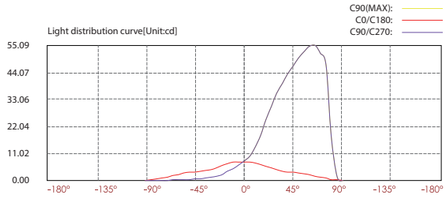

Lux distance cure

Illuminance at a distance

	Center beam LUX	Beam width V	Beam width H
2m	1.89 LUX	2.10m	1.80m
4m	0.47 LUX	4.20m	3.60m
6m	0.21 LUX	6.40m	5.40m
8m	0.12 LUX	8.50m	7.20m
10m	0.08 LUX	10.6m	9.00m
12m	0.05LUX	12.7m	10.8m

Ver.Spread:55.9 Horiz.Spread:48.3

TRIAC PWM 1-10V DALI IP65 OUTDOOR RATED RoHS COMPLIANT CE

FRONT COVER COLOR

Basic

Sanded Dark Grey
KAP 7037

Secondary

Silver Grey
KAP 9022

Sanded Black
RAL9005

MOUNTING SLEEVE CHARACTERISTIC



- The clips have been specially modified and upgraded to have a stronger structure in order to make up the absence of the screw fixing.

- There are two metal support plates on the bottom of the sleeve It is used for fixing and preventing the mounting sleeve shifting while filling the concrete.
- These will simply installer and electrician while they are recessing the sleeves.

Recessed
LED Stair Light & Wall Light





LED COLOUR TEMPERATURE

2000K · 3000K · 6000K

OPTICS

N/A

OUTER DIMENSIONS & ACCESSORIES

Unit:mm

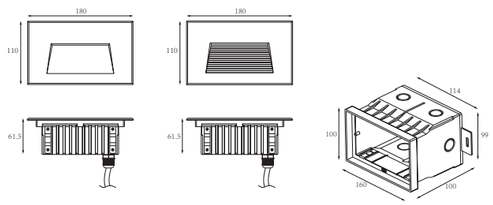

D1FF2034 D1FA2034 Mounting Sleeve 091#

MATERIAL SPECIFICATIONS

HOUSING	12# Die-casting grey powder coated aluminum T=60-80um Adhesion of ISO class 1/ASTM class 4B
FRONT COVER	12# Die-casting aluminum RAL7037 powder coated T=60-80μm.Adhesion of ISO class 1/ASTM class 4B
LED	SMD3030 type LED
CABLE GLAND	IP-67 copper and nicked coated
GASKET	Molding shaped silicone seal
LED DRIVER	Constant Voltage Input,Constant Current Output
OPERATING TEMPERATURE	-20˚C~40˚C
POWER CABLE	H05RN-F 2X1.0mm2 L=0.5m (low voltage) H05RN-F 3X1.0mm2 L=0.5m (high voltage)
MOUNTING SLEEVE	ABS 091#
DIMMABLE SUPPORT	Triac PWM 1-10V Dali

TECHNICAL DATA

ITEM	LIGHT SOURCE	INPUT VOLTAGE(V)	OPERATING CURRENT(MA)	CONSUMPTION(W)	LUMINANCE(LM)	IK
D1FA2034	20×0.2W	24V DC 120/240	24V = 227 120V = 102 240V = 57	24V = 5.6 120V = 6.8 240V = 6.8	Cool White = 103 Warm White = 96.5	10
D1FF2034	20×0.2W	24V DC 120/240	24V = 227 120V = 101 240V = 56	24V = 5.6 120V = 6.8 240V = 6.8	Cool White = 113.7 Warm White = 104.3	10

PHOTOMETRIC CURVES



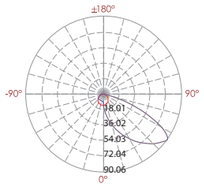

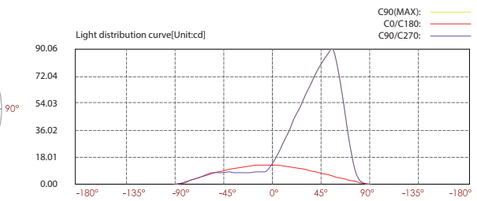

Lux distance cure

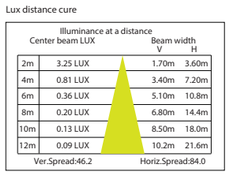

Illuminance at a distance

	Center beam LUX	Beam width V	Beam width H
2m	3.25 LUX	1.70m	3.60m
4m	0.81 LUX	3.40m	7.20m
6m	0.36 LUX	5.10m	10.8m
8m	0.20 LUX	6.80m	14.4m
10m	0.13 LUX	8.50m	18.0m
12m	0.09 LUX	10.2m	21.6m

Ver.Spread:46.2 Horiz.Spread:84.0

TRIAC PWM 1-10V DALI IP65 OUTDOOR RATED RoHS COMPLIANT CE

FRONT COVER COLOR

Basic

Sanded Dark Grey
KAP 7037

Secondary

Silver Grey
KAP 9022

Sanded Black
RAL9005

MOUNTING SLEEVE CHARACTERISTIC

•The clips have been specially modified and upgraded to have a stronger structure in order to make up the absence of the screw fixing.

•There are two metal support plates on the bottom of the sleeve It is used for fixing and preventing the mounting sleeve shifting while filling the concrete.
•These will simply installer and electrician while they are recessing the sleeves.

Recessed
LED Stair Light & Wall Light

LED COLOUR TEMPERATURE

2000K · 3000K · 6000K

OPTICS

N/A

OUTER DIMENSIONS & ACCESSORIES

Unit:mm

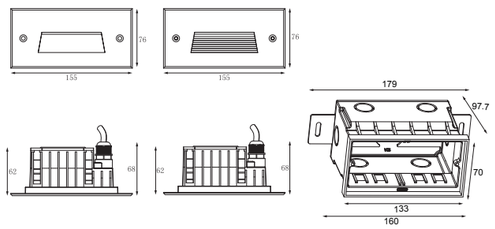

D1CG0734 D1CA0734 Mounting Sleeve 090#

MATERIAL SPECIFICATIONS

HOUSING	12# Die-casting grey powder coated aluminum T=60-80um Adhesion of ISO class 1/ASTM class 4B
FRONT COVER	12# Die-casting aluminum RAL7037 powder coated T=60-80μm.Adhesion of ISO class 1/ASTM class 4B
LED	SMD3030 type LED
CABLE GLAND	IP67 PG-9 PA66
GASKET	Molding shaped silicone seal
LED DRIVER	Constant Voltage Input,Constant Current Output
OPERATING TEMPERATURE	-20˚C~40˚C
POWER CABLE	H05RN-F 2X1.0mm2 L=0.5m (low voltage) H05RN-F 3X1.0mm2 L=0.5m (high voltage)
MOUNTING SLEEVE	ABS 090#
DIMMABLE SUPPORT	Triac PWM 1-10V Dali

TECHNICAL DATA

ITEM	LIGHT SOURCE	INPUT VOLTAGE(V)	OPERATING CURRENT(MA)	CONSUMPTION(W)	LUMINANCE(LM)	IK
D1CA0734	7×0.5W	24V DC 120/240	24V = 150 120V = 72 240V = 40	24V = 3.5 120V = 4.8 240V = 4.8	Cool White = 85 Warm White = 82	10
D1CG0734	7×0.5W	24V DC 120/240	24V = 150 120V = 72 240V = 40	24V = 3.5 120V = 4.8 240V = 4.8	Cool White = 104.5 Warm White = 97.9	10

PHOTOMETRIC CURVES



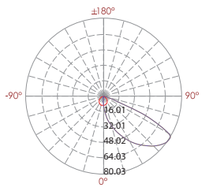

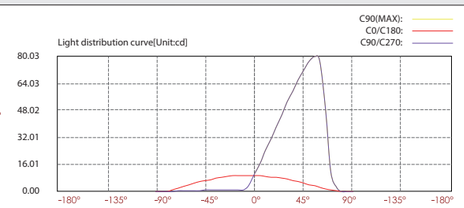

Lux distance cure

Illuminance at a distance

	Center beam LUX	Beam width V	Beam width H
2m	2.33 LUX	1.7m	3.70m
4m	0.58 LUX	3.3m	7.40m
6m	0.26 LUX	5.0m	11.1m
8m	0.15 LUX	6.6m	14.8m
10m	0.09 LUX	8.3m	18.5m
12m	0.06 LUX	9.9m	22.2m

Ver.Spread:44.9 Horiz.Spread:85.7

TRIAC PWM 1-10V DALI IP65 OUTDOOR RATED RoHS COMPLIANT CE

FRONT COVER COLOR

Basic

Sanded Dark Grey
KAP 7037

Secondary

Silver Grey
KAP 9022

Sanded Black
RAL9005

MOUNTING SLEEVE CHARACTERISTIC

•The clips have been specially modified and upgraded to have a stronger structure in order to make up the absence of the screw fixing.

•There are two metal support plates on the bottom of the sleeve It is used for fixing and preventing the mounting sleeve shifting while filling the concrete.
•These will simply installer and electrician while they are recessing the sleeves.

LED Recessed Wall Light

LED COLOUR TEMPERATURE

2000K · 3000K · 6000K

OPTICS

N/A

OUTER DIMENSIONS & ACCESSORIES

Unit:mm

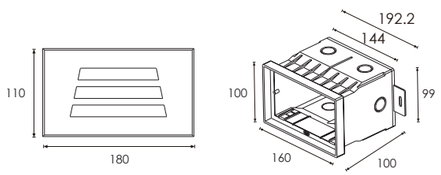

Mounting Sleeve 091#

MATERIAL SPECIFICATIONS

HOUSING	12# Die-casting grey powder coated aluminum T=60-80um Adhesion of ISO class 1/ASTM class 4B
FRONT COVER	12# Die-casting aluminum RAL7037 powder coated T=60-80μm.Adhesion of ISO class 1/ASTM class 4B
LED	SMD3030 type LED
CABLE GLAND	IP67 PG-9 PA66
GASKET	Molding shaped silicone seal
LED DRIVER	Constant Voltage Input,Constant Current Output
OPERATING TEMPERATURE	-20˚C~40˚C
POWER CABLE	H05RN-F 2X1.0mm2 L=0.5m (low voltage) H05RN-F 3X1.0mm2 L=0.5m (high voltage)
MOUNTING SLEEVE	ABS 091#
DIMMABLE SUPPORT	Triac PWM 1-10V Dali

FRONT COVER COLOR

Basic

Sanded Dark Grey
KAP 7037

Secondary

Silver Grey
KAP 9022

Sanded Black
RAL9005

MOUNTING SLEEVE CHARACTERISTIC

- The clips have been specially modified and upgraded to have a stronger structure in order to make up the absence of the screw fixing.
- There are two metal support plates on the bottom of the sleeve It is used for fixing and preventing the mounting sleeve shifting while filling the concrete
- These will simply installer and electrician while they are recessing the sleeves.

TECHNICAL DATA

ITEM	LIGHT SOURCE	INPUT VOLTAGE(V)	OPERATING CURRENT(MA)	CONSUMPTION(W)	LUMINANCE(LM)	IK
D1FB3634	36×0.1W	24V DC 120/240	24V = 235 120V = 100 240V = 55	24V = 5.5 120V = 6.7 240V = 7	Cool White = 62 Warm White = 55	09

PHOTOMETRIC CURVES

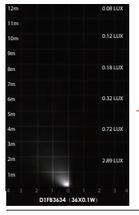

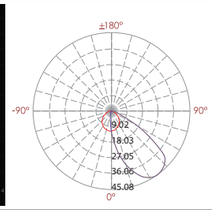

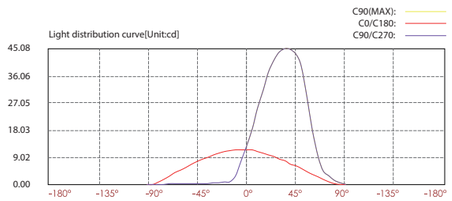

Lux distance cure

Illuminance at a distance

	Center beam LUX	Beam width V	Beam width H
2m	2.89 LUX	1.90m	4.00m
4m	0.72 LUX	3.70m	8.00m
6m	0.32 LUX	5.60m	12.0m
8m	0.18 LUX	7.40m	16.0m
10m	0.12 LUX	9.30m	20.0m
12m	0.08 LUX	11.1m	24.0m

Ver.Spread:49.9 Horiz.Spread:90.0

TRIAC PWM 1-10V DALI IP65 OUTDOOR RATED RoHS CE

Recessed LED Wall Light

LED COLOUR TEMPERATURE

2000K · 3000K · 6000K

OPTICS

N/A

OUTER DIMENSIONS & ACCESSORIES

Unit:mm

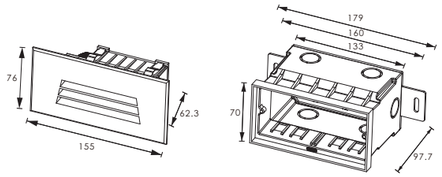

Mounting Sleeve 090#

MATERIAL SPECIFICATIONS

HOUSING	12# Die-casting grey powder coated aluminum T=60-80um Adhesion of ISO class 1/ASTM class 4B
FRONT COVER	12# Die-casting aluminum RAL7037 powder coated T=60-80μm.Adhesion of ISO class 1/ASTM class 4B
LED	SMD3030 type LED
CABLE GLAND	IP67 PG9 PA66
GASKET	Molding shaped silicone seal
LED DRIVER	Constant Voltage Input,Constant Current Output
OPERATING TEMPERATURE	-20˚C~40˚C
POWER CABLE	H05RN-F 2X1.0mm2 L=0.5m (low voltage) H05RN-F 3X1.0mm2 L=0.5m (high voltage)
MOUNTING SLEEVE	ABS 090#
DIMMABLE SUPPORT	Triac PWM 1-10V Dali

TECHNICAL DATA

ITEM	LIGHT SOURCE	INPUT VOLTAGE(V)	OPERATING CURRENT(MA)	CONSUMPTION(W)	LUMINANCE(LM)	IK
D1CB1834	18×0.3W	24V DC 120/240	24V = 235 120V = 97 240V = 54	24V = 5.5 120V = 6.8 240V = 6.9	Cool White = 38 Warm White = 34	09

PHOTOMETRIC CURVES



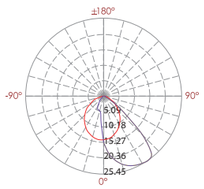

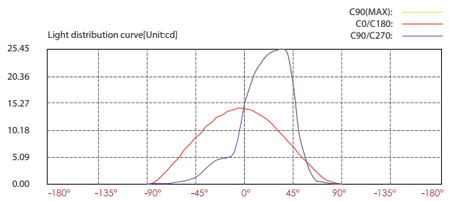

Lux distance cure

Illuminance at a distance

	Center beam LUX	Beam width V	Beam width H
2m	3.55 LUX	1.90m	3.70m
4m	0.89 LUX	3.70m	7.50m
6m	0.39 LUX	5.60m	11.2m
8m	0.22 LUX	7.50m	14.9m
10m	0.14 LUX	9.40m	18.7m
12m	0.10 LUX	11.2m	22.4m

Ver.Spread:50.2 Horiz.Spread:86.1

TRIAC PWM 1-10V DALI IP65 OUTDOOR RATED RoHS COMPLIANT CE

FRONT COVER COLOR

Basic

Sanded Dark Grey
KAP 7037

Secondary

Silver Grey
KAP 9022

Sanded Black
RAL9005

MOUNTING SLEEVE CHARACTERISTIC



•The clips have been specially modified and upgraded to have a stronger structure in order to make up the absence of the screw fixing.

•There are two metal support plates on the bottom of the sleeve It is used for fixing and preventing the mounting sleeve shifting while filling the concrete.
•These will simply installer and electrician while they are recessing the sleeves.

Diffused Beam
Recessed LED Wall Light

Stainless steel front cover with Matte Surface



LED COLOUR TEMPERATURE

2000K · 3000K · 6000K

OPTICS

N/A

OUTER DIMENSIONS & ACCESSORIES

Unit:mm

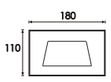

D1FD3634

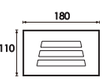

D1FC3634

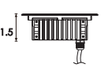

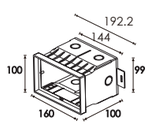

Mounting Sleeve 091#

MATERIAL SPECIFICATIONS

HOUSING	12# Die-casting grey powder coated aluminum T=60-80um Adhesion of ISO class 1/ASTM class 4B
FRONT COVER	Hard chromeplated Stainless steel 316#
LED	SMD3030 type LED
CABLE GLAND	IP67 PG-9 PA66
GASKET	Molding shaped silicone seal
LED DRIVER	Constant Voltage Input,Constant Current Output
OPERATING TEMPERATURE	-20˚C~40˚C
POWER CABLE	H05RN-F 2X1.0mm2 L=0.5m (low voltage) H05RN-F 3X1.0mm2 L=0.5m (high voltage)
MOUNTING SLEEVE	ABS 091#
DIMMABLE SUPPORT	Triac PWM 1-10V Dali

TECHNICAL DATA

ITEM	LIGHT SOURCE	INPUT VOLTAGE(V)	OPERATING CURRENT(MA)	CONSUMPTION(W)	LUMINANCE(LM)	IK
D1FD3634	36x0.1W	24V DC 120/240	24V = 235 120V = 100 240V = 55	24V = 5.5 120V = 6.7 240V = 6.6	Cool White = 180 Warm White = 166	09
D1FC3634	36x0.1W	24V DC 120/240	24V = 235 120V = 99 240V = 55	24V = 5.5 120V = 6.7 240V = 6.5	Cool White = 180 Warm White = 160	09

TRIAC PWM 1-10V DALI IP65 OUTDOOR RATED RoHS COMPLIANT CE

MOUNTING SLEEVE CHARACTERISTIC

- The clips have been specially modified and upgraded to have a stronger structure in order to make up the absence of the screw fixing.

- There are two metal support plates on the bottom of the sleeve It is used for fixing and preventing the mounting sleeve shifting while filling the concrete.
- These will simply installer and electrician while they are recessing the sleeves.

PHOTOMETRIC CURVES

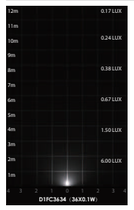

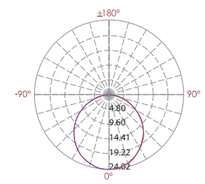

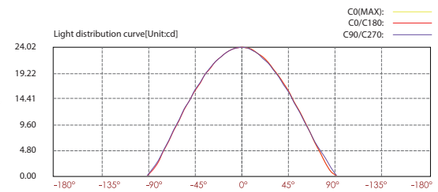

Lux distance cure

Illuminance at a distance		Beam width	
Center beam LUX		V	H
2m	6.00 LUX	5.80m	5.80m
4m	0.50 LUX	11.7m	11.6m
6m	0.67 LUX	17.5m	17.5m
8m	0.38 LUX	23.3m	23.3m
10m	0.24 LUX	29.1m	29.1m
12m	0.17 LUX	35.0m	34.9m
Ver.Spread:111.1		Horiz.Spread:111.1	

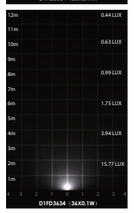

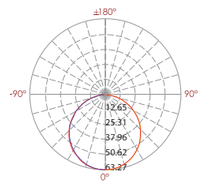

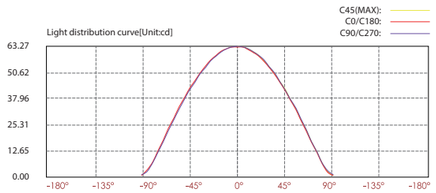

Lux distance cure

Illuminance at a distance		Beam width	
Center beam LUX		V	H
2m	15.77 LUX	6.00m	6.00m
4m	3.94 LUX	12.0m	12.1m
6m	1.75 LUX	18.0m	18.1m
8m	0.99 LUX	24.0m	24.1m
10m	0.63 LUX	30.1m	30.1m
12m	0.44 LUX	36.1m	36.2m
Ver.Spread:49.9		Horiz.Spread:112.9	

Diffused Beam
Recessed LED Wall Light

Stainless steel front cover with Matte Surface



LED COLOUR TEMPERATURE

2000K · 3000K · 6000K

OPTICS

N/A

OUTER DIMENSIONS & ACCESSORIES

Unit:mm

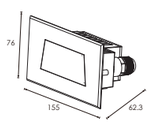

D1CD1834

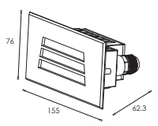

D1CC1834

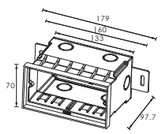

Mounting Sleeve 090#

MATERIAL SPECIFICATIONS

HOUSING	12# Die-casting grey powder coated aluminum T=60-80um Adhesion of ISO class 1/ASTM class 4B
FRONT COVER	Hard chromeplated Stainless steel 316#
LED	SMD3030 type LED
CABLE GLAND	IP67 PG9 PA66
GASKET	Molding shaped silicone seal
LED DRIVER	Constant Voltage Input,Constant Current Output
OPERATING TEMPERATURE	-20˚C~40˚C
POWER CABLE	H05RN-F 2X1.0mm2 L=0.5m (low voltage) H05RN-F 3X1.0mm2 L=0.5m (high voltage)
MOUNTING SLEEVE	ABS 090#
DIMMABLE SUPPORT	Triac PWM 1-10V Dali

TECHNICAL DATA

ITEM	LIGHT SOURCE	INPUT VOLTAGE(V)	OPERATING CURRENT(MA)	CONSUMPTION(W)	LUMINANCE(LM)	IK
D1CD1834	18×0.2W	24V DC 120/240	24V = 125 120V = 56 240V = 29	24V = 3.0 120V = 3.4 240V = 3.9	Cool White = 80 Warm White = 70	09
D1CC1834	18×0.2W	24V DC 120/240	24V = 125 120V = 56 240V = 29	24V = 3.0 120V = 3.4 240V = 3.9	Cool White = 65 Warm White = 56	09

PHOTOMETRIC CURVES



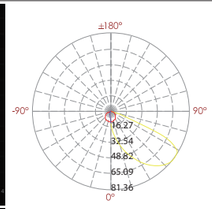

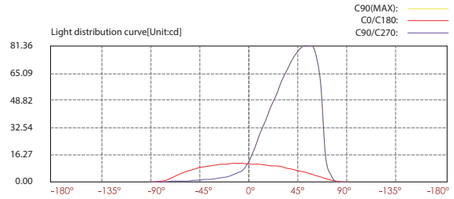

Lux distance cure

Illuminance at a distance

Center beam LUX		Beam width V	Beam width H
2m	2.71 LUX	1.90m	3.90m
4m	0.68 LUX	3.70m	7.80m
6m	0.30 LUX	5.60m	11.6m
8m	0.17 LUX	7.40m	15.5m
10m	0.11 LUX	9.30m	19.4m
12m	0.08 LUX	11.2m	23.3m

Ver.Spread:49.9 Horiz.Spread:88.3



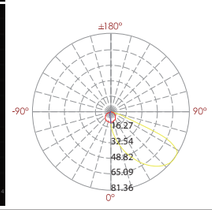

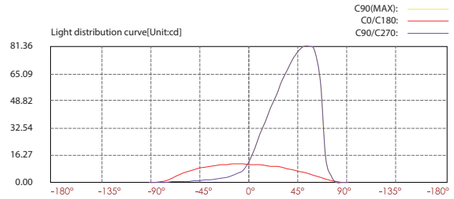

Lux distance cure

Illuminance at a distance

Center beam LUX		Beam width V	Beam width H
2m	2.71 LUX	1.90m	3.90m
4m	0.68 LUX	3.70m	7.80m
6m	0.30 LUX	5.60m	11.6m
8m	0.17 LUX	7.40m	15.5m
10m	0.11 LUX	9.30m	19.4m
12m	0.08 LUX	11.2m	23.3m

Ver.Spread:49.9 Horiz.Spread:88.3

TRIAC PWM 1-10V DALI IP65 OUTDOOR RATED RoHS COMPLIANT CE

MOUNTING SLEEVE CHARACTERISTIC

- The clips have been specially modified and upgraded to have a stronger structure in order to make up the absence of the screw fixing.

- There are two metal support plates on the bottom of the sleeve It is used for fixing and preventing the mounting sleeve shifting while filling the concrete.
- These will simply installer and electrician while they are recessing the sleeves.

Recessed
LED Stair Light & Wall Light

LED COLOUR TEMPERATURE

2000K · 3000K · 6000K

OPTICS

N/A

OUTER DIMENSIONS & ACCESSORIES

Unit:mm

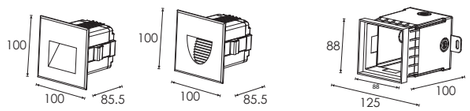

D1HA1034 D1HB1034 Mounting Sleeve 092#

MATERIAL SPECIFICATIONS

HOUSING	12# Die-casting grey powder coated aluminum T=60-80um Adhesion of ISO class 1/ASTM class 4B
FRONT COVER	12# Die-casting aluminum RAL7037 powder coated T=60-80μm.Adhesion of ISO class 1/ASTM class 4B
LED	SMD3030 type LED
CABLE GLAND	IP67 copper and nicked coated
GASKET	Molding shaped silicone seal
LED DRIVER	Constant Voltage Input,Constant Current Output
OPERATING TEMPERATURE	-20˚C~40˚C
POWER CABLE	H05RN-F 2X1.0mm2 L=0.5m (low voltage) H05RN-F 3X1.0mm2 L=0.5m (high voltage)
MOUNTING SLEEVE	ABS 092#
DIMMABLE SUPPORT	Triac PWM 1-10V Dali

TECHNICAL DATA

ITEM	LIGHT SOURCE	INPUT VOLTAGE(V)	OPERATING CURRENT(MA)	CONSUMPTION(W)	LUMINANCE(LM)	IK
D1HA1034	10×0.5W	24V DC 120/240	24V = 230 120V = 100 240V = 55	24V = 5.5 120V = 6.8 240V = 6.8	Cool White = 124.6 Warm White = 112.9	10
D1HB1034	10×0.5W	24V DC 120/240	24V = 230 120V = 100 240V = 55	24V = 5.5 120V = 6.8 240V = 6.8	Cool White = 103 Warm White = 94.5	10

PHOTOMETRIC CURVES



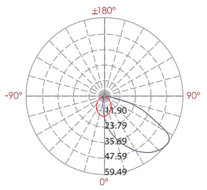

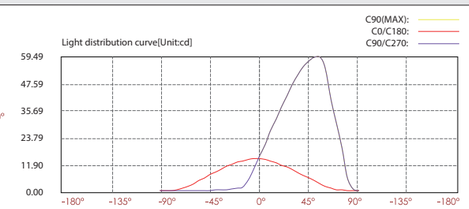

Lux distance cure

Illuminance at a distance

	Center beam LUX	Beam width V	Beam width H
2m	3.78 LUX	2.20m	3.10m
4m	0.95 LUX	4.40m	6.30m
6m	0.42 LUX	6.70m	9.40m
8m	0.24 LUX	8.90m	12.6m
10m	0.15 LUX	11.1m	15.7m
12m	0.11 LUX	13.3m	18.8m

Ver.Spread:58.1 Horiz.Spread:76.3

TRIAC PWM 1-10V DALI IP65 OUTDOOR RATED RoHS CE

FRONT COVER COLOR

Basic

Sanded Dark Grey
KAP 7037

Secondary

Silver Grey
KAP 9022

Sanded Black
RAL9005

MOUNTING SLEEVE CHARACTERISTIC



•The clips have been specially modified and upgraded to have a stronger structure in order to make up the absence of the screw fixing.

•There are two metal support plates on the bottom of the sleeve It is used for fixing and preventing the mounting sleeve shifting while filling the concrete.
•These will simply installer and electrician while they are recessing the sleeves.

Recessed
LED Stair Light & Wall Light

LED COLOUR TEMPERATURE

2000K · 3000K · 6000K

OPTICS

N/A

OUTER DIMENSIONS & ACCESSORIES

Unit:mm

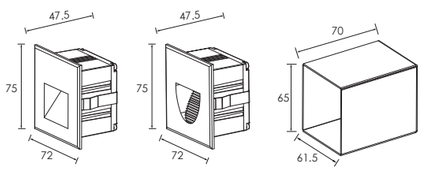

D1GA0334 D1GB0334 Mounting Sleeve 139#



FRONT COVER COLOR

Basic

Sanded Dark Grey
KAP 7037

Secondary

Sanded Light Grey
RAL 9006

Sanded Black
RAL9005

MATERIAL SPECIFICATIONS

HOUSING	12# Die-casting aluminum T=20-25μm.Adhesion of ISO class1/ ASTM class 4B high temperature painting
LIGHT SOURCE	SMD3030 Type LED
LED DRIVER	Constant Voltage Input,Constant Current Output
OPERATING TEMPERATURE	-20˚C~40˚C
POWER CABLE	H05RN-F 2X1.0mm2 L=0.5m (low voltage) H05RN-F 3X1.0mm2 L=0.5m (high voltage)
MOUNTING SLEEVE	139# Zinc plated mounting sleeve grey powder Coated,T=60-80μm.Adhesion of ISO class 1/ASTM class 4B
DIMMABLE SUPPORT	Triac PWM 1-10V Dali

TECHNICAL DATA

ITEM	LIGHT SOURCE	INPUT VOLTAGE(V)	OPERATING CURRENT(MA)	CONSUMPTION(W)	LUMINANCE(LM)	IK
D1GA0334	3×0.7W	24V DC 120/240	24V = 110 120V = 48 240V = 29	24V = 2.6 120V = 3.1 240V = 3.1	Cool White = 26 Warm White = 24	10
D1GB0334	3×0.7W	24V DC 120/240	24V = 110 120V = 48 240V = 29	24V = 2.6 120V = 3.0 240V = 3.1	Cool White = 25 Warm White = 22	10

PHOTOMETRIC CURVES



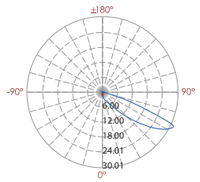

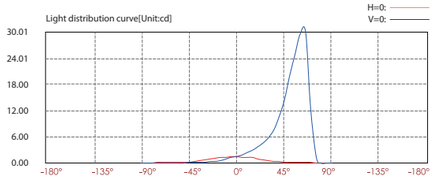

Lux distance cure

Illuminance at a distance

	Center beam LUX	Beam width V	Beam width H
2m	0.36 LUX	1.4m	0.8m
4m	0.09 LUX	2.7m	1.7m
6m	0.04 LUX	4.1m	2.5m
8m	0.02 LUX	5.5m	3.4m
10m	0.01 LUX	6.8m	4.3m
12m	0.01 LUX	8.2m	5.1m

Ver.Spread:37.7 Horiz.Spread:23.9

TRIAC PWM 1-10V DALI IP65 OUTDOOR RATED RoHS COMPLIANT CE



Diffused Beam
Recessed LED Wall Light

Stainless steel front cover with Matte Surface

LED COLOUR TEMPERATURE

2000K · 3000K · 6000K

OPTICS

N/A

OUTER DIMENSIONS & ACCESSORIES

Unit:mm

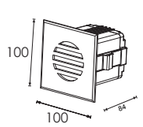

D1HC1634

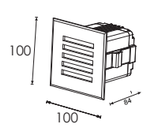

D1HE1634

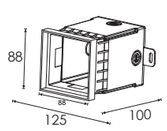

Mounting Sleeve 092#

MATERIAL SPECIFICATIONS

HOUSING	12# Die-casting grey powder coated aluminum T=60-80um Adhesion of ISO class 1/ASTM class 4B
FRONT COVER	Hard chromeplated Stainless steel 316#
LED	SMD3030 type LED
CABLE GLAND	IP67 copper and nicked coated
GASKET	Molding shaped silicone seal
LED DRIVER	Constant Voltage Input,Constant Current Output
OPERATING TEMPERATURE	-20˚C~40˚C
POWER CABLE	H05RN-F 2X1.0mm2 L=0.5m (low voltage) H05RN-F 3X1.0mm2 L=0.5m (high voltage)
MOUNTING SLEEVE	ABS 092#
DIMMABLE SUPPORT	Triac PWM 1-10V Dali

TECHNICAL DATA

ITEM	LIGHT SOURCE	INPUT VOLTAGE(V)	OPERATING CURRENT(MA)	CONSUMPTION(W)	LUMINANCE(LM)	IK
D1HC1634	16×0.2W	24V DC 120/240	24V = 125 120V = 58 240V = 34	24V = 3 120V = 3.7 240V = 3.8	Cool White = 35 Warm White = 32	09
D1HE1634	16×0.2W	24V DC 120/240	24V = 125 120V = 58 240V = 34	24V = 3 120V = 3.7 240V = 3.8	Cool White = 50 Warm White = 45	09

TRIAC PWM 1-10V DALI IP65 OUTDOOR RATED

MOUNTING SLEEVE CHARACTERISTIC



- The clips have been specially modified and upgraded to have a stronger structure in order to make up the absence of the screw fixing.

- There are two metal support plates on the bottom of the sleeve It is used for fixing and preventing the mounting sleeve shifting while filling the concrete.
- These will simply installer and electrician while they are recessing the sleeves.

PHOTOMETRIC CURVES

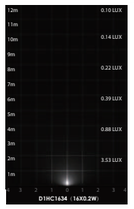

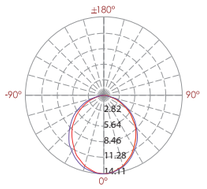

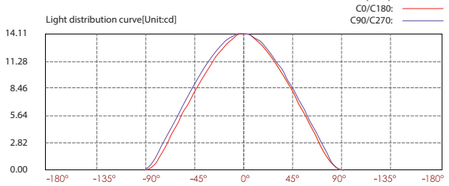

Lux distance cure

Illuminance at a distance

	Center beam LUX	Beam width V	Beam width H
2m	3.53 LUX	5.10m	4.60m
4m	0.88 LUX	10.3m	9.30m
6m	0.39 LUX	15.4m	13.9m
8m	0.22 LUX	20.5m	18.5m
10m	0.14 LUX	25.7m	23.2m
12m	0.10 LUX	30.8m	27.8m

Ver.Spread:104.2 Horiz.Spread:98.4



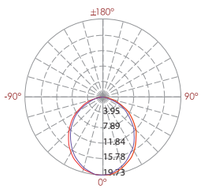

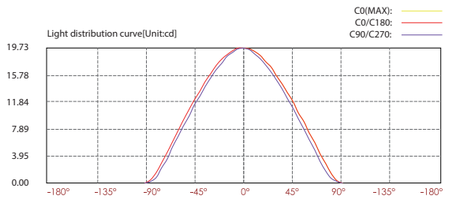

Lux distance cure

Illuminance at a distance

	Center beam LUX	Beam width V	Beam width H
2m	4.93 LUX	4.60m	5.20m
4m	1.23 LUX	9.30m	10.3m
6m	0.55 LUX	13.9m	15.5m
8m	0.31 LUX	18.5m	20.6m
10m	0.20 LUX	23.2m	25.8m
12m	0.14 LUX	27.8m	30.9m

Ver.Spread:98.4 Horiz.Spread:104.4

Recessed
LED Stair Light & Wall Light

LED COLOUR TEMPERATURE

2000K · 3000K · 6000K

OPTICS

N/A

OUTER DIMENSIONS & ACCESSORIES

Unit:mm

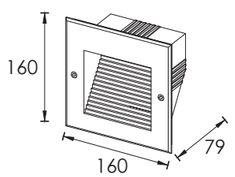

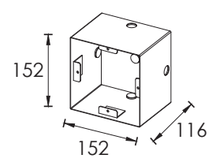

Mounting Sleeve 136#

FRONT COVER COLOR

Basic

Sanded Dark Grey
KAP 7037

Secondary

Silver Grey
KAP 9022

Sanded Black
RAL9005

MATERIAL SPECIFICATIONS

HOUSING	12# Die-casting grey powder coated aluminum T=60-80um Adhesion of ISO class 1/ASTM class 4B
FRONT COVER	12# Die-casting aluminum PT877U powder coated T=20-30μm.Adhesion of ISO class 1/ASTM class 4B
LED	SMD2835 type power LED
CABLE GLAND	IP67 copper and nicked coated
GASKET	Molding shaped silicone seal
LED DRIVER	Constant Voltage Input,Constant Current Output
OPERATING TEMPERATURE	-20˚C~40˚C
POWER CABLE	H05RN-F 2X1.0mm2 L=0.5m (low voltage) H05RN-F 3X1.0mm2 L=0.5m (high voltage)
MOUNTING SLEEVE	D1G1807:Zinc-coated steel 136#
DIMMABLE SUPPORT	Triac PWM 1-10V Dali

TECHNICAL DATA

ITEM	LIGHT SOURCE	LENS DEGREE(°)Θ1/2	INPUT VOLTAGE(V)	OPERATING CURRENT(MA)	CONSUMPTION(W)	LUMINANCE(LM)	IK
D1G1807	18×SMD2835	120°	24V DC 120/240	24V = 50 120V = 27 240V = 17	24V = 1.2 120V = 1.7 240V = 1.8	Cool White = 39 Warm White = 34	10

PHOTOMETRIC CURVES



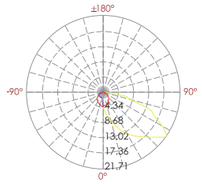

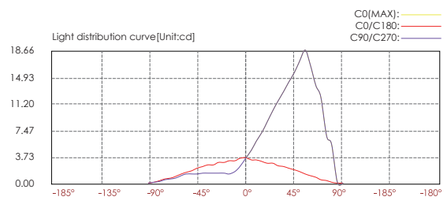

Lux distance cure

Illuminance at a distance

	Center beam LUX	Beam width V	Beam width H
2m	0.87 LUX	4.00m	1.90m
4m	0.22 LUX	8.10m	3.70m
6m	0.10 LUX	12.1m	5.60m
8m	0.05 LUX	16.1m	7.50m
10m	0.03 LUX	20.2m	9.40m
12m	0.02 LUX	24.2m	11.2m

Ver.Spread:90.6 Horiz.Spread:.50.2

TRIAC PWM 1-10V DALI IP65 OUTDOOR RATED RoHS COMPLIANT CE

Surface Mounting &
Recessed Power LED Wall Light

LED COLOUR TEMPERATURE

2000K · 3000K · 6000K

OPTICS

N/A

OUTER DIMENSIONS & ACCESSORIES

Unit:mm

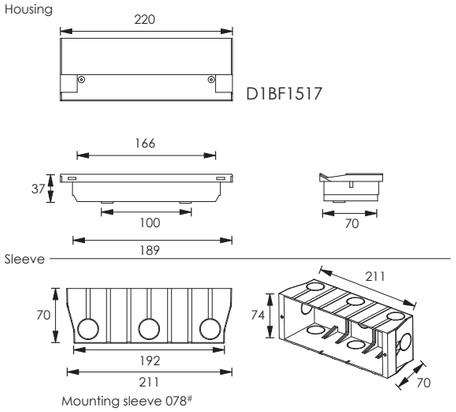

MATERIAL SPECIFICATIONS

HOUSING	I 12# Die-casting grey powder coated aluminum
FRONT COVER	I T=60μm Adhesion of ISO class 1/ASTM class 4B
LIGHT WINDOW	I 12# Die-casting aluminum
GASKET	I Molding shaped silicone seal
LED DRIVER	I Constant Voltage Input,Constant Current Output
OPERATING TEMPERATURE	I -20˚C~40˚C
POWER CABLE	I H05RN-F 2X1.0mm2 L=0.5m (low voltage) I H05RN-F 3X1.0mm2 L=0.5m (high voltage)
MOUNTING SLEEVE	I ABS 078#
DIMMABLE SUPPORT	I Triac PWM 1-10V Dali

FRONT COVER COLOR

Silver Resistant Paint
RAL 9006

Sanded Dark Grey
KAP 7037

MOUNTING SLEEVE CHARACTERISTIC

Recessed Installation

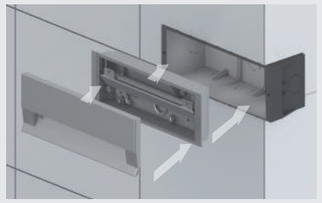

Surfaced Installation



Mounting Sleeve Characteristic

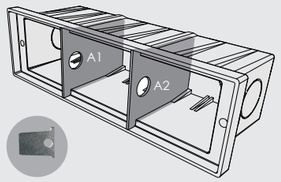

- The above picture-"A" is the supporting plate,used for "mounting sleeve" during the construction installation process to prevent deformation of the sleeve.
- The loading way such as A1, A2
- Please take out the supporting plate (A1 & A2) from the "mounting box" before installation.

TECHNICAL DATA

ITEM	LIGHT SOURCE	INPUT VOLTAGE(V)	OPERATING CURRENT(MA)	CONSUMPTION(W)	LUMINANCE(LM)
D1BF1517	15×SMD3030	24V DC 120/240	24V = 125 120V = 60 240V = 34	24V = 3 120V = 3.7 240V = 3.7	Cool White = 73 Warm White = 65

PHOTOMETRIC CURVES



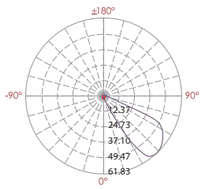

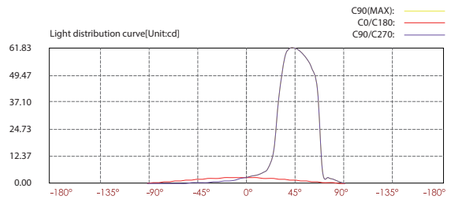

Lux distance cure

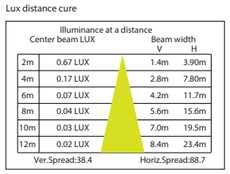

Illuminance at a distance

Center beam LUX		Beam width V	Beam width H
2m	0.67 LUX	1.4m	3.90m
4m	0.17 LUX	2.8m	7.80m
6m	0.07 LUX	4.2m	11.7m
8m	0.04 LUX	5.6m	15.6m
10m	0.03 LUX	7.0m	19.5m
12m	0.02 LUX	8.4m	23.4m

Ver.Spread:38.4 Horiz.Spread:88.7

TRIAC PWM 1-10V DALI IP23 OUTDOOR RATED RoHS COMPLIANT CE

Recessed
LED Stair Light & Wall Light

Stainless steel front cover with Matt Surface

LED COLOUR TEMPERATURE

2000K · 3000K · 6000K

OPTICS

N/A

OUTER DIMENSIONS & ACCESSORIES

Unit:mm

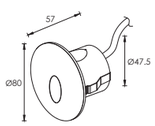

B1SR0101 B

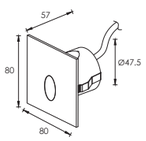

B1SS0101 B

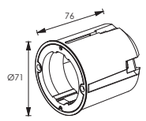

Mounting Sleeve 035#

MATERIAL SPECIFICATIONS

HOUSING	I Molding shaped stainless-steel SUS 316L
LIGHT SOURCE	I OSRAM
LED DRIVER	I Constant Voltage Input,Constant Current Output
OPERATING TEMPERATURE	I -20˚C~40˚C
POWER CABLE	I H05RN-F 2X1.0mm2 L=0.5m (low voltage) I H05RN-F 3X1.0mm2 L=0.5m (high voltage)
MOUNTING SLEEVE	I ABS 035#
DIMMABLE SUPPORT	I Triac PWM 1-10V Dali

TECHNICAL DATA

ITEM	LIGHT SOURCE	LENS	LENS DEGREE(°)Θ1/2	INPUT VOLTAGE(V)	OPERATING CURRENT(MA)	CONSUMPTION(W)	LUMINANCE(LM)	IK
B1SR0101 B	1×1W	L0180C010AR	80°	24V DC 120/240	24V = 59 120V = 26 240V = 16	24V = 1.46 120V = 1.7 240V = 1.7	Cool White = 51 Warm White = 46	10
B1SS0101 B	1×1W	L0180C010AR	80°	24V DC 120/240	24V = 59 120V = 26 240V = 16	24V = 1.46 120V = 1.7 240V = 1.7	Cool White = 51 Warm White = 46	10

PHOTOMETRIC CURVES

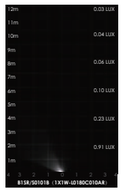

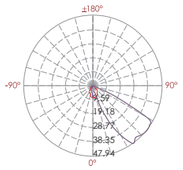

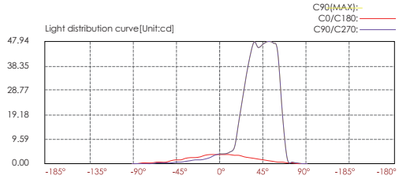

Lux distance cure

Illuminance at a distance

Center beam LUX		Beam width V	H
2m	0.91 LUX	1.4m	1.4m
4m	0.23 LUX	3.0m	2.7m
6m	0.10 LUX	4.5m	4.1m
8m	0.60 LUX	6.0m	5.4m
10m	0.04 LUX	7.5m	6.8m
12m	0.03 LUX	8.9m	8.1m

Ver.Spread:39.4 Horiz.Spread:.37.4

TRIAC PWM 1-10V DALI IP65 OUTDOOR RATED RoHS COMPLIANT CE

BEAM EFFECT DEMO

Wall Recessed



Installation with clips embedded into sleeve,fix on the concrete wall

Installation with clips directly

Recessed
LED Stair Light & Wall Light

Stainless steel front cover with Matt Surface



LED COLOUR TEMPERATURE

2000K · 3000K · 6000K

OPTICS

N/A

OUTER DIMENSIONS & ACCESSORIES

Unit:mm

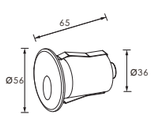

B1AAR0102

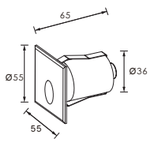

B1AAS0102

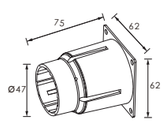

Mounting Sleeve 100#

MATERIAL SPECIFICATIONS

HOUSING	12# Die-casting aluminum T=20-25μm.Adhesion of ISO class 1/ ASTM class 4B high temperature painting
FRONT COVER	Hard chrome-plated stainless steel SUS 316#
LIGHT SOURCE	OSRAM
LED DRIVER	Constant Voltage Input,Constant Current Output
OPERATING TEMPERATURE	-20˚C~40˚C
POWER CABLE	H05RN-F 2X1.0mm2 L=0.3m(low voltage)
MOUNTING SLEEVE	ABS 100 #
DIMMABLE SURPPORT	Triac PWM 1-10V Dali

TECHNICAL DATA

ITEM	LIGHT SOURCE	LENS	LENS DEGREE(°)Θ1/2	INPUT VOLTAGE(V)	OPERATING CURRENT(MA)	CONSUMPTION(W)	LUMINANCE(LM)	IK
B1AAR0102	1×2W	L0180C010AR	50°	24V DC	100	2.4	Cool White = 40 Warm White = 36	10
B1AAS0102	1×2W	L0180C010AR	50°	24V DC	100	2.4	Cool White = 40 Warm White = 36	10

PHOTOMETRIC CURVES

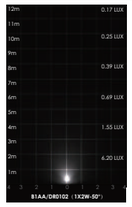

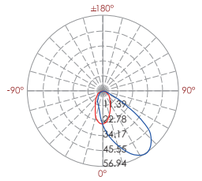

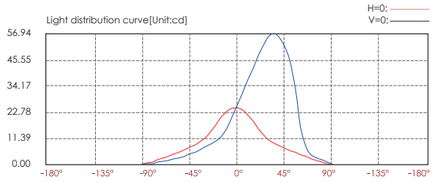

Lux distance cure

Illuminance at a distance

	Center beam LUX	Beam width V	Beam width H
2m	6.20 LUX	1.6m	2.00m
4m	1.55 LUX	3.2m	4.10m
6m	0.69 LUX	4.8m	6.10m
8m	0.39 LUX	6.4m	8.10m
10m	0.24 LUX	8.0m	10.1m
12m	0.17 LUX	9.6m	12.2m

Ver.Spread:43.7 Horiz.Spread:53.8

TRIAC PWM 1-10V DALI IP65 OUTDOOR RATED RoHS COMPLIANT CE

LIGHTING EFFECT DEMO & INSTALLATION



Wall Recessed



Installation with clips embedded into sleeve,fix on the concrete wall

Installation with clips directly

Asymmetrical
Recessed LED Stair Light & Wall Light

LED COLOUR TEMPERATURE

2000K · 3000K · 6000K

OPTICS

N/A

OUTER DIMENSIONS & ACCESSORIES

Unit:mm

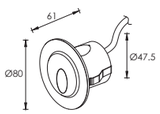

B1QR0102

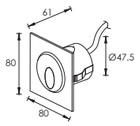

B1QS0102

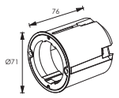

Mounting Sleeve 035#

MATERIAL SPECIFICATIONS

HOUSING	12# Die-casting aluminum T=20-25μm.Adhesion of ISO class 1/ ASTM class 4B high temperature painting
LIGHT SOURCE	OSRAM
LED DRIVER	Constant Voltage Input,Constant Current Output
OPERATING TEMPERATURE	-20˚C~40˚C
POWER CABLE	H05RN-F 2X1.0mm2 L=0.3m(low voltage) H05RN-F 3X1. 0mm2 L=0.3m(high voltage)
MOUNTING SLEEVE	ABS 035#
DIMMABLE SUPPORT	Triac PWM 1-10V Dali

TECHNICAL DATA

ITEM	LIGHT SOURCE	LENS	LENS DEGREE(°)Θ1/2	INPUT VOLTAGE(V)	OPERATING CURRENT(MA)	CONSUMPTION(W)	LUMINANCE(LM)	IK
B1QR0102	1×3W	L0180C010AR	80°	24V DC 120/240	24V = 110 120V = 48 240V = 28	24V = 2.6 120V = 3 240V = 3.1	Cool White = 64.7 Warm White = 60	10
B1QS0102	1×3W	L0180C010AR	80°	24V DC 120/240	24V = 110 120V = 48 240V = 28	24V = 2.6 120V = 3 240V = 3.1	Cool White = 64.7 Warm White = 60	10

PHOTOMETRIC CURVES

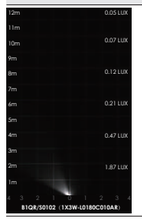

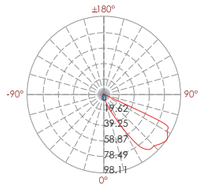

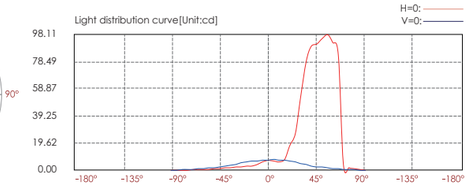

Lux distance cure

Illuminance at a distance

Center beam LUX		Beam width V	Beam width H
2m	1.87 LUX	1.4m	1.4m
4m	0.47 LUX	2.7m	2.9m
6m	0.21 LUX	4.1m	4.3m
8m	0.12 LUX	5.5m	5.7m
10m	0.07 LUX	6.8m	7.1m
12m	0.05 LUX	8.2m	8.6m

Ver.Spread:37.8 Horiz.Spread:.39.3

TRIAC PWM 1-10V DALI IP65 OUTDOOR RATED RoHS COMPLIANT CE

FRONT COVER COLOR

Sanded Brown
RAL8019

Powder painting
RAL9006

Sanded Black
RAL9005

LIGHTING EFFECT DEMO

Wall recessed

Ceiling recessed



Installation with clips embedded into sleeve,fix on the concrete wall

Installation with clips directly

Asymmetrical Recessed LED Stair Light & Wall Light



LED COLOUR TEMPERATURE

2000K · 3000K · 6000K

OPTICS

N/A

OUTER DIMENSIONS & ACCESSORIES

Unit:mm

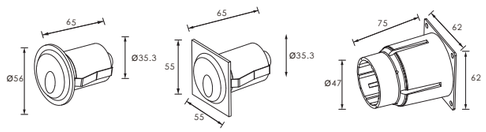

B1ACR0102 B1ACS0102 Mounting Sleeve 100#

MATERIAL SPECIFICATIONS

HOUSING&FRONT COVER	12 # Die-casting aluminum T=20-25μm.Adhesion of ISO class 1/ ASTM class 4B high temperature painting
LIGHT SOURCE	OSRAM
LED DRIVER	Constant Voltage Input,Constant Current Output
OPERATING TEMPERATURE	-20˚C~40˚C
POWER CABLE	H05RN-F 2X1.0mm2 L=0.3m(low voltage)
MOUNTING SLEEVE	ABS 100 #
DIMMABLE SURPPORT	Triac PWM 1-10V Dali

FRONT COVER COLOR

Sanded Brown RAL8019 | Sanded Black RAL9005 | Silver Resistant Paint RAL9006

LIGHTING EFFECT DEMO

Wall recessed | Installation with clips embedded into sleeve,fix on the concrete wall | Installation with clips directly

TECHNICAL DATA

ITEM	LIGHT SOURCE	LENS	LENS DEGREE(°)Θ1/2	INPUT VOLTAGE(V)	OPERATING CURRENT(MA)	CONSUMPTION(W)	LUMINANCE(LM)	IK
B1ACR0102	1×2W	L0180C010AR	70°	24V DC	100	2.4	Cool White = 51 Warm White = 46	10
B1ACS0102	1×2W	L0180C010AR	70°	24V DC	100	2.4	Cool White = 51 Warm White = 46	10

PHOTOMETRIC CURVES



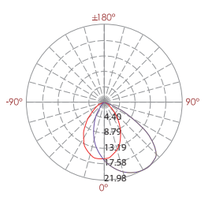

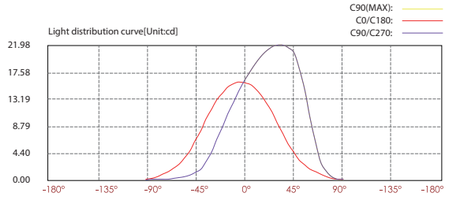

Lux distance cure

Illuminance at a distance		Beam width V	Beam width H
Center beam LUX			
2m	3.96 LUX	3.00m	2.80m
4m	0.99 LUX	6.00m	5.60m
6m	0.44 LUX	8.90m	8.40m
8m	0.25 LUX	11.9m	11.2m
10m	0.69 LUX	14.9m	14.1m
12m	0.11 LUX	17.9m	16.9m
Ver.Spread:73.5		Horiz.Spread:70.2	

TRIAC PWM 1-10V DALI IP65 OUTDOOR RATED RoHS COMPLIANT CE

Asymmetrical Recessed LED Stair Light & Wall Light



LED COLOUR TEMPERATURE

2000K · 3000K · 6000K

OPTICS

N/A

OUTER DIMENSIONS & ACCESSORIES

Unit:mm

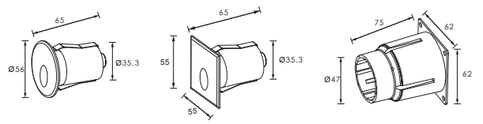

B1ADR0102 B1ADS0102 Mounting Sleeve 100#

MATERIAL SPECIFICATIONS

HOUSING	12# Die-casting aluminum T=20-25μm.Adhesion of ISO class 1/ ASTM class 4B high temperature painting
FRONT COVER	12# Die-casting aluminum
LIGHT SOURCE	OSRAM
LED DRIVER	Constant Voltage Input,Constant Current Output
OPERATING TEMPERATURE	-20˚C~40˚C
POWER CABLE	H05RN-F 2X1.0mm2 L=0.3m(low voltage)
MOUNTING SLEEVE	ABS 100 #
DIMMABLE SURPPORT	Triac PWM 1-10V Dali

FRONT COVER COLOR

Sanded Brown RAL8019 | Sanded Black RAL9005 | Silver Resistant Paint RAL9006

BEAM EFFECT DEMO

Wall recessed | Installation with clips embedded into sleeve,fix on the concrete wall | Installation with clips directly

TECHNICAL DATA

ITEM	LIGHT SOURCE	LENS	LENS DEGREE(°)Θ1/2	INPUT VOLTAGE(V)	OPERATING CURRENT(MA)	CONSUMPTION(W)	LUMINANCE(LM)	IK
B1ADR0102	1×2W	L0180C010AR	50°	24V DC	100	2.4	Cool White = 54 Warm White = 49	10
B1ADS0102	1×2W	L0180C010AR	50°	24V DC	100	2.4	Cool White = 54 Warm White = 49	10

PHOTOMETRIC CURVES

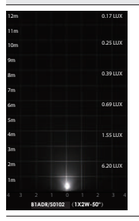

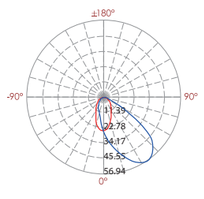

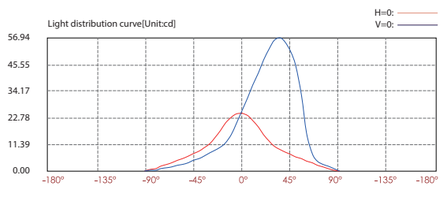

Lux distance cure

Illuminance at a distance		Beam width V	Beam width H
Center beam LUX			
2m	6.20 LUX	1.6m	2.00m
4m	1.55 LUX	3.2m	4.10m
6m	0.69 LUX	4.8m	6.10m
8m	0.39 LUX	6.4m	8.10m
10m	0.24 LUX	8.0m	10.1m
12m	0.17 LUX	9.6m	12.2m
Ver.Spread:43.7		Horiz.Spread:53.8	

TRIAC PWM 1-10V DALI IP65 OUTDOOR RATED RoHS COMPLIANT CE

Recessed
LED Stair Light & Wall Light



LED COLOUR TEMPERATURE

2000K · 3000K · 6000K

OUTER DIMENSIONS & ACCESSORIES

Unit:mm

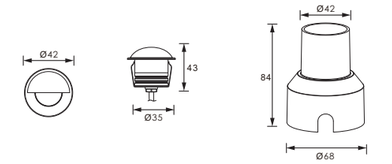

B1XQ0156 — Mounting Sleeve 033#

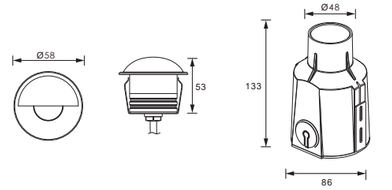

B1XT0157 — Mounting Sleeve 062#

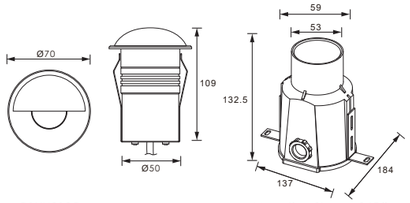

R1XU0125 — Mounting Sleeve 065#

OPTICS



MATERIAL SPECIFICATIONS

HOUSING&FRONT COVER	12 # Die-casting dark grey powder coated aluminum
	T=60-80μm.Adhesion of ISO class 1/ASTM class 4B

LIGHT WINDOW	Step tempered clear glass.T=4mm
LOADING CAPACITY	>2000kg
CABLE GLAND	IP67 copper and nicked coated
GASKET	Molding shaped silicone seal
LED DRIVER	Constant Voltage Input,Constant Current Output
OPERATING TEMPERATURE	-20˚C~40˚C
POWER CABLE	H05RN-F 2X1.0mm2 L=0.5m(low voltage) H05RN-F 3X1.0mm2 L=0.5m(High voltage)
MOUNTING SLEEVE	ABS 033# 062# 065#
DIMMABLE SURPPORT	Triac PWM 1-10V Dali

TECHNICAL DATA

ITEM	LIGHT SOURCE	LENS	LENS DEGREE(°)Θ1/2	INPUT VOLTAGE(V)	OPERATING CURRENT(mA)	CONSUMPTION(W)	LUMINANCE(lm)	IK
B1XQ0156	1×1W	B44	40°	24V DC	54	1.3	Cool White = 28 Warm White = 23	10
B1XT0157	1×2W	B34D	22°	24V DC	108	2.6	Cool White = 60 Warm White = 51	10
R1XU0125	1× 5W COB	R7	24°	24V DC 120/240	24V = 265 120V = 52 240V = 32	24V = 6.3 120V = 6 240V = 6	Cool White = 237 Warm White = 208	10

PHOTOMETRIC CURVES

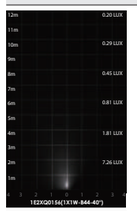

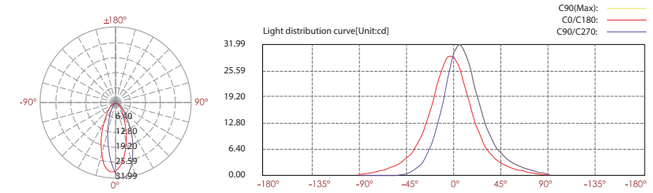

Lux distance cure

B1XQ0156

Illuminance at a distance		Beam width V	Beam width H
Center beam LUX			
2m	7.26 LUX	1.4m	1.5m
4m	1.81 LUX	2.7m	3.0m
6m	0.81 LUX	4.1m	4.5m
8m	0.45 LUX	5.4m	6.0m
10m	0.29 LUX	6.8m	7.5m
12m	0.20 LUX	8.2m	9.0m
Ver.Spread:37.6		Horiz.Spread:41.1	

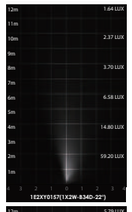

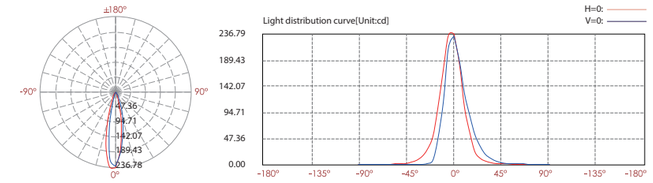

Lux distance cure

B1XT0157

Illuminance at a distance		Beam width V	Beam width H
Center beam LUX			
2m	59.20 LUX	0.8m	0.8m
4m	14.80 LUX	1.6m	1.6m
6m	6.58 LUX	2.4m	2.3m
8m	3.70 LUX	3.2m	3.1m
10m	2.37 LUX	4.0m	3.9m
12m	1.64 LUX	4.8m	4.7m
Ver.Spread:22.8		Horiz.Spread:22.0	



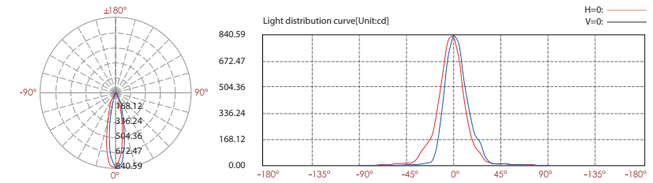

Lux distance cure

R1XU0125

Illuminance at a distance		Beam width V	Beam width H
Center beam LUX			
2m	208.38 LUX	0.8m	0.8m
4m	52.10 LUX	1.7m	1.6m
6m	23.15 LUX	2.5m	2.4m
8m	13.02 LUX	3.4m	3.2m
10m	8.34 LUX	4.2m	4.0m
12m	5.79 LUX	5.1m	4.8m
Ver.Spread:23.8		Horiz.Spread:22.6	

TRIAC PWM 1-10V DALI IP65 OUTDOOR RATED RoHS CE OSRAM C11

Recessed
LED Soft Beam Stair Light & Wall Light

LED COLOUR TEMPERATURE

2000K · 3000K · 6000K

OPTICS

N/A

OUTER DIMENSIONS & ACCESSORIES

Unit:mm

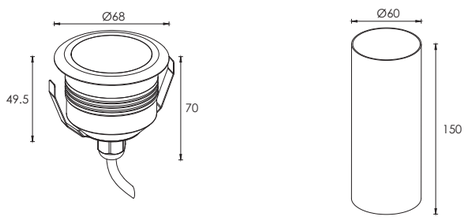

Mounting Sleeve 071#

MATERIAL SPECIFICATIONS

HOUSING	12# Die-casting grey powder coated aluminum T=60-80μm Adhesion of ISO class 1/ASTM class 4B
BEAM WINDOWS	50% transmittance PC cover
WATERPROOF SEAL	Rubber seal
OPERATING TEMPERATURE	-20˚C~40˚C
POWER CABLE	H05RN-F 2X1.0mm2 L=0.5m(low voltage) H05RN-F 3X1.0mm2 L=0.5m(high voltage)
MOUNTING SLEEVE	ABS 071#
DIMMABLE SUPPORT	Triac PWM 1-10V Dali

FRONT COVER COLOR



MOUNTING SLEEVE CHARACTERISTIC

TECHNICAL DATA

ITEM	LIGHT SOURCE	INPUT VOLTAGE(V)	OPERATING CURRENT(MA)	CONSUMPTION(W)	LUMINANCE(LM)	IK
D1BO0136	1×2W	24V DC 120/240	24V = 110 120V = 46 240V = 26	24V = 2.6 120V = 2.8 240V = 3	Cool White = 19 Warm White = 20	09

PHOTOMETRIC CURVES



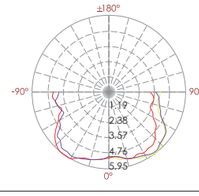

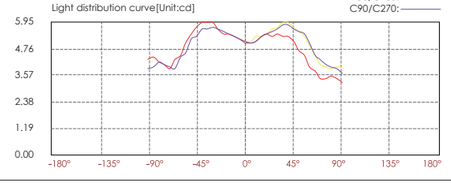

Lux distance cure

Illuminance at a distance	Center beam LUX	Beam width V	Beam width H
2m	1.28 LUX	123.8m	113.6m
4m	0.32 LUX	247.5m	227.2m
6m	0.14 LUX	371.3m	340.8m
8m	0.08 LUX	495.0m	454.5m
10m	0.05 LUX	618.8m	568.1m
12m	0.04 LUX	742.5m	681.7m

Ver.Spread:176.4 Horiz.Spread:176.1

TRIAC PWM 1-10V DALI IP65 OUTDOOR RATED RoHS COMPLIANT CE

Recessed
LED Wall Recessed Outline Light

LED COLOUR TEMPERATURE

2000K · 3000K · 6000K

OPTICS

N/A

OUTER DIMENSIONS & ACCESSORIES

Unit:mm

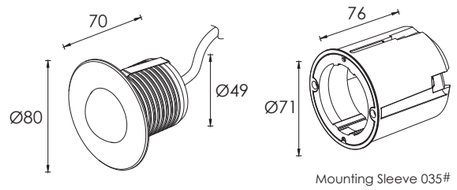

Mounting Sleeve 035#

MATERIAL SPECIFICATIONS

HOUSING	12# Die-casting grey powder coated aluminum T=60-80μm Adhesion of ISO class 1/ASTM class 4B
FRONT RING	Hard chrome-plated Staines steel SUS 316#
LENS	Optical Glass
OPERATING TEMPERATURE	-20˚C~40˚C
WATERPROOF SEAL	Rubber seal
MOUNTING SLEEVE	ABS 035#
DIMMABLE SUPPORT	Triac PWM 1-10V Dali



MOUNTING SLEEVE CHARACTERISTIC

TECHNICAL DATA

ITEM	LIGHT SOURCE	LENS	LENS DEGREE(°)Θ1/2	INPUT VOLTAGE(V)	OPERATING CURRENT(MA)	CONSUMPTION(W)	LUMINANCE(LM)	IK
D1UA0102	1×3W	L0145F042KP	45°	24V DC 120/240	24V = 110 120V = 48 240V = 28	24V = 2.6 120V = 3.1 240V = 3	Cool White = 31 Warm White = 27	09

PHOTOMETRIC CURVES



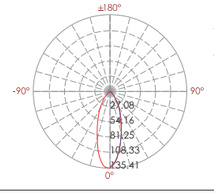

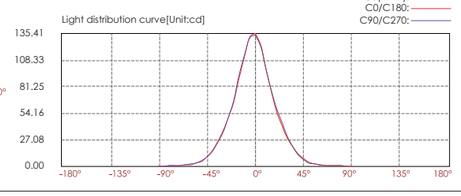

Lux distance cure

Illuminance at a distance	Center beam LUX	Beam width V	Beam width H
2m	33.85 LUX	1.4m	1.3m
4m	8.46 LUX	2.7m	2.7m
6m	3.76 LUX	4.1m	4.0m
8m	2.12 LUX	5.5m	5.3m
10m	1.35 LUX	6.9m	6.7m
12m	0.94 LUX	8.2m	8.0m

Ver.Spread:37.9 Horiz.Spread:.36.9

TRIAC PWM 1-10V DALI IP65 OUTDOOR RATED RoHS COMPLIANT CE

Up Beam Type
Mini LED inground light

OPTICS

B15
L0110D016LK 10°
L0115D016LK 15°
L0120D016LK 20°
L0130D016LK 30°



OUTER DIMENSIONS & ACCESSORIES

Unit:mm

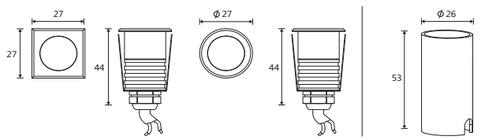

B2BNS0157 B2BNR0157 104# Mounting sleeve

LED COLOUR TEMPERATURE

2000K · 3000K · 6000K

MATERIAL SPECIFICATIONS

HOUSING	I	Aluminum anodized finshing or powder painting
FRONT RING	I	Hard chromeplated stainless steel SUS 316#
PMMA	I	T=2mm
CABLE GLAND	I	IP67 Nickel coated copper
GASKET	I	Silicone seal
LENS	I	Optical lens.efficiency≥85%
LED DRIVER	I	Constant Current Input
OPERATING TEMPERATURE	I	-20˚C~40˚C
POWER CABLE	I	H05RN-F 2X0.5mm2 L=0.3m
MOUNTING SLEEVE	I	ABS 104#
DIMMABLE SUPPORT	I	Triac PWM 1-10V Dali

TECHNICAL DATA

ITEM	LIGHT SOURCE	LENS	LENS DEGREE(°)Θ1/2	INPUT VOLTAGE(V)	OPERATING CURRENT(MA)	CONSUMPTION(W)	LUMINANCE(LM)	IK
B2BNR0157	1×2W	B15	20°	3V DC	500	1.5	Cool White = 148 Warm White =135	02
B2BNS0157	1×2W	B15	20°	3V DC	500	1.5	Cool White = 148 Warm White = 135	02

PHOTOMETRIC CURVES

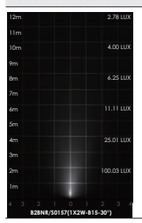

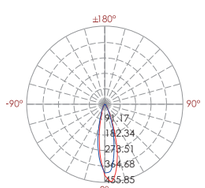

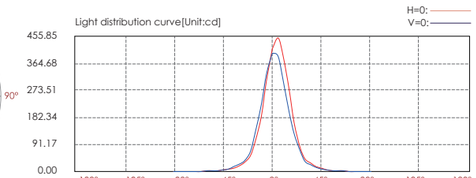

Lux distance cure

Illuminance at a distance

	Center beam LUX	Beam width V	Beam width H
2m	100.03 LUX	0.9m	0.9m
4m	25.01 LUX	1.8m	1.9m
6m	11.11 LUX	2.7m	2.8m
8m	6.25 LUX	3.6m	3.8m
10m	4.00 LUX	4.6m	4.7m
12m	2.78 LUX	5.5m	5.6m

Ver.Spread:25.7 Horiz.Spread:26.4

TRIAC PWM 1-10V DALI IP67 OUTDOOR RATED RoHS COMPLIANT CE

Soft Beam Type
Mini LED Inground Light

OPTICS

N/A

LED COLOUR TEMPERATURE

2000K · 3000K · 6000K

OUTER DIMENSIONS & ACCESSORIES

Unit:mm

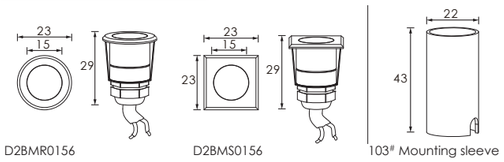

D2BMR0156 D2BMS0156 103# Mounting sleeve

MATERIAL SPECIFICATIONS

HOUSING	I	Aluminum anodized finshing or powder painting
FRONT RING	I	Hard chromeplated stainless steel SUS 316#
PMMA	I	T=2mm
CABLE GLAND	I	IP67 Nickel coated copper
GASKET	I	Silicone seal
LED DRIVER	I	Constant Current Input
OPERATING TEMPERATURE	I	-20˚C~40˚C
POWER CABLE	I	H05RN-F 2X0.5mm2 L=0.3m
MOUNTING SLEEVE	I	ABS 103#
DIMMABLE SUPPORT	I	Triac PWM 1-10V Dali

TECHNICAL DATA

ITEM	LIGHT SOURCE	LENS	LENS DEGREE(°)Θ1/2	INPUT VOLTAGE(V)	OPERATING CURRENT(MA)	CONSUMPTION(W)	LUMINANCE(LM)	IK
D2BMR0156	1×1W	——	120°	3V DC	350	1	Cool White = 66 Warm White = 58	02
D2BMS0156	1×1W	——	120°	3V DC	350	1	Cool White = 66 Warm White = 58	02

PHOTOMETRIC CURVES



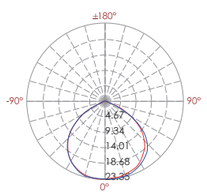

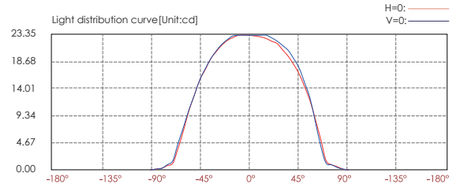

Lux distance cure

Illuminance at a distance

	Center beam LUX	Beam width V	Beam width H
2m	5.79 LUX	5.40m	5.50m
4m	1.45 LUX	10.8m	11.0m
6m	0.64 LUX	16.3m	16.6m
8m	0.36 LUX	21.7m	22.1m
10m	0.23 LUX	27.1m	27.1m
12m	0.16 LUX	32.5m	33.1m

Ver.Spread:107.2 Horiz.Spread:108.2

TRIAC PWM 1-10V DALI IP67 OUTDOOR RATED RoHS COMPLIANT CE

Diffuser
Tiny Type LED Inground Light
Stainless Steel Front Cover

LED COLOUR TEMPERATURE

2000K · 3000K · 6000K

OPTICS

N/A

OUTER DIMENSIONS & ACCESSORIES

Unit:mm

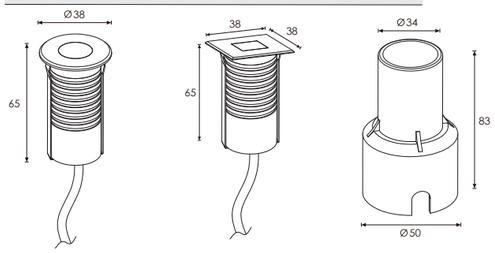

D2YBR0134 D2YBS0134 Mounting sleeve 032#

MATERIAL SPECIFICATIONS

HOUSING	12# Die-casting grey powder coated aluminum T=60-80μm Adhesion of ISO class 1/ASTM class 4B
LIGHT WINDOW	Tempered frosted step glass.T=4mm
LED	OSRAM or NICHIA
GLASS PRESSURE CAPACITY	Full area=254kgs
OPERATING TEMPERATURE	-20˚C~40˚C
POWER CABLE	H05RN-F 2X1.0mm2 L=0.5m(low voltage)
MOUNTING SLEEVE	ABS 032#
DIMMABLE SUPPORT	Triac PWM 1-10V Dali

TECHNICAL DATA

ITEM	LIGHT SOURCE	LENS	LENS DEGREE(°)Θ1/2	INPUT VOLTAGE(V)	OPERATING CURRENT(MA)	CONSUMPTION(W)	LUMINANCE(LM)	IK
D2YBR0134	1×0.5W NICHIA	——	——	24V DC	26	0.6	Cool White = 11 Warm White =9.6	03
D2YBS0134	1×0.5W NICHIA	——	——	24V DC	26	0.6	Cool White = 11 Warm White = 9.6	03

PHOTOMETRIC CURVES

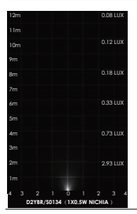

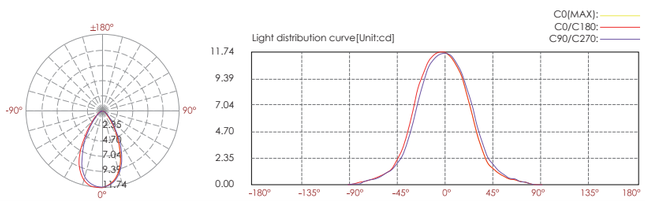

Lux distance cure

Illuminance at a distance

Center beam LUX		Beam width V	Beam width H
2m	2.93 LUX	2.20m	2.20m
4m	0.73 LUX	4.40m	4.40m
6m	0.33 LUX	6.60m	6.60m
8m	0.18 LUX	8.80m	8.80m
10m	0.12 LUX	10.9m	11.0m
12m	0.08 LUX	13.1m	13.2m

Ver.Spread:57.4 Horiz.Spread:57.6

TRIAC PWM 1-10V DALI IP67 OUTDOOR RATED RoHS COMPLIANT CE

Up light
Tiny Type LED Inground Light
Stainless Steel Front Cover

LED COLOUR TEMPERATURE

2000K · 3000K · 6000K

OPTICS



OUTER DIMENSIONS & ACCESSORIES

Unit:mm

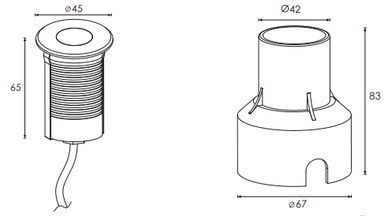

B2YCR0157 Mounting sleeve 033#

MATERIAL SPECIFICATIONS

HOUSING	12# Die-casting grey powder coated aluminum. T=60-80μm Adhesion of ISO class 1/ASTM class 4B
FRONT COVER	Hard chromeplated Stainless steel SUS 316L#
LIGHT WINDOW	Tempered frosted step glass.T=4mm
LED	OSRAM
GLASS PRESSURE CAPACITY	Full area=254kgs
OPERATING TEMPERATURE	-20˚C~40˚C
POWER CABLE	H05RN-F 2X1.0mm2 L=0.5m(low voltage)
MOUNTING SLEEVE	ABS 033#
DIMMABLE SUPPORT	Triac PWM 1-10V Dali

TECHNICAL DATA

ITEM	LIGHT SOURCE	LENS	LENS DEGREE(°)Θ1/2	INPUT VOLTAGE(V)	OPERATING CURRENT(MA)	CONSUMPTION(W)	LUMINANCE(LM)	IK
B2YCR01857	1×2.0W OSRAM	B27	25°	24V DC	110	2.5	Cool White = 135 Warm White = 120	03

PHOTOMETRIC CURVES

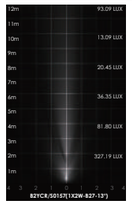

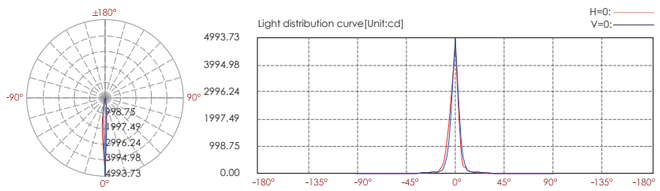

Lux distance cure

Illuminance at a distance

Center beam LUX		Beam width V	Beam width H
2m	130.94 LUX	1.0m	0.9m
4m	32.73 LUX	2.0m	1.9m
6m	14.55 LUX	3.0m	2.8m
8m	8.18 LUX	4.0m	3.8m
10m	5.24 LUX	5.0m	4.7m
12m	3.64 LUX	5.9m	5.7m

Ver.Spread:27.8 Horiz.Spread:26.7

TRIAC PWM 1-10V DALI IP67 OUTDOOR RATED RoHS COMPLIANT CE

Strong up light
Power LED Inground Light

LED COLOUR TEMPERATURE

2000K · 3000K · 6000K

OPTICS

B33(B33D/B33F)
L0109F023YH 9°
L0115D023YH 15°
L0120D023YH 20°
L0130D023YH 30°
L0145D023YH45°



OUTER DIMENSIONS & ACCESSORIES

Unit:mm

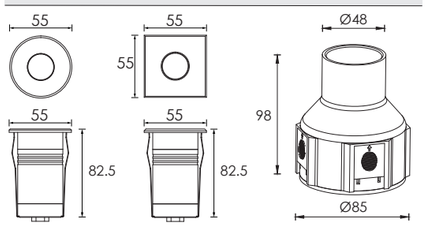

B2WDR0157 A B2WDS0157 A Mounting sleeve 011#

MATERIAL SPECIFICATIONS

HOUSING	12# Die-casting grey powder coated aluminum. T=60-80μm Adhesion of ISO class 1/ASTM class 4B
FRONT COVER	Hard chromeplated stainless steel SUS 316#
LIGHT WINDOW	Tempered frosted step glass.T=7mm
LED	OSRAM
GLASS PRESSURE CAPACITY	Full area=1704kgs
GASKET	Molding shaped silicone seal
LENS	Optical lens.efficiency≥85%
OPERATING TEMPERATURE	-20˚C~40˚C
POWER CABLE	H05RN-F 2X1.0mm2 L=0.5m(low voltage) H05RN-F 3X1.0mm2 L=0.5m(high voltage)
MOUNTING SLEEVE	ABS 011#
DIMMABLE SUPPORT	Triac PWM 1-10V Dali

OPTIONAL HONEYCOMB LOUVER

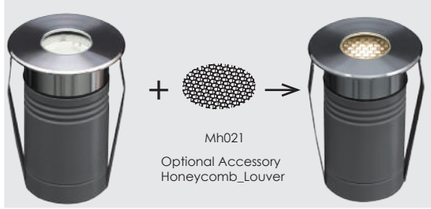



TECHNICAL DATA

ITEM	LIGHT SOURCE	LENS	LENS DEGREE(°)Θ1/2	INPUT VOLTAGE(V)	OPERATING CURRENT(MA)	CONSUMPTION(W)	LUMINANCE(LM)	IK
B2WDR0157 A	1×2W	B33D	30°	24V DC 120/240	24V=105 120V=47 240V=28	24V=2.5 120V=3.0 240V=3.1	Cool White = 183 Warm White =143	08
B2WDS0157 A	1×2W	B33D	30°	24V DC 120/240	24V=105 120V=47 240V=28	24V=2.5 120V=3.0 240V=3.1	Cool White = 183 Warm White = 143	08

PHOTOMETRIC CURVES

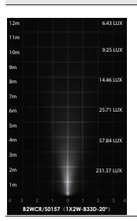

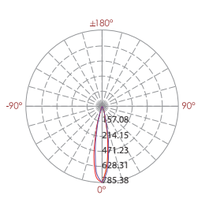

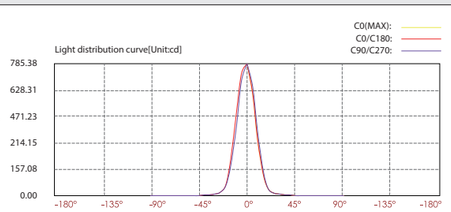

Lux distance cure

Illuminance at a distance

Center beam LUX		Beam width V	Beam width H
2m	196.35 LUX	0.4m	0.4m
4m	49.09 LUX	0.8m	0.8m
6m	21.82 LUX	1.3m	1.2m
8m	12.27 LUX	1.7m	1.6m
10m	7.85 LUX	2.1m	2.0m
12m	5.45 LUX	2.5m	2.4m

Ver.Spread:20.1 Horiz.Spread:20.6

TRIAC PWM 1-10V DALI IP67 OUTDOOR RATED RoHS COMPLIANT CE

Asymmetrical
Power LED Inground Light

LED COLOUR TEMPERATURE

2000K · 3000K · 6000K

OPTICS

C9
L01 45°/35° F023YH

45°/35°

OUTER DIMENSIONS & ACCESSORIES

Unit:mm

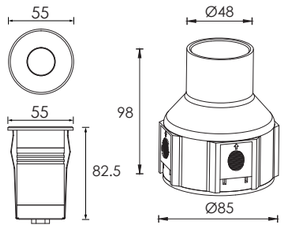

Mounting sleeve 011#

MATERIAL SPECIFICATIONS

HOUSING	12# Die-casting grey powder coated aluminum. T=60-80μm Adhesion of ISO class 1/ASTM class 4B
FRONT COVER	Hard chromeplated stainless steel SUS 316#
LIGHT WINDOW	Tempered frosted step glass.T=7mm
LED	OSRAM
GLASS PRESSURE CAPACITY	Full area=1704kgs
GASKET	Molding shaped silicone seal
LENS	Optical lens.efficiency≥85%
OPERATING TEMPERATURE	-20˚C~40˚C
POWER CABLE	H05RN-F 2X1.0mm2 L=0.5m(low voltage) H05RN-F 3X1.0mm2 L=0.5m(high voltage)
MOUNTING SLEEVE	ABS 011#
DIMMABLE SUPPORT	Triac PWM 1-10V Dali

IMPRESSION DRAWING OF LENS C9

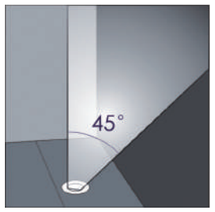

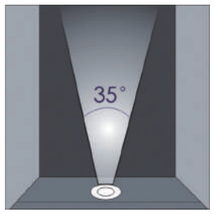

TECHNICAL DATA

ITEM	LIGHT SOURCE	LENS	LENS DEGREE(°)Θ1/2	INPUT VOLTAGE(V)	OPERATING CURRENT(MA)	CONSUMPTION(W)	LUMINANCE(LM)	IK
C2WDR0157 A	1×2.0W	C9	45°/35°	24V DC 120/240	24V=105 120V=47 240V=28	24V=2.5 120V=3.0 240V=3.1	Cool White = 158 Warm White = 130	08

PHOTOMETRIC CURVES



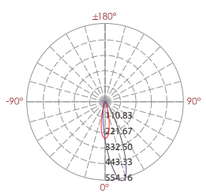

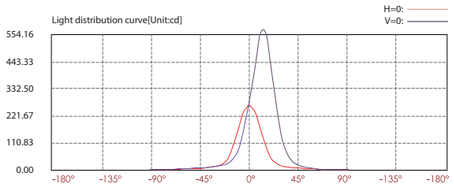

Lux distance cure

Illuminance at a distance

Center beam LUX		Beam width V	Beam width H
2m	40.97 LUX	0.6m	0.7m
4m	10.25 LUX	1.2m	1.4m
6m	4.55 LUX	1.7m	2.1m
8m	2.56 LUX	2.3m	2.8m
10m	1.64 LUX	2.9m	3.5m
12m	1.14LUX	3.5m	4.2m

Ver.Spread:16.4 Horiz.Spread:20.0

TRIAC PWM 1-10V DALI IP67 OUTDOOR RATED RoHS COMPLIANT CE

Strong up light
Small Size LED Inground Light

LED COLOUR TEMPERATURE

2000K · 3000K · 6000K

OPTICS



OUTER DIMENSIONS & ACCESSORIES

Unit:mm

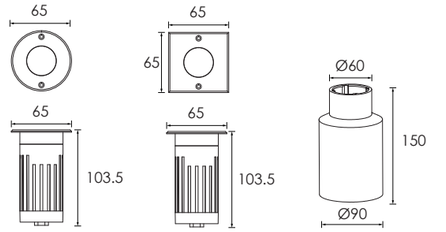

B2CAR0158 B2CAS0158 Mounting sleeve 014#

MATERIAL SPECIFICATIONS

HOUSING	12# Die-casting grey powder coated aluminum. T=60-80μm Adhesion of ISO class 1/ASTM class 4B
FRONT COVER	Hard chromeplated stainless steel SUS 316#
LIGHT WINDOW	Tempered frosted step glass.T=5mm
LED	NICHIA
GLASS PRESSURE CAPACITY	Full area=783kgs
GASKET	Molding shaped silicone seal
LED DRIVER	Constant Voltage Input,Constant Current Output
OPERATING TEMPERATURE	-20˚C~40˚C
POWER CABLE	H05RN-F 2X1.0mm2 L=0.5m(low voltage) H05RN-F 3X1.0mm2 L=0.5m(high voltage)
MOUNTING SLEEVE	ABS 014#
DIMMABLE SUPPORT	Triac PWM 1-10V Dali

TECHNICAL DATA

ITEM	LIGHT SOURCE	LENS	LENS DEGREE(°)Θ1/2	INPUT VOLTAGE(V)	OPERATING CURRENT(MA)	CONSUMPTION(W)	LUMINANCE(LM)	IK
B2CAR0158	1×W	B33D	30°	24V DC 120/240	24V=187 120V=36 240V=22	24V=4.5 120V=4.3 240V=4.3	Cool White = 305 Warm White =267	08
B2CAS0158	1×2W	B33D	30°	24V DC 120/240	24V=187 120V=36 240V=22	24V=4.5 120V=4.3 240V=4.3	Cool White = 305 Warm White = 267	08

PHOTOMETRIC CURVES

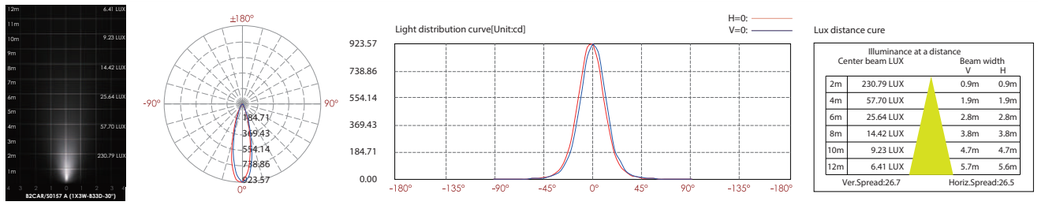

TRIAC PWM 1-10V DALI IP67 OUTDOOR RATED RoHS CE

OPTIONAL HONEYCOMB LOUVER

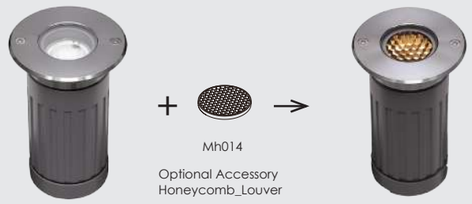

Symmetrical
Power LED Inground Light

LED COLOUR TEMPERATURE

2000K · 3000K · 6000K

OPTICS

FB03
F03B33F09 9°
F03B33D15 15°
F03B33D20 20°
F03B33D30 30°
F03B33D45 45°





OUTER DIMENSIONS & ACCESSORIES

Unit:mm

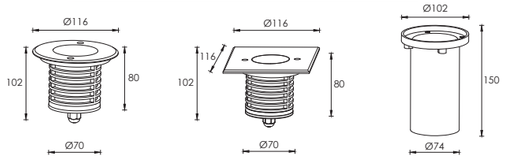

FB2CDR0357 FB2CDS0357 Mounting sleeve 015#

MATERIAL SPECIFICATIONS

HOUSING	12# Die-casting grey powder coated aluminum. T=60-80μm Adhesion of ISO class 1/ASTM class 4B
FRONT RING	Hard chromeplated stainless steel SUS 316L#
LIGHT WINDOW	Tempered frosted step glass.T=8mm
LED	OSRAM
GLASS PRESSURE CAPACITY	Full area=2578kgs
CABLE GLAND	IP68 PG-9 PA66
PCB	Excellent heat conductivity aluminum, coefficientof heat Conductivity≥2.0w/mk
LENS	Optical lens.efficiency≥85%
OPERATING TEMPERATURE	-20˚C~40˚C
POWER CABLE	H05RN-F 2X1.0mm2 L=0.5m(low voltage) H05RN-F 3X1.0mm2 L=0.5m(high voltage)
MOUNTING SLEEVE	ABS 015#
DIMMABLE SUPPORT	Triac PWM 1-10V Dali

OPTIONAL HONEYCOMB LOUVER

Product Overview

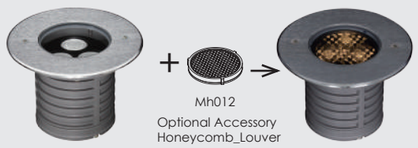

IMPRESSION DRAWING OF LENS FB03

TECHNICAL DATA

ITEM	LIGHT SOURCE	LENS	LENS DEGREE(°)Θ1/2	INPUT VOLTAGE(V)	OPERATING CURRENT(MA)	CONSUMPTION(W)	LUMINANCE(LM)	IK
FB2CDR0357	3×2W	FB03	20°	24V DC 120/240	24V=206 120V=51 240V=30	24V=5.2 120V=6.0 240V=6.0	Cool White = 479 Warm White =376	08
FB2CDS0357	3×2W	FB03	20°	24V DC 120/240	24V=206 120V=51 240V=30	24V=5.2 120V=6.0 240V=6.0	Cool White = 479 Warm White = 376	08

PHOTOMETRIC CURVES

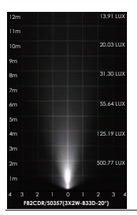

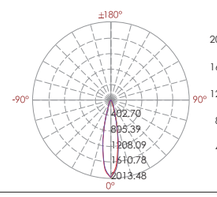

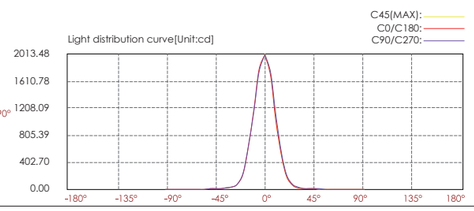

Lux distance cure

Illuminance at a distance	Center beam LUX	Beam width V	Beam width H
2m	500.77 LUX	0.8m	0.8m
4m	125.19 LUX	1.6m	1.5m
6m	55.64 LUX	2.4m	2.3m
8m	31.30 LUX	3.2m	3.1m
10m	20.03 LUX	4.0m	3.8m
12m	13.91 LUX	4.7m	4.6m

Ver.Spread:22.4 Horiz.Spread:21.8

TRIAC PWM 1-10V DALI IP67 OUTDOOR RATED RoHS COMPLIANT CE

Asymmetrical
Power LED Inground Light

LED COLOUR TEMPERATURE

2000K · 3000K · 6000K

OPTICS

FC02
F03C10 45°/35°





OUTER DIMENSIONS & ACCESSORIES

Unit:mm

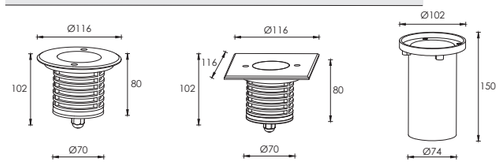

FC2CDR0357 FC2CDS0357 Mounting sleeve 015#

MATERIAL SPECIFICATIONS

HOUSING	12# Die-casting grey powder coated aluminum. T=60-80μm Adhesion of ISO class 1/ASTM class 4B
FRONT RING	Hard chromeplated stainless steel SUS 316L#
LIGHT WINDOW	Tempered frosted step glass.T=8mm
LED	OSRAM
GLASS PRESSURE CAPACITY	Full area=2578kgs
CABLE GLAND	IP68 PG-9 PA66
PCB	Excellent heat conductivity aluminum, coefficientof heat Conductivity≥2.0w/mk
LENS	Optical lens.efficiency≥85%
OPERATING TEMPERATURE	-20˚C~40˚C
POWER CABLE	H05RN-F 2X1.0mm2L=0.5m(low voltage) H05RN-F 3X1.0mm2L=0.5m(high voltage)
MOUNTING SLEEVE	ABS 015#
DIMMABLE SUPPORT	Triac PWM 1-10V Dali

OPTIONAL HONEYCOMB LOUVER

Product Overview

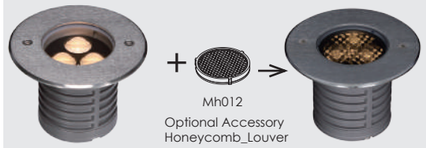

IMPRESSION DRAWING OF LENS FC02

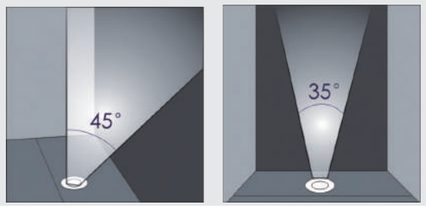

TECHNICAL DATA

ITEM	LIGHT SOURCE	LENS	LENS DEGREE(°)Θ1/2	INPUT VOLTAGE(V)	OPERATING CURRENT(MA)	CONSUMPTION(W)	LUMINANCE(LM)	IK
FC2CDR0357	3×2W	FC02	45°/35°	24V DC 120/240	24V=206 120V=51 240V=30	24V=5.2 120V=6.0 240V=6.0	Cool White = 398 Warm White = 359	08
FC2CDS0357	3×2W	FC02	45°/35°	24V DC 120/240	24V=206 120V=51 240V=30	24V=5.2 120V=6.0 240V=6.0	Cool White = 398 Warm White = 359	08

PHOTOMETRIC CURVES

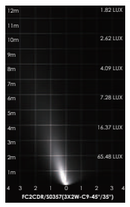

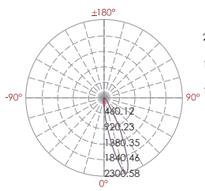

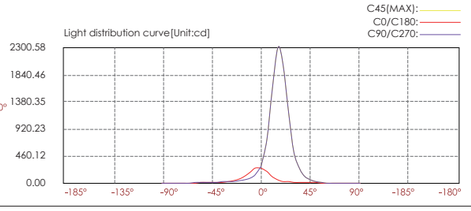

Lux distance cure

Illuminance at a distance	Center beam LUX	Beam width V	Beam width H
2m	65.48 LUX	0.6m	0.5m
4m	16.37 LUX	1.2m	1.1m
6m	7.28 LUX	1.9m	1.6m
8m	4.09 LUX	2.5m	2.2m
10m	2.62 LUX	3.1m	2.7m
12m	1.82 LUX	3.7m	3.3m

Ver.Spread:17.6 Horiz.Spread:15.6

TRIAC PWM 1-10V DALI IP67 OUTDOOR RATED RoHS COMPLIANT CE

Symmetrical
LED Up Light/Inground Light

LED COLOUR TEMPERATURE

2000K · 3000K · 6000K

OPTICS

FB06
F06B33F09 9°
F06B33D15 15°
F06B33D20 20°
F06B33D30 30°
F06B33D45 45°



OUTER DIMENSIONS & ACCESSORIES

Unit:mm

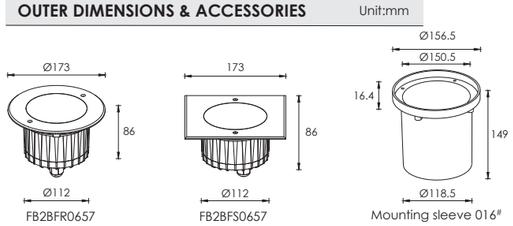

MATERIAL SPECIFICATIONS

HOUSING	12# Die-casting grey powder coated aluminum. T=60-80μm Adhesion of ISO class 1/ASTM class 4B
FRONT RING	Hard chromeplated stainless steel SUS 316L#
LIGHT WINDOW	Tempered frosted step glass.T=8mm
GLASS PRESSURE CAPACITY	Full area=2274kgs
CABLE GLAND	IP68 PG-9 PA66
GASKET	Molding shaped silicone seal
LED	OSRAM
LENS	Optical lens.efficiency≥85%
LED DRIVER	Constant Voltage Input,Constant Current Output
OPERATING TEMPERATURE	-20˚C~40˚C
POWER CABLE	H07RN-F 2X1.0mm2 L=0.5m(low voltage) H07RN-F 3X1.0mm2 L=0.5m(high voltage)
MOUNTING SLEEVE	ABS 016#
DIMMABLE SUPPORT	Triac PWM 1-10V Dali

OPTIONAL HONEYCOMB LOUVER

Product Overview

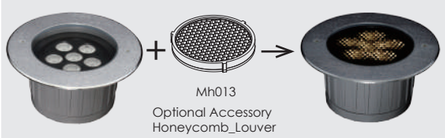

IMPRESSION DRAWING OF LENS FB06

TECHNICAL DATA

ITEM	LIGHT SOURCE	LENS	LENS DEGREE(°)Θ1/2	INPUT VOLTAGE(V)	OPERATING CURRENT(MA)	CONSUMPTION(W)	LUMINANCE(LM)	IK
FB2BFR0657	6×2W	FB06	20°	24V DC 120/240	24V=526 120V=100 240V=56	24V=13.5 120V=11.8 240V=12.4	Cool White = 956 Warm White =783	07
FB2BFS0657	6×2W	FB06	20°	24V DC 120/240	24V=562 120V=100 240V=56	24V=13.5 120V=11.8 240V=12.4	Cool White = 956 Warm White =783	07

PHOTOMETRIC CURVES

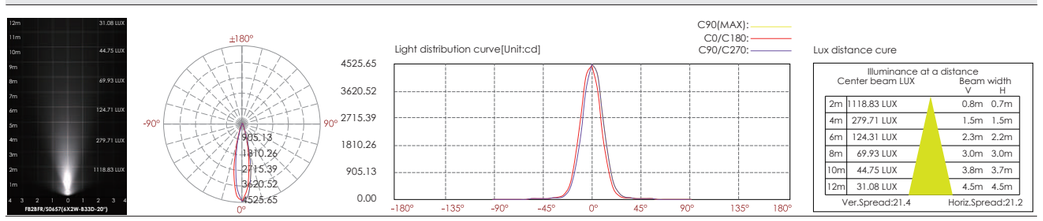

TRIAC PWM 1-10V DALI IP67 OUTDOOR RATED RoHS COMPLIANT CE

Asymmetrical
LED Up Light/Inground Light



LED COLOUR TEMPERATURE

2000K · 3000K · 6000K

OPTICS

FC04
F06C9 45/35

OUTER DIMENSIONS & ACCESSORIES

Unit:mm

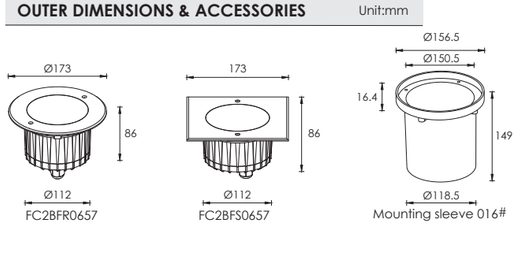

MATERIAL SPECIFICATIONS

HOUSING	12# Die-casting grey powder coated aluminum. T=60-80μm Adhesion of ISO class 1/ASTM class 4B
FRONT RING	Hard chromeplated stainless steel SUS 316L#
LIGHT WINDOW	Tempered frosted step glass.T=8mm
GLASS PRESSURE CAPACITY	Full area=2871kgs
CABLE GLAND	IP68 PG-9 PA66
GASKET	Molding shaped silicone seal
LED	OSRAM
LENS	Optical lens.efficiency≥85%
LED DRIVER	Constant Voltage Input,Constant Current Output
OPERATING TEMPERATURE	-20˚C~40˚C
POWER CABLE	H07RN-F 2X1.0mm2 L=0.5m(low voltage) H07RN-F 3X1.0mm2 L=0.5m(high voltage)
MOUNTING SLEEVE	ABS 016#
DIMMABLE SUPPORT	Triac PWM 1-10V Dali

OPTIONAL HONEYCOMB LOUVER

Product Overview

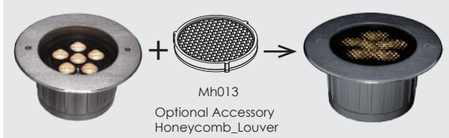

IMPRESSION DRAWING OF LENS FC04

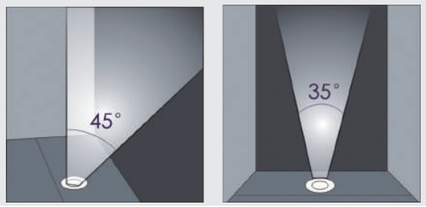

TECHNICAL DATA

ITEM	LIGHT SOURCE	LENS	LENS DEGREE(°)Θ1/2	INPUT VOLTAGE(V)	OPERATING CURRENT(MA)	CONSUMPTION(W)	LUMINANCE(LM)	IK
FC2BFR0657	6×2W	FC04	45°/35°	24V DC 120/240	24V=526 120V=100 240V=56	24V=13.5 120V=11.8 240V=12.4	Cool White = 944 Warm White = 709	07
FC2BFS0657	6×2W	FC04	45°/35°	24V DC 120/240	24V=562 120V=100 240V=56	24V=13.5 120V=11.8 240V=12.4	Cool White = 944 Warm White = 709	07

PHOTOMETRIC CURVES

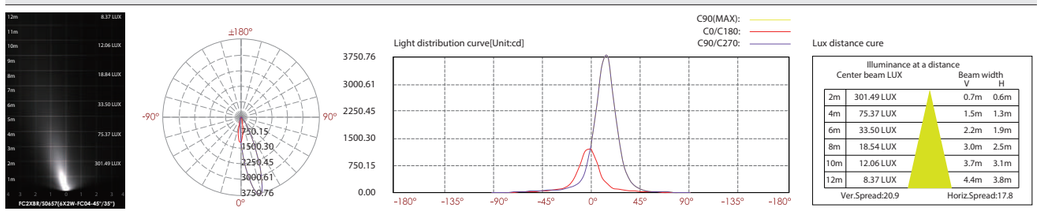

TRIAC PWM 1-10V DALI IP67 OUTDOOR RATED RoHS COMPLIANT CE

Symmetrical 20W High Luminance LED Inground Light



LED COLOUR TEMPERATURE

2000K · 3000K · 6000K

OPTICS

FB06
F06B33F09 9°
F06B33D15 15°
F06B33D20 20°
F06B33D30 30°
F06B33D45 45°



OUTER DIMENSIONS & ACCESSORIES

Unit:mm

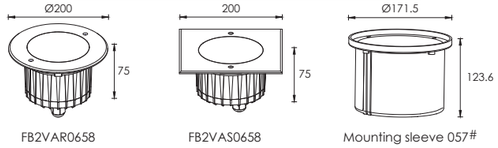

FB2VAR0658 FB2VAS0658 Mounting sleeve 057#

MATERIAL SPECIFICATIONS

HOUSING	12# Die-casting grey powder coated aluminum. T=60-80μm Adhesion of ISO class 1/ASTM class 4B
FRONT RING	Hard chromeplated stainless steel SUS 316L#
LIGHT WINDOW	Tempered frosted step glass.T=8mm
GLASS PRESSURE CAPACITY	Full area=3489kgs
CABLE GLAND	IP68 PG-9 PA66
GASKET	Sillcone seal
LED	NICHIA
LENS	Optical lens.efficiency≥85%
LED DRIVER	Constant Voltage Input,Constant Current Output
OPERATING TEMPERATURE	-20˚C~40˚C
POWER CABLE	H05RN-F 2X1.0mm2 L=0.5m(low voltage) H05RN-F 3X1.0mm2 L=0.5m(high voltage)
MOUNTING SLEEVE	ABS 057#
DIMMABLE SUPPORT	Triac PWM 1-10V Dali

IMPRESSION DRAWING OF LENS FB06

TECHNICAL DATA

ITEM	LIGHT SOURCE	LENS	LENS DEGREE(°)Θ1/2	INPUT VOLTAGE(V)	OPERATING CURRENT(MA)	CONSUMPTION(W)	LUMINANCE(LM)	IK
FB2VAR0658	6×3W	FB06	20°	24V DC 120/240	24V=850 120V=156 240V=84	24V=20.4 120V=18.6 240V=18.8	Cool White = 1866 Warm White =1605	09
FB2VAS0658	6×3W	FB06	20°	24V DC 120/240	24V=850 120V=156 240V=84	24V=20.4 120V=18.6 240V=18.8	Cool White = 1866 Warm White =1605	09

PHOTOMETRIC CURVES



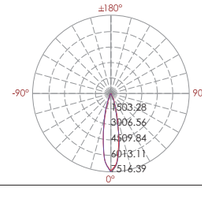

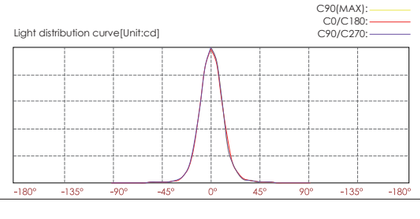

Lux distance cure

Illuminance at a distance

Center beam LUX		Beam width V	Beam width H
2m	1860.88 LUX	0.8m	0.8m
4m	465.22 LUX	1.6m	1.6m
6m	206.76 LUX	2.4m	2.4m
8m	116.31 LUX	3.2m	3.2m
10m	74.44 LUX	4.0m	4.0m
12m	51.69 LUX	4.8m	4.9m

Ver.Spread:22.8 Horiz.Spread:22.9

TRIAC PWM 1-10V DALI IP67 OUTDOOR RATED RoHS COMPLIANT CE

Asymmetrical 20W High Luminance LED Inground Light



LED COLOUR TEMPERATURE

2000K · 3000K · 6000K

OPTICS

FC04
F06C9 45/35

OUTER DIMENSIONS & ACCESSORIES

Unit:mm

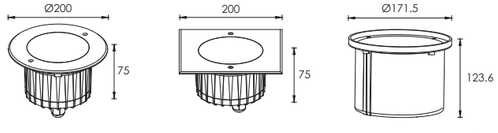

FC2VAR0658 FC2VAS0658 Mounting sleeve 057#

MATERIAL SPECIFICATIONS

HOUSING	12# Die-casting grey powder coated aluminum. T=60-80μm Adhesion of ISO class 1/ASTM class 4B
FRONT RING	Hard chromeplated stainless steel SUS 316L#
LIGHT WINDOW	Tempered frosted step glass.T=8mm
GLASS PRESSURE CAPACITY	Full area=3489kgs
CABLE GLAND	IP68 PG-9 PA66
GASKET	Silicone seal
LED	NICHIA
LENS	Optical lens.efficiency≥85%
LED DRIVER	Constant Voltage Input,Constant Current Output
OPERATING TEMPERATURE	-20˚C~40˚C
POWER CABLE	H05RN-F 2X1.0mm2 L=0.5m(low voltage) H05RN-F 3X1.0mm2 L=0.5m(high voltage)
MOUNTING SLEEVE	ABS 057#
DIMMABLE SUPPORT	Triac PWM 1-10V Dali

IMPRESSION DRAWING OF LENS FC04

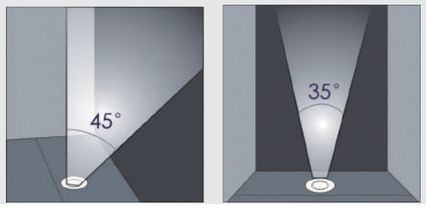

TECHNICAL DATA

ITEM	LIGHT SOURCE	LENS	LENS DEGREE(°)Θ1/2	INPUT VOLTAGE(V)	OPERATING CURRENT(MA)	CONSUMPTION(W)	LUMINANCE(LM)	IK
FC2VAR0658	6×3W	FC04	45°/35°	24V DC 120/240	24V=850 120V=160 240V=89	24V=20.4 120V=18.6 240V=18.8	Cool White =1543 Warm White =1307	09
FC2VAS0658	6×3W	FC04	45°/35°	24V DC 120/240	24V=850 120V=160 240V=89	24V=20.4 120V=18.6 240V=18.8	Cool White =1543 Warm White =1307	09

PHOTOMETRIC CURVES



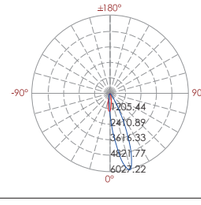

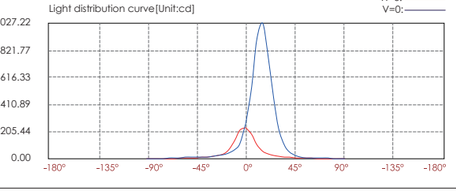

Lux distance cure

Illuminance at a distance

Center beam LUX		Beam width V	Beam width H
2m	348.70 LUX	0.6m	0.7m
4m	87.18 LUX	1.1m	1.4m
6m	38.74 LUX	1.7m	2.1m
8m	21.79 LUX	2.2m	2.8m
10m	13.95 LUX	2.8m	3.5m
12m	9.69 LUX	3.4m	4.2m

Ver.Spread:15.9 Horiz.Spread:19.8

TRIAC PWM 1-10V DALI IP67 OUTDOOR RATED RoHS COMPLIANT CE

Depth Illuminant Series

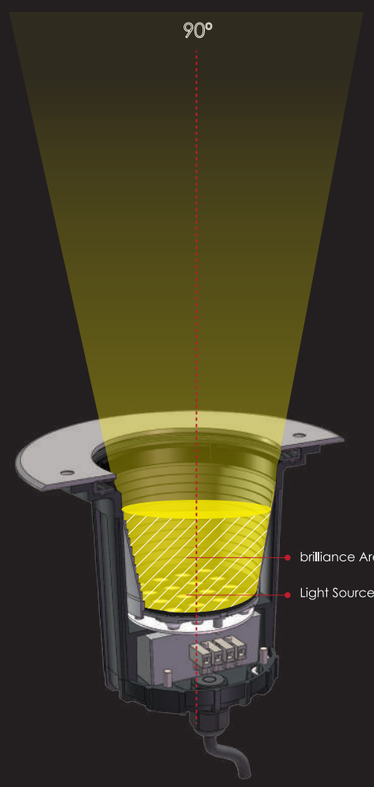

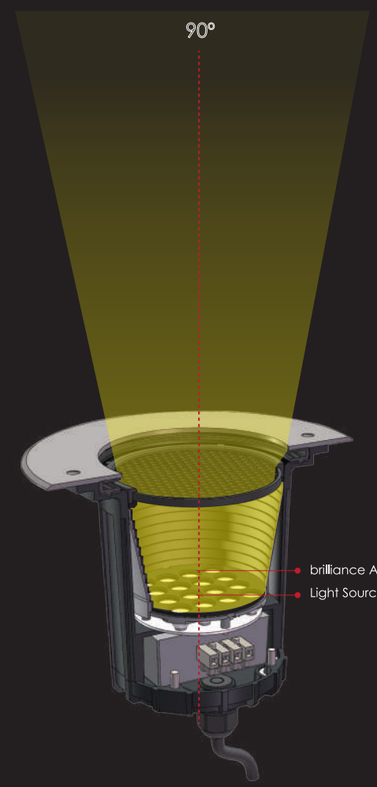

Depth Illuminant LED Inground Light

LED COLOUR TEMPERATURE

2000K · 3000K · 6000K

OPTICS

B33(B33D/B33F)
L0109F023YH 9°
L0115D023YH 15°
L0120D023YH 20°
L0130D023YH 30°
L0145D023YH45°



OUTER DIMENSIONS & ACCESSORIES

Unit:mm

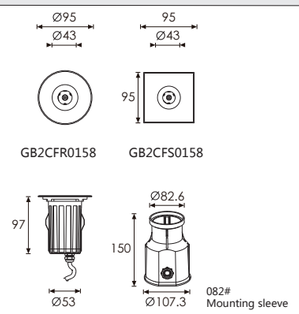

MATERIAL SPECIFICATIONS

HOUSING	12# die-casting grey powder coated aluminum , T=60-80μm. Adhesion of ISO class 1/ASTM class 4B
FRONT COVER	Hard chromeplated stainless steel SUS 316L#
GLASS	Step tempered glass.T=6mm
REFLECTOR	Optical Reflector efficiency=90%
LED	Osram SMD3030
GLASS PRESSURE CAPACITY	Full Area=1195kgs
CABLE GLAND	IP68 PG-9 PA66
GASKET	Molding shaped seal
LED DRIVER	Constant Voltage Input,Constant Current Output
OPERATING TEMPERATURE	-20°C~40°C
POWER CABLE	H05RN-F 2X1.0mm2 L=0.5m (low voltage) H05RN-F 3X1.0mm L=0.5m (high voltage)
MOUNTING SLEEVE	ABS
DIMMABLE SUPPORT	Triac PWM 1-10V Dali

OPTIONAL HONEYCOMB LOUVER

Product Overview

Mh005
Optional Accessory
Honeycomb_Louver

TECHNICAL DATA

ITEM	LIGHT SOURCE	LENS	LENS DEGREE(°)Θ1/2	INPUT VOLTAGE(V)	OPERATING CURRENT(MA)	CONSUMPTION(W)	LUMINANCE(LM)	IK
○ GB2CFR0158 □ GB2CFS0158	1×4W	B33D	20°	24V DC 120/240	24V=131 120V=36 240V=22	24V=3.10 120V=4.30 240V=4.10	Cool White =230 Warm White =200	09

PHOTOMETRIC CURVES



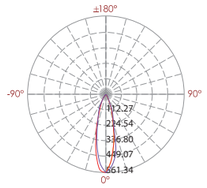

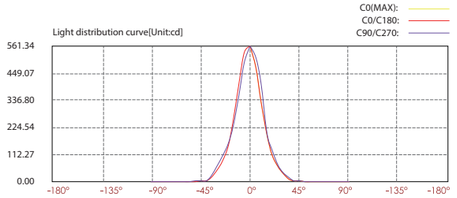

Lux distance cure

Illuminance at a distance

Center beam LUX		Beam width V	Beam width H
2m	140.34 LUX	0.9m	0.9m
4m	35.08 LUX	1.9m	1.9m
6m	15.59 LUX	2.8m	2.8m
8m	8.77 LUX	3.7m	3.7m
10m	5.61 LUX	4.7m	4.6m
12m	3.90 LUX	5.6m	5.6m

Ver.Spread:26.2 Horiz.Spread:26.1

TRIAC PWM 1-10V DALI IP67 OUTDOOR RATED RoHS CE

Depth Illuminant
LED Inground Light

LED COLOUR TEMPERATURE

2000K · 3000K · 6000K

OPTICS

B15
L0110D016LK 10°
L0115D016LK 15°
L0120D016LK 20°
L0130D016LK 30°



OUTER DIMENSIONS & ACCESSORIES

Unit:mm

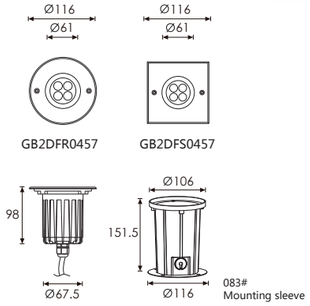

MATERIAL SPECIFICATIONS

HOUSING	12# die-casting grey powder coated aluminum . T=60-80μm. Adhesion of ISO class 1/ASTM class 4B
FRONT COVER	Hard chromeplated stainless steel SUS 316L#
GLASS	Step tempered glass.T=8mm
REFLECTOR	Optical Reflector efficiency≥90%
LED	Osram SMD3030
GLASS PRESSURE CAPACITY	Full Area=2526kgs
CABLE GLAND	IP68 PG-11 PA66
GASKET	Molding shaped seal
LED DRIVER	Constant Voltage Input,Constant Current Output
OPERATING TEMPERATURE	-20°C~40°C
POWER CABLE	H07RN-F 2X1.0mm^2 L=0.5m (low voltage) H07RN-F 3X1.0mm^2 L=0.5m (high voltage)
MOUNTING SLEEVE	ABS
DIMMABLE SUPPORT	Triac PWM 1-10V Dali

OPTIONAL HONEYCOMB LOUVER

Product Overview

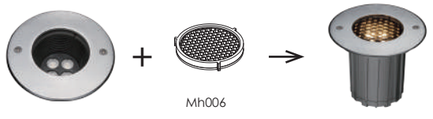

Mh006

Optional Accessory
Honeycomb_Louver

TECHNICAL DATA

ITEM	LIGHT SOURCE	LENS	LENS DEGREE(°)Θ1/2	INPUT VOLTAGE(V)	OPERATING CURRENT(MA)	CONSUMPTION(W)	LUMINANCE(LM)	IK
◯ GB2DFR0457 ☐ GB2DFS0457	4×2W	B15	20°	24V DC 120/240	24V=270 120V=69 240V=38	24V=6.50 120V=7.60 240V=7.50	Cool White =600 Warm White =488	09

PHOTOMETRIC CURVES

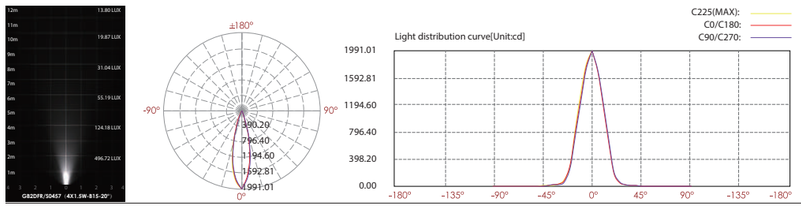

TRIAC PWM 1-10V DALI IP67 OUTDOOR RATED RoHS COMPLIANT CE

Depth Illuminant
LED Inground Light

LED COLOUR TEMPERATURE

2000K · 3000K · 6000K

OPTICS

B15
L0110D016LK 10°
L0115D016LK 15°
L0120D016LK 20°
L0130D016LK 30°



OUTER DIMENSIONS & ACCESSORIES

Unit:mm

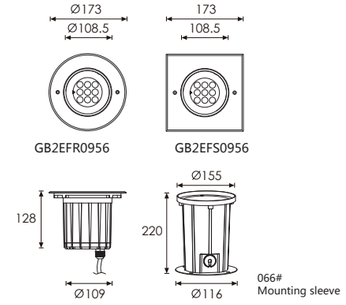

MATERIAL SPECIFICATIONS

HOUSING	12# die-casting grey powder coated aluminum . T=60-80μm. Adhesion of ISO class 1/ASTM class 4B
FRONT COVER	Hard chromeplated stainless steel SUS 316L#
GLASS	Step tempered glass.T=8mm
REFLECTOR	Optical Reflector efficiency≥90%
LED	Osram SMD3030
GLASS PRESSURE CAPACITY	Full Area=2500kgs
CABLE GLAND	IP68 PG-11 PA66
GASKET	Molding shaped seal
LED DRIVER	Constant Voltage Input,Constant Current Output
OPERATING TEMPERATURE	-20°C~40°C
POWER CABLE	H07RN-F 2X1.0mm^2 L=0.5m (low voltage) H07RN-F 3X1.0mm^2 L=0.5m (high voltage)
MOUNTING SLEEVE	ABS
DIMMABLE SUPPORT	Triac PWM 1-10V Dali

OPTIONAL HONEYCOMB LOUVER

Product Overview

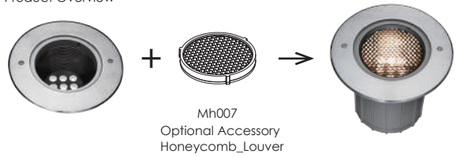

Mh007

Optional Accessory
Honeycomb_Louver

TECHNICAL DATA

ITEM	LIGHT SOURCE	LENS	LENS DEGREE(°)Θ1/2	INPUT VOLTAGE(V)	OPERATING CURRENT(MA)	CONSUMPTION(W)	LUMINANCE(LM)	IK
◯ GB2EFR0956 ☐ GB2EFS0956	9×1.2W	B15	20°	24V DC 120/240	24V=521 120V=122 240V=64	24V=12.5 120V=13.2 240V=13.2	Cool White =1003 Warm White =790	10

PHOTOMETRIC CURVES

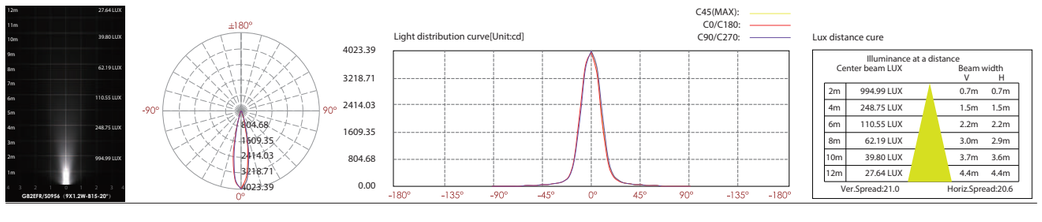

TRIAC PWM 1-10V DALI IP67 OUTDOOR RATED RoHS COMPLIANT CE

Depth Illuminant
LED Inground Light

LED COLOUR TEMPERATURE

2000K · 3000K · 6000K

OPTICS



OUTER DIMENSIONS & ACCESSORIES

Unit:mm

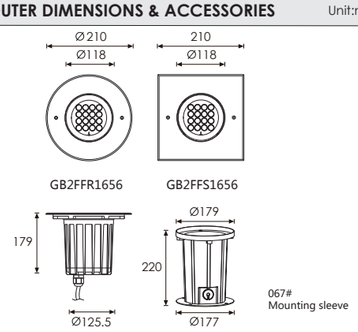

MATERIAL SPECIFICATIONS

HOUSING	12# die-casting grey powder coated aluminum . T=60-80μm. Adhesion of ISO class 1/ASTM class 4B
FRONT COVER	Hard chromeplated stainless steel SUS 316L#
GLASS	Step tempered glass.T=10mm
REFLECTOR	Optical Reflector efficiency≥90%
LED	Osram SMD3030
GLASS PRESSURE CAPACITY	Full Area=2961kgs
CABLE GLAND	IP68 PG-11 PA66
GASKET	Molding shaped seal
LED DRIVER	Constant Voltage Input,Constant Current Output
OPERATING TEMPERATURE	-20°C~40°C
POWER CABLE	H07RN-F 2X1.0mm^2 L=0.5m (low voltage) H07RN-F 3X1.0mm^2 L=0.5m (high voltage)
MOUNTING SLEEVE	ABS 067#
DIMMABLE SUPPORT	Triac PWM 1-10V Dali

OPTIONAL HONEYCOMB LOUVER

Product Overview

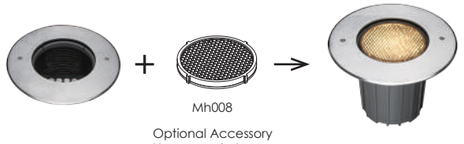

Mh008

Optional Accessory
Honeycomb_Louver

TECHNICAL DATA

ITEM	LIGHT SOURCE	LENS	LENS DEGREE(°)Θ1/2	INPUT VOLTAGE(V)	OPERATING CURRENT(MA)	CONSUMPTION(W)	LUMINANCE(LM)	IK
○ GB2FFR1656 □ GB2FFS1656	16×1.2W	B15	20°	24V DC 120/240	24V=830 120V=166 240V=84	24V=20 120V=19 240V=18.5	Cool White =1215 Warm White =1155	10

PHOTOMETRIC CURVES



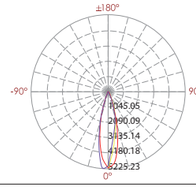

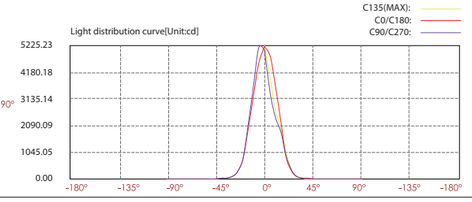

Lux distance cure

Illuminance at a distance

Center beam LUX		Beam width V	Beam width H
2m	1300.10 LUX	0.8m	0.9m
4m	325.03 LUX	1.6m	1.7m
6m	144.46 LUX	2.4m	2.6m
8m	81.26 LUX	3.2m	3.5m
10m	52.00 LUX	4.0m	4.4m
12m	36.11 LUX	4.8m	5.2m

Ver.Spread:22.6 Horiz.Spread:24.6

TRIAC PWM 1-10V DALI IP67 OUTDOOR RATED RoHS COMPLIANT CE

Depth Illuminant
LED Inground Light

LED COLOUR TEMPERATURE

2000K · 3000K · 6000K

OPTICS



OUTER DIMENSIONS & ACCESSORIES

Unit:mm

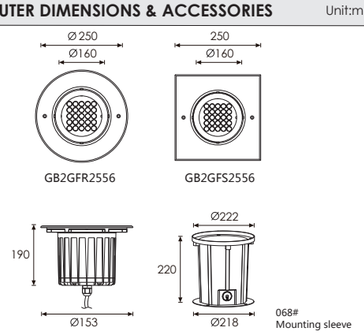

MATERIAL SPECIFICATIONS

HOUSING	12# die-casting grey powder coated aluminum . T=60-80μm. Adhesion of ISO class 1/ASTM class 4B
FRONT COVER	Hard chromeplated stainless steel SUS 316L#
GLASS	Step tempered glass.T=10mm
REFLECTOR	Optical Reflector efficiency≥90%
LED	Osram SMD3030
GLASS PRESSURE CAPACITY	Full Area=5513kgs
CABLE GLAND	IP68 PG-11 PA66
GASKET	Molding shaped seal
LED DRIVER	Constant Voltage Input,Constant Current Output
OPERATING TEMPERATURE	-20°C~40°C
POWER CABLE	H07RN-F 2X1.0mm^2 L=0.5m (low voltage) H07RN-F 3X1.0mm^2 L=0.5m (high voltage)
MOUNTING SLEEVE	ABS 068#
DIMMABLE SUPPORT	Triac PWM 1-10V Dali

OPTIONAL HONEYCOMB LOUVER

Product Overview

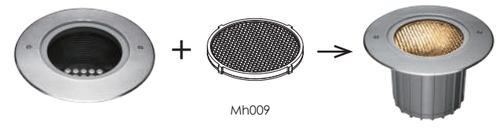

Mh009

Optional Accessory
Honeycomb_Louver

TECHNICAL DATA

ITEM	LIGHT SOURCE	LENS	LENS DEGREE(°)Θ1/2	INPUT VOLTAGE(V)	OPERATING CURRENT(MA)	CONSUMPTION(W)	LUMINANCE(LM)	IK
○ GB2GFR2556 □ GB2GFS2556	25×1.0W	B15	20°	24V DC 120/240	24V=1490 120V=252 240V=133	24V=35.6 120V=30 240V=29.6	Cool White =2573 Warm White =2249	10

PHOTOMETRIC CURVES



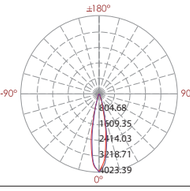

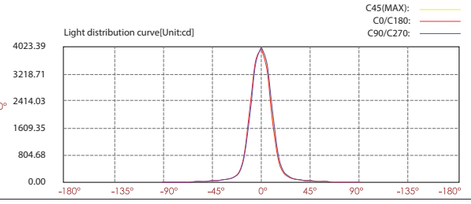

Lux distance cure

Illuminance at a distance

Center beam LUX		Beam width V	Beam width H
2m	994.99 LUX	0.7m	0.7m
4m	248.75 LUX	1.5m	1.5m
6m	110.55 LUX	2.2m	2.2m
8m	62.19 LUX	3.0m	2.9m
10m	39.80 LUX	3.7m	3.6m
12m	27.64 LUX	4.4m	4.4m

Ver.Spread:21.0 Horiz.Spread:20.6

TRIAC PWM 1-10V DALI IP67 OUTDOOR RATED RoHS COMPLIANT CE

Adjustable Beam Direction Series

FEATURE

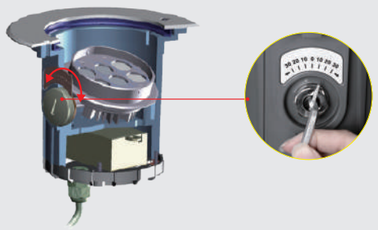

A simplicity of wider angle adjustment

- In according to the environment require to adjust the angle of light

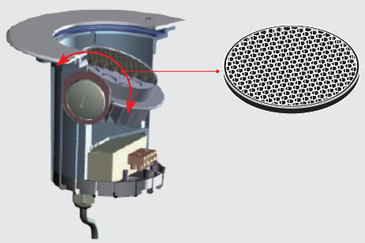

Honey comb - Good choice for soft light

- The honey comb louver will be synchronized changed along with the light beam angle

Luminous beam comparison before and after the adjustment

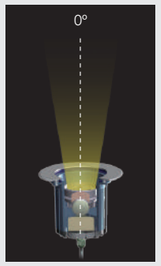

- The light of vertical direction
- Typical luminance (vertical direction)

Cool White=1885
Warm White=1389

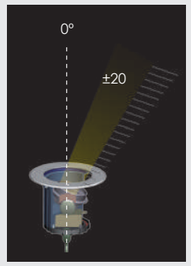

- The view of light direction when the beam angle moved
- The rest of luminance after moving 20 degrees

Cool White =1621
Warm White=1195

Adjustable Beam Direction LED Inground Light

LED COLOUR TEMPERATURE

2000K · 3000K · 6000K

OPTICS



B33 (B33D/B33F) | 9°(B33F) L0109F023YH | 15° L0115D023YH
20° L0120D023YH | 30° L0130D023YH | 45° L0145D023YH

OUTER DIMENSIONS & ACCESSORIES

Unit:mm

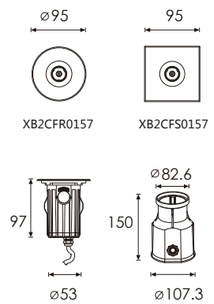

MATERIAL SPECIFICATIONS

HOUSING	12# die-casting grey powder coated aluminum T=60-80μm. Adhesion of ISO class 1/ASTM class 4B
FRONT COVER	Hard chromeplated stainless steel SUS 316L#
GLASS	Step tempered white coating glass.T=6mm
GLASS PRESSURE CAPACITY	Full Area=1195kgs
CABLE GLAND	IP68 PG-9 PA66
GASKET	Molding shaped seal
LED DRIVER	Constant Voltage Input,Constant Current Output
OPERATING TEMPERATURE	-20°C~40°C
POWER CABLE	H05RN-F 2X1.0mm2 L=0.5m (low voltage) H05RN-F 3X1.0mm2 L=0.5m (high voltage)
MOUNTING SLEEVE	ABS Housing with diron base
DIMMABLE SUPPORT	Triac PWM 1-10V Dali

TECHNICAL DATA

ITEM	LIGHT SOURCE	REFLECTOR	LENS DEGREE(°)Θ1/2	INPUT VOLTAGE(V)	OPERATING CURRENT(MA)	CONSUMPTION(W)	LUMINANCE(LM)	IK
XB2CFR0157 XB2CFS0157	1×2W	B33D	20°	24V DC 120/240	24V = 110 120V = 43 240V = 27	24V = 2.6 120V = 3.2 240V = 3.2	Cool White = 147 Warm White = 122	09

PHOTOMETRIC CURVES



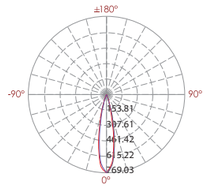

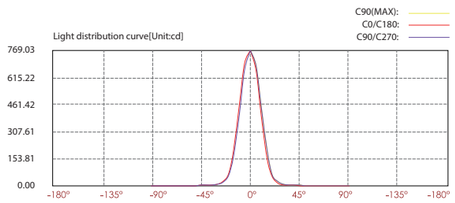

Lux distance cure

Illuminance at a distance

	Center beam LUX	Beam width V	Beam width H
2m	191.72 LUX	0.8m	0.8m
4m	47.93 LUX	1.5m	1.5m
6m	21.30 LUX	2.3m	2.3m
8m	11.98 LUX	3.1m	3.1m
10m	7.67 LUX	3.8m	3.8m
12m	5.33 LUX	4.6m	4.6m

Ver.Spread:21.8 Horiz.Spread:21.8

TRIAC PWM 1-10V DALI IP67 OUTDOOR RATED RoHS COMPLIANT CE

Adjustable Beam Direction LED Inground Light

LED COLOUR TEMPERATURE

2000K · 3000K · 6000K

OUTER DIMENSIONS & ACCESSORIES

Unit:mm

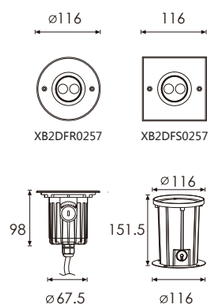

OPTICS



MATERIAL SPECIFICATIONS

HOUSING	12# die-casting grey powder coated aluminum T=60-80μm. Adhesion of ISO class 1/ASTM class 4B
FRONT COVER	Hard chromeplated stainless steel SUS 316L#
GLASS	Step tempered white coating glass.T=8mm
GLASS PRESSURE CAPACITY	Full Area=2526kgs
CABLE GLAND	IP68 PG-11 PA66
GASKET	Molding shaped seal
LED DRIVER	Constant Voltage Input,Constant Current Output
OPERATING TEMPERATURE	-20°C~40°C
POWER CABLE	H07RN-F 2X1.0mm2 L=0.5m (low voltage) H07RN-F 3X1.0mm2 L=0.5m (high voltage)
MOUNTING SLEEVE	ABS Housing with diron base
DIMMABLE SUPPORT	Triac PWM 1-10V Dali

OPTIONAL HONEYCOMB LOUVER

Product Overview

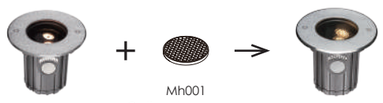

Mh001
Optional Accessory
Honeycomb_Louver

TECHNICAL DATA

ITEM	LIGHT SOURCE	REFLECTOR	LENS DEGREE(°)Θ1/2	INPUT VOLTAGE(V)	OPERATING CURRENT(MA)	CONSUMPTION(W)	LUMINANCE(LM)	IK
XB2DFR0257 **XB2DFS0257**	2×1.5W	B17	20°	24V DC 120/240	24V = 150 120V = 36 240V = 24	24V = 3.6 120V = 3.8 240V = 3.8	Cool White = 250 Warm White = 190	09

PHOTOMETRIC CURVES

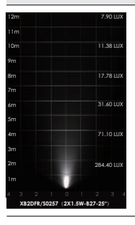

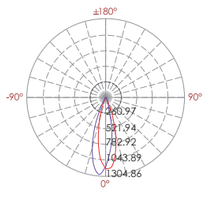

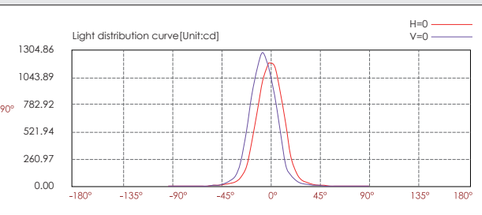

Lux distance cure

Illuminance at a distance

	Center beam LUX	Beam width V	Beam width H
2m	284.40 LUX	1.0m	1.0m
4m	71.10 LUX	1.9m	2.0m
6m	31.60 LUX	2.9m	2.9m
8m	17.78 LUX	3.9m	3.9m
10m	11.38 LUX	4.8m	4.9m
12m	7.90 LUX	5.8m	5.9m

Ver.Spread:27.1 Horiz.Spread:27.4

TRIAC PWM 1-10V DALI IP67 OUTDOOR RATED RoHS COMPLIANT CE

Adjustable Beam Direction LED Inground Light

LED COLOUR TEMPERATURE

2000K · 3000K · 6000K

OUTER DIMENSIONS & ACCESSORIES

Unit:mm

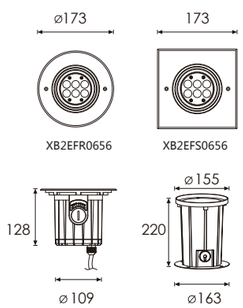

OPTICS



MATERIAL SPECIFICATIONS

HOUSING	12# die-casting grey powder coated aluminum T=60-80μm. Adhesion of ISO class 1/ASTM class 4B
FRONT COVER	Hard chromeplated stainless steel SUS 316L#
GLASS	Step tempered white coating glass.T=8mmFull
GLASS PRESSURE CAPACITY	Area=2621kgs
CABLE GLAND	IP68 PG-11 PA66
GASKET	Molding shaped seal
LED DRIVER	Constant Voltage Input,Constant Current Output
OPERATING TEMPERATURE	-20°C~40°C
POWER CABLE	H07RN-F 2X1.0mm2 L=0.5m (low voltage) H07RN-F 3X1.0mm2 L=0.5m (high voltage)
MOUNTING SLEEVE	ABS Housing with diron base
DIMMABLE SUPPORT	Triac PWM 1-10V Dali

OPTIONAL HONEYCOMB LOUVER

Product Overview

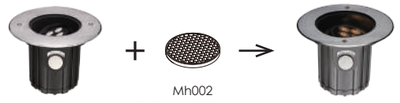

Mh002
Optional Accessory
Honeycomb_Louver

TECHNICAL DATA

ITEM	LIGHT SOURCE	REFLECTOR	LENS DEGREE(°)Θ1/2	INPUT VOLTAGE(V)	OPERATING CURRENT(MA)	CONSUMPTION(W)	LUMINANCE(LM)	IK
XB2EFR0656 **XB2EFS0656**	6×1.2W	B17	20°	24V DC 120/240	24V = 325 120V = 70 240V = 46	24V = 7.8 120V = 9.2 240V = 9.2	Cool White = 700 Warm White = 570	10

PHOTOMETRIC CURVES



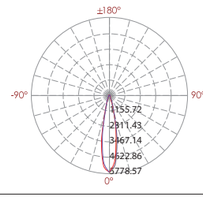

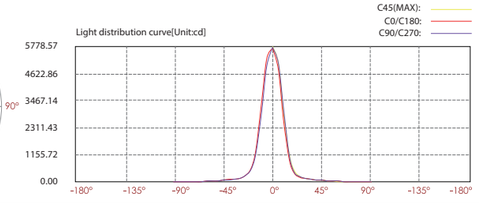

Lux distance cure

Illuminance at a distance

	Center beam LUX	Beam width V	Beam width H
2m	1428.35 LUX	0.7m	0.7m
4m	357.09 LUX	1.5m	1.5m
6m	158.71 LUX	2.2m	2.2m
8m	89.27 LUX	3.0m	2.9m
10m	57.13 LUX	3.7m	3.7m
12m	39.68 LUX	4.5m	4.4m

Ver.Spread:21.1 Horiz.Spread:20.8

TRIAC PWM 1-10V DALI IP67 OUTDOOR RATED RoHS COMPLIANT CE

Adjustable Beam Direction LED Inground Light

LED COLOUR TEMPERATURE

2000K · 3000K · 6000K

OUTER DIMENSIONS & ACCESSORIES

Unit:mm

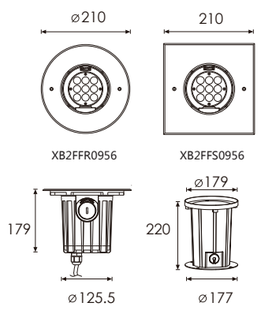

OPTICS

B17

15°
L0115D017ME

20°
L0120D017ME

30°
L0130D017ME

50°
L0150D017ME

MATERIAL SPECIFICATIONS

HOUSING	12# die-casting grey powder coated aluminum T=60-80μm. Adhesion of ISO class 1/ASTM class 4B
FRONT COVER	Hard chromeplated stainless steel SUS 316L#
GLASS	Step tempered white coating glass.T=8mm
GLASS PRESSURE CAPACITY	Full Area=2961kgs
CABLE GLAND	IP68 PA66 PG-11
GASKET	Molding shaped seal
LED DRIVER	Constant Voltage Input,Constant Current Output
OPERATING TEMPERATURE	-20°C~40°C
POWER CABLE	H07RN-F 2X1.0mm2 L=0.5m (low voltage) H07RN-F 3X1.0mm2 L=0.5m (high voltage)
MOUNTING SLEEVE	ABS Housing with diron base
DIMMABLE SUPPORT	Triac PWM 1-10V Dali

OPTIONAL HONEYCOMB LOUVER

Product Overview

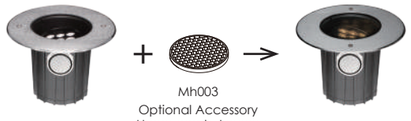

Mh003
Optional Accessory
Honeycomb_Louver

TECHNICAL DATA

ITEM	LIGHT SOURCE	REFLECTOR	LENS DEGREE(°)Θ1/2	INPUT VOLTAGE(V)	OPERATING CURRENT(MA)	CONSUMPTION(W)	LUMINANCE(LM)	IK
XB2FFR0956 **XB2FFS0956**	9×1.2W	B17	20°	24V DC 120/240	24V = 500 120V = 112 240V = 64	24V = 12 120V = 13.2 240V = 13.2	Cool White = 1090 Warm White = 756	10

PHOTOMETRIC CURVES



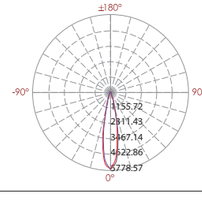

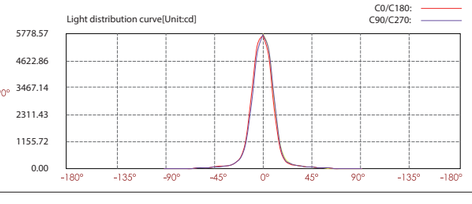

Lux distance cure

Illuminance at a distance

Center beam LUX		Beam width V	Beam width H
2m	1428.35 LUX	0.7m	0.7m
4m	357.09 LUX	1.5m	1.5m
6m	158.71 LUX	2.2m	2.2m
8m	89.27 LUX	3.0m	2.9m
10m	57.13 LUX	3.7m	3.7m
12m	39.68 LUX	4.5m	4.4m

Ver.Spread:21.1 Horiz.Spread:20.8

TRIAC PWM 1-10V DALI IP67 OUTDOOR RATED RoHS COMPLIANT CE

Adjustable Beam Direction LED Inground Light

LED COLOUR TEMPERATURE

2000K · 3000K · 6000K

OUTER DIMENSIONS & ACCESSORIES

Unit:mm

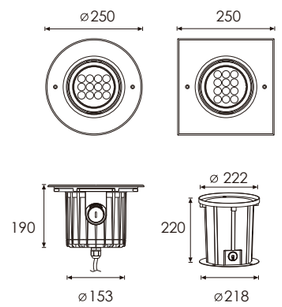

OPTICS

B27

13°
L0113D021YT

25°
L0125D021YT

30°
L0130D021YT

B26

8°
L0108C021YT

MATERIAL SPECIFICATIONS

HOUSING	12# die-casting grey powder coated aluminum T=60-80μm. Adhesion of ISO class 1/ASTM class 4B
FRONT COVER	Hard chromeplated stainless steel SUS 316L#
GLASS	Step tempered white coating glass.T=10 mm
GLASS PRESSURE CAPACITY	Full Area=5513kgs
CABLE GLAND	IP68 PA66 PG-13.5
GASKET	Molding shaped seal
LED DRIVER	Constant Voltage Input,Constant Current Output
OPERATING TEMPERATURE	-20°C~40°C
POWER CABLE	H05RN-F 2X1.0mm2 L=0.5m (low voltage) H05RN-F 3X1.0mm2 L=0.5m (high voltage)
MOUNTING SLEEVE	ABS Housing with diron base
DIMMABLE SUPPORT	Triac PWM 1-10V Dali

OPTIONAL HONEYCOMB LOUVER

Product Overview

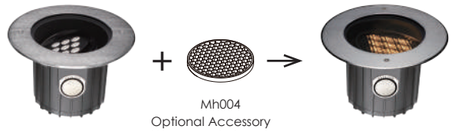

Mh004
Optional Accessory
Honeycomb_Louver

TECHNICAL DATA

ITEM	LIGHT SOURCE	REFLECTOR	LENS DEGREE(°)Θ1/2	INPUT VOLTAGE(V)	OPERATING CURRENT(MA)	CONSUMPTION(W)	LUMINANCE(LM)	IK
XB2GFR1257 **XB2GFS1257**	12×1.5W	B27	13°	24V DC 120/240	24V = 1020 120V = 151 240V = 82	24V = 24.5 120V = 18.2 240V = 18.2	Cool White = 1885 Warm White = 1389	10

PHOTOMETRIC CURVES



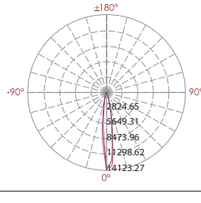

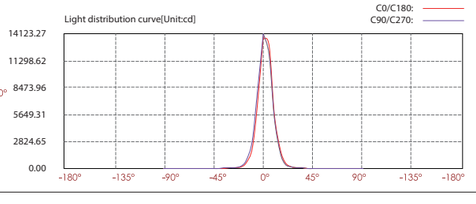

Lux distance cure

Illuminance at a distance

Center beam LUX		Beam width V	Beam width H
2m	3403.94 LUX	0.5m	0.5m
4m	850.99 LUX	1.0m	1.0m
6m	378.22 LUX	1.5m	1.4m
8m	212.75 LUX	2.0m	1.9m
10m	136.16 LUX	2.6m	2.4m
12m	94.55 LUX	3.1m	2.9m

Ver.Spread:14.5 Horiz.Spread:13.7

TRIAC PWM 1-10V DALI IP67 OUTDOOR RATED RoHS COMPLIANT CE

Beam Direction Adjustable Inground Light

LED COLOUR TEMPERATURE

2000K · 3000K · 6000K

OPTICS

B15

10°
L0110D016LK


15°
L0115D016LK

20°
L0120D016LK

30°
L0130D016LK

OUTER DIMENSIONS & ACCESSORIES

Unit:mm

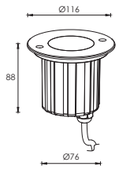

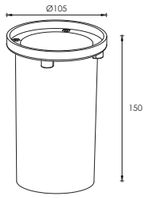

Mounting Sleeve 073#

MATERIAL SPECIFICATIONS

HOUSING	12# Die-casting grey powder coated aluminum T=60-80μm Adhesion of ISO class 1/ASTM class 4B
FRONT COVER	Hard chromeplated Stainless steel SUS 316L#
LIGHT WINDOW	Tempered frosted step glass.T=6mm
LENS	Optical lens efficiency≥85%
LED	OSRAM
GLASS PRESSURE CAPACITY	Full area=1226kgs
CABLE GLAND	IP68 PG-9 PA66
GASKET	Molding shaped seal
LED DRIVER	Constant Voltage Input,Constant Current Output
OPERATING TEMPERATURE	-20˚C~40˚C
POWER CABLE	H05RN-F 2X1.0mm2 L=0.5m(low voltage) H05RN-F 3X1.0mm2 L=0.5m(high voltage)
MOUNTING SLEEVE	ABS 073#
DIMMABLE SUPPORT	Triac PWM 1-10V Dali

OPTIONAL HONEYCOMB LOUVER

Product Overview

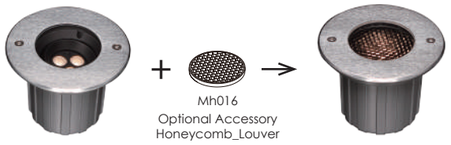

TECHNICAL DATA

ITEM	LIGHT SOURCE	REFLECTOR	LENS DEGREE(°)Θ1/2	INPUT VOLTAGE(V)	OPERATING CURRENT(MA)	CONSUMPTION(W)	LUMINANCE(LM)	IK
XB2FT0356	3 × 1W	B15	20°	24V DC 120/240	24V = 131 120V = 54 240V = 30	24V = 3.1 120V = 3.8 240V = 3.8	Cool White = 320 Warm White = 294	09

PHOTOMETRIC CURVES

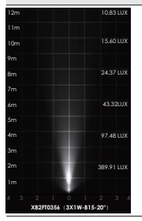

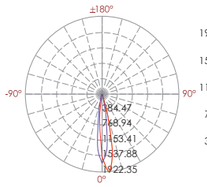

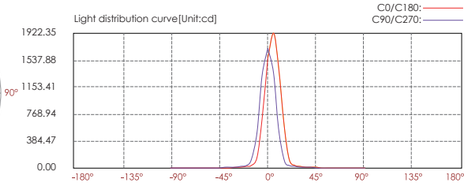

Lux distance cure

Illuminance at a distance Center beam LUX		Beam width V	Beam width H
2m	389.91 LUX	0.5m	0.6m
4m	97.48 LUX	1.1m	1.1m
6m	43.32 LUX	1.6m	1.7m
8m	24.37 LUX	2.2m	2.3m
10m	15.60 LUX	2.7m	3.9m
12m	10.83 LUX	3.3m	3.4m

Ver.Spread:15.5 Horiz.Spread:16.3

TRIAC PWM 1-10V DALI IP67 OUTDOOR RATED RoHS COMPLIANT CE >1226kgs STATIC PRESSURE CAPACITY ETL

Beam Direction Adjustable Inground Light

XB2BG0357

XB2BG0357 L

LED COLOUR TEMPERATURE

2000K · 3000K · 6000K

OPTICS



B33 (B33D/B33F)

9°(B33F) L0109F023YH

15° L0115D023YH

20° L0120D023YH

30° L0130D023YH

45° L0145D023YH

OUTER DIMENSIONS & ACCESSORIES

Unit:mm

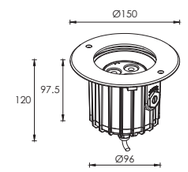

• XB2BG0357 • XB2BG0357 L

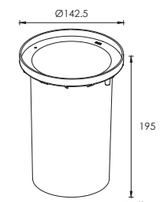

Mounting Sleeve 072#

OPTIONAL HONEYCOMB LOUVER

Product Overview

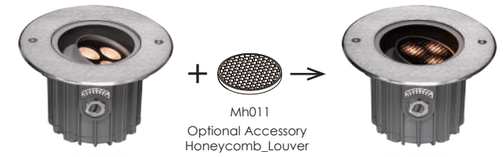

XB2BG0357

Mh011
Optional Accessory
Honeycomb_Louver

XB2BG0357 L

MATERIAL SPECIFICATIONS

HOUSING	12# Die-casting grey powder coated aluminum T=60-80μm Adhesion of ISO class 1/ASTM class 4B
FRONT COVER	Hard chromeplated Stainless steel SUS 316L#
LIGHT WINDOW	Tempered frosted step glass.T=8mm
LENS	Optical lens efficiency≥90%
LED	OSRAM or NICHIA
GLASS PRESSURE CAPACITY	Full area=783kgs
CABLE GLAND	IP68 PG-9 PA66
GASKET	Molding shaped silicone seal
LED DRIVER	Constant Voltage Input,Constant Current Output
OPERATING TEMPERATURE	-20˚C~40˚C
POWER CABLE	H05RN-F 2X1.0mm2 L=0.5m(low voltage) H05RN-F 3X1.0mm2 L=0.5m(high voltage)
MOUNTING SLEEVE	ABS 072#
DIMMABLE SUPPORT	Triac PWM 1-10V Dali

TECHNICAL DATA

ITEM	LIGHT SOURCE	REFLECTOR	LENS DEGREE(°)Θ1/2	INPUT VOLTAGE(V)	OPERATING CURRENT(MA)	CONSUMPTION(W)	LUMINANCE(LM)	IK
XB2BG0357	3×2W	B33D	20°	24V DC 120/240	24V = 216 120V = 51 240V = 30	24V = 5.2 120V = 6 240V = 6	Cool White = 479 Warm White = 376	09
XB2BG0357 L	3×2W	B33D	20°	24V DC 120/240	24V = 216 120V = 51 240V = 30	24V = 5.2 120V = 6 240V = 6	Cool White = 400 Warm White = 282	09

PHOTOMETRIC CURVES

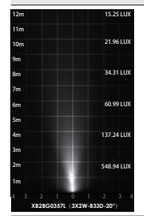

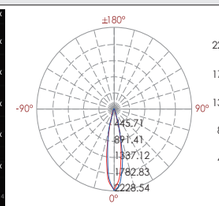

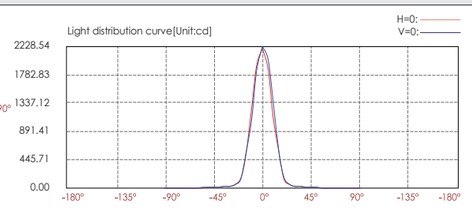

Lux distance cure

Illuminance at a distance Center beam LUX		Beam width V	Beam width H
2m	548.94 LUX	0.7m	0.7m
4m	137.24 LUX	1.5m	1.5m
6m	60.99 LUX	2.2m	2.2m
8m	34.31 LUX	3.0m	3.0m
10m	21.96 LUX	3.7m	3.7m
12m	15.25 LUX	4.4m	4.5m

Ver.Spread:20.9 Horiz.Spread:21.1

TRIAC PWM 1-10V DALI IP67 OUTDOOR RATED

GX5.3 & GU10 Socket
Available Inground Luminaire

LED COLOUR TEMPERATURE

2000K · 3000K · 6000K

MATERIAL SPECIFICATIONS

HOUSING	I 12# Die-casting grey powder coated aluminum I T=60-80μm Adhesion of ISO class 1/ASTM class 4B
FRONT RING	I Hard chromeplated stainless steel SUS 316L#
LIGHT WINDOW	I Tempered frosted step glass.T=6mm
GASKET	I Molding shaped silicone seal
GLASS PRESSURE CAPACITY	I Full area=1920kgs
CABLE GLAND	I IP68 PG-9 PA66
POWER CABLE	I H05RN-F 3X1.0mm2 L=0.5m(for single color)]
MOUNTING SLEEVE	I ABS 073#

OUTER DIMENSIONS & ACCESSORIES

Unit:mm

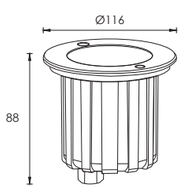

• D2FU0110 • D2FU0113

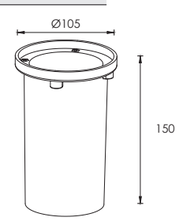

Mounting Sleeve 073#

LIGHTING SOURCES OPTION

GU-10 Pin Halogen Lamp
- 50W maximum power limit
- Input voltage is according to halogen lamp spec.

GU-10 Pin LED Lamp
- Maximum power limit is according to GU10 pin spec.
- Input voltage is according to GU10 pin spec.

TECHNICAL DATA

ITEM	LAMP SOCKET	INPUT VOLTAGE(V)	OPERATING CURRENT(MA)
D2FU0110	GU-10		
D2FU0113	G-5.3		

IP67 OUTDOOR RATED · RoHS COMPLIANT · CE · >1920kgs GLASS PRESSURE CAPACITY

COB LED Inground Light

OPTICS

R7

18°
R0118C035XL

24°
R0124C035XL

32°
R0132C035XL

OUTER DIMENSIONS & ACCESSORIES

Unit:mm

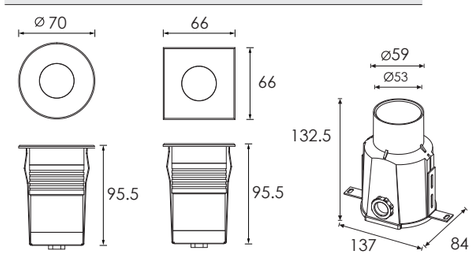

• R2IR0125 A • R2IS0125 A Mounting Sleeve 065#

LED COLOUR TEMPERATURE

2000K · 3000K · 6000K

MATERIAL SPECIFICATIONS

HOUSING	12# Die-casting dark grey powder coated aluminum T=60-80μm.Adhesion of ISO class 1/ASTM class 4B
FRONT RING	Hard chromeplated stainless steel SUS 316#
LIGHT WINDOW	Tempered frosted step glass.T=7mm
REFLECTOR	Optical Reflector efficiency≥90%
LED	NICHIA COB
GLASS PRESSURE CAPACITY	Full area=783kgs
CABLE GLAND	IP67 Copper and nicked coated
GASKET	Molding shaped silicone seal
LED DRIVER	Constant Voltage Input,Constant Current Output
OPERATING TEMPERATURE	-20˚C~40˚C
POWER CABLE	H05RN-F 2X1.0mm2 L=0.5m(low voltage) H05RN-F 3X1.0mm2 L=0.5m(high voltage)
MOUNTING SLEEVE	ABS 065#

TECHNICAL DATA

ITEM	LIGHT SOURCE	REFLECTOR	LENS DEGREE(°)Θ1/2	INPUT VOLTAGE(V)	OPERATING CURRENT(MA)	CONSUMPTION(W)	LUMINANCE(LM)	IK
R2IR0125 A **R2IS0125 A**	1×5W COB	R7	24°	24V DC 120/240	24V = 265 120V = 52 240V = 32	24V = 6.3 120V = 6.5 240V = 6.7	Cool White = 506 Warm White = 442	08

PHOTOMETRIC CURVES



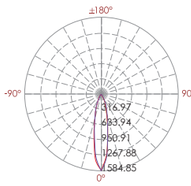

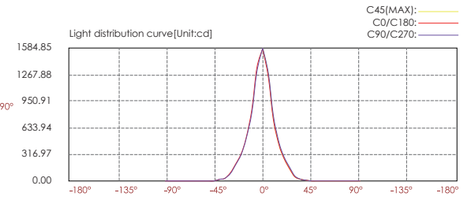

Lux distance cure

	Illuminance at a distance Center beam LUX	Beam width V	 H
2m	395.48 LUX	0.8m	0.9m
4m	98.87 LUX	1.7m	1.7m
6m	43.94 LUX	2.5m	2.6m
8m	24.72 LUX	3.3m	3.4m
10m	15.82 LUX	4.2m	4.3m
12m	10.99LUX	5.0m	5.1m
	Ver.Spread:23.5	Horiz.Spread:24.1	

OPTIONAL HONEYCOMB LOUVER

Product Overview

XB2BG0357

Mh015
Optional Accessory
Honeycomb_Louver

XB2BG0357 L

Surface Mounted Wall Washing Light

OUTER DIMENSIONS & ACCESSORIES

Unit:mm

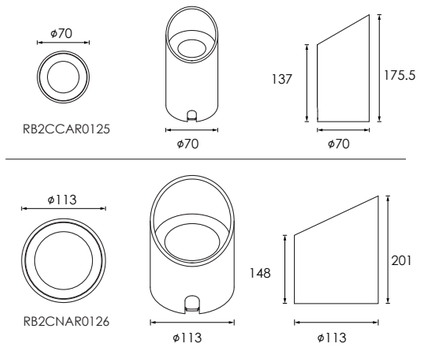

LED COLOUR TEMPERATURE

3000K · 6000K

MATERIAL SPECIFICATIONS

HOUSING	12# Die-casting dark grey powder coated aluminum T=60-80μm.Adhesion of ISO class 1/ASTM class 4B
GLASS	Step tempered glass.T=4mm
REFLECTOR	Optical Reflector efficiency≥90%
LED	Multi chip on board LED
LED DRIVER	Constant Voltage Input,Constant Current Output
OPERATING TEMPERATURE	-20˚C~40˚C
POWER CABLE	H05RN-F 2X1.0mm2 L=0.5m(low voltage) H05RN-F 3X1.0mm2 L=0.5m(high voltage)
DIMMABLE SUPPORT	Triac PWM 1-10V Dali

TECHNICAL DATA

ITEM	LIGHT SOURCE	LENS	LENS DEGREE(°)Θ1/2	INPUT VOLTAGE(V)	OPERATING CURRENT(MA)	CONSUMPTION(W)	LUMINANCE(LM)	IK
RB2CCAR0125	1×5W	R7	32°	24V DC 120/240	24V = 265 120V = 52 240V = 32	24V = 6.1 120V = 6.5 240V = 6.7	460	06
RB2CNAR0126	1×6W	R8	38°	24V DC 120/240	24V = 320 120V = 72 240V = 40	24V = 7.5 120V = 8.2 240V = 8.5	722	08

PHOTOMETRIC CURVES



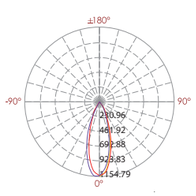

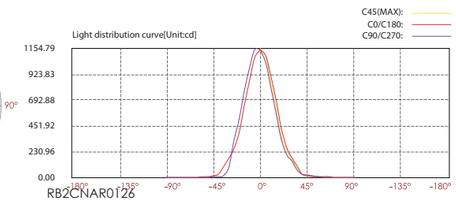

Lux distance cure

Center beam LUX		Beam width V	Beam width H
2m	285.53 LUX	1.2m	1.2m
4m	71.38 LUX	2.4m	2.4m
6m	31.73 LUX	3.7m	3.6m
8m	17.85 LUX	4.9m	4.8m
10m	11.42 LUX	6.1m	6.1m
12m	7.93 LUX	7.3m	7.3m

Ver.Spread:33.9 Horiz.Spread:33.7

RB2CNAR0126



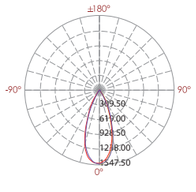

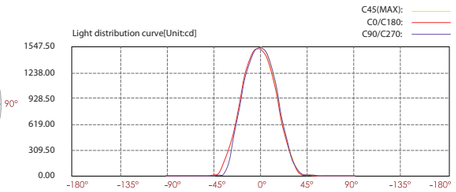

Lux distance cure

Center beam LUX		Beam width V	Beam width H
2m	380.45 LUX	1.4m	1.4m
4m	95.11 LUX	2.9m	2.9m
6m	42.78 LUX	4.3m	4.3m
8m	23.78 LUX	5.8m	5.8m
10m	15.22 LUX	7.2m	7.2m
12m	10.57 LUX	8.7m	8.7m

Ver.Spread:39.8 Horiz.Spread:39.8

TRIAC PWM 1-10V DALI IP65 OUTDOOR RATED RoHS COMPLIANT CE



OPTICS

R7

18°
R0118C035XL

24°
R0124C035XL

32°
R0132C035XL

R8

15°
R0115C050XL

24°
R0124C050XL

38°
R0138C050XL

60°
R0160C050XL



COB LED Inground Light

OPTICS

R5

18°
R0118C044XL

25°
R0125C044XL

40°
R0140C044XL

OUTER DIMENSIONS & ACCESSORIES

Unit:mm

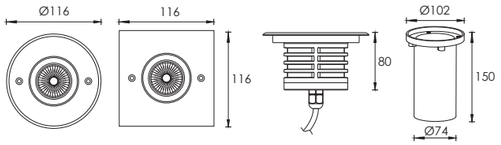

• R2CDR0126 • R2CDS0126 Mounting Sleeve 015#

LED COLOUR TEMPERATURE

3000K · 6000K

MATERIAL SPECIFICATIONS

HOUSING	12# Die-casting dark grey powder coated aluminum T=60-80μm.
FRONT RING	Hard chromeplated Stainless steel SUS 316L#
LIGHT WINDOW	Tempered frosted step glass.T=8mm
CABLE GLAND	IP68 PG-9 PA66
GLASS PRESSURE CAPACITY	Full area=2578kgs
LED	NICHIA COB
PCB	Excellent heat conductivity aluminum coefficient of heat Conductivity≥2.0w/mk
LED DRIVER	Constant Voltage Input,Constant Current Output
REFLECTOR	Optical Reflector efficiency≥90%
OPERATING TEMPERATURE	-20˚C~40˚C
POWER CABLE	H05RN-F 2X1.0mm2 L=0.5m(low voltage) H05RN-F 3X1.0mm2 L=0.5m(high voltage)
MOUNTING SLEEVE	ABS 015#

TECHNICAL DATA

ITEM	LIGHT SOURCE	REFLECTOR	LENS DEGREE(°)Θ1/2	INPUT VOLTAGE(V)	OPERATING CURRENT(MA)	CONSUMPTION(W)	LUMINANCE(LM)	IK
R2CDR0126 **R2CDS0126**	1×6W COB	R5	25°	24V DC 120/240	24V = 270 120V = 65 240V = 37	24V = 6.5 120V = 7.7 240V = 7.8	Cool White = 760 Warm White = 660	09

PHOTOMETRIC CURVES



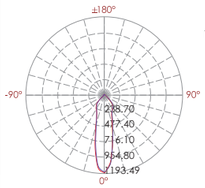

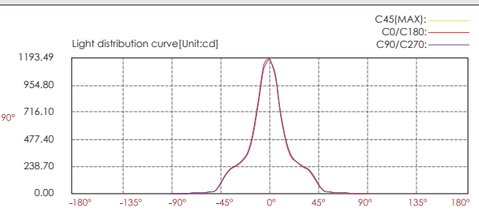

Lux distance cure

Illuminance at a distance

	Center beam LUX	Beam width V	Beam width H
2m	297.54 LUX	0.9m	0.9m
4m	74.38 LUX	1.8m	1.8m
6m	33.06 LUX	2.7m	2.8m
8m	18.60 LUX	3.7m	3.7m
10m	11.90 LUX	4.6m	4.6m
12m	8.26 LUX	5.5m	5.5m

Ver.Spread:25.8 Horiz.Spread:25.9

IP67 OUTDOOR RATED · RoHS COMPLIANT · CE · >2578kgs · ETL

OPTIONAL HONEYCOMB LOUVER

Product Overview

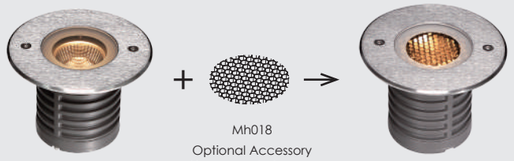

Mh018
Optional Accessory
Honeycomb_Louver

High Luminance Output Inground Flood Light

OUTER DIMENSIONS & ACCESSORIES

Unit:mm

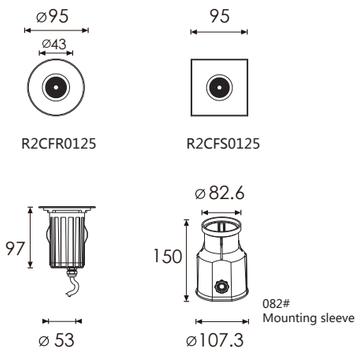

OPTIONAL HONEYCOMB LOUVER

Product Overview

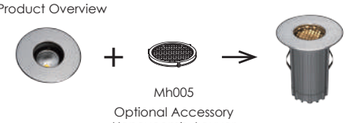

Mh005
Optional Accessory
Honeycomb_Louver

LED COLOUR TEMPERATURE

3000K · 6000K

OPTICS

R7

18°
R0118C035XL

24°
R0124C035XL

32°
R0132C035XL

MATERIAL SPECIFICATIONS

HOUSING	12# Die-casting dark grey powder coated aluminum T=60-80μm Adhesion of ISO class 1/ATM class 4B
FRONT COVER	Hard chrome-plated stainless steel SUS 316L#
LIGHT WINDOW	Tempered frosted step glass.T=6mm
REFLECTOR	Optical Reflector efficiency≥90%
LED	NICHIA COB
GLASS PRESSURE CAPACITY	Full Area=1195kgs
CABLE GLAND	IP68 PG-9 PA66
GASKET	Molding shaped seal
LED DRIVER	Constant Voltage Input,Constant Current Output
OPERATING TEMPERATURE	-20˚C~40˚C
POWER CABLE	H05RN-F 2X1.0mm2 L=0.5m(low voltage) H05RN-F 3X1.0mm2 L=0.5m(high voltage)
MOUNTING SLEEVE	ABS 082#

TECHNICAL DATA

ITEM	LIGHT SOURCE	REFLECTOR	LENS DEGREE(°)Θ1/2	INPUT VOLTAGE(V)	OPERATING CURRENT(MA)	CONSUMPTION(W)	LUMINANCE(LM)	IK
R2CFR0125 R2CFS0125	1×5W COB	R7	24°	24V DC 120/240	24V = 265 120V = 52 240V = 34	24V = 6.3 120V = 6 240V = 6.8	Cool White = 555 Warm White = 441	09

PHOTOMETRIC CURVES

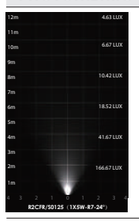

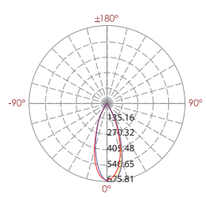

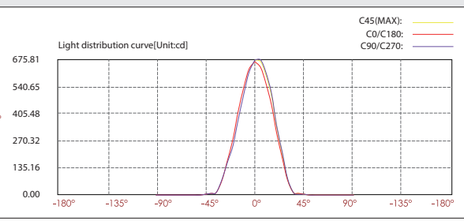

Lux distance cure

Illuminance at a distance		Beam width V	Beam width H
Center beam LUX			
2m	166.67 LUX	1.3m	1.3m
4m	41.67 LUX	2.7m	2.7m
6m	18.52 LUX	4.0m	4.0m
8m	18.42 LUX	5.3m	5.3m
10m	6.67 LUX	6.7m	6.7m
12m	6.43 LUX	8.0m	8.0m
Ver.Spread:36.9		Horiz.Spread:36.9	

High Luminance Output Inground Flood Light

OUTER DIMENSIONS & ACCESSORIES

Unit:mm

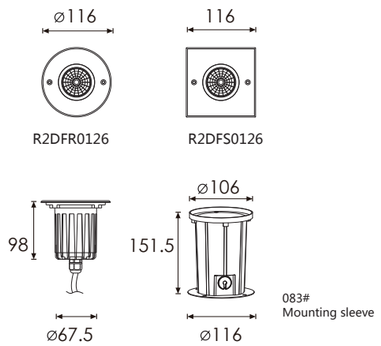

OPTIONAL HONEYCOMB LOUVER

Product Overview

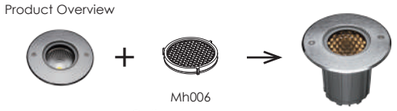

Mh006
Optional Accessory
Honeycomb_Louver

LED COLOUR TEMPERATURE

3000K · 6000K

OPTICS

R8

15°
R0115C050XL

24°
R0124C050XL

38°
R0138C050XL

60°
R0160C050XL

MATERIAL SPECIFICATIONS

HOUSING	12# Die-casting dark grey powder coated aluminum T=60-80μm Adhesion of ISO class 1/ATM class 4B
FRONT COVER	Hard chrome-plated stainless steel SUS 316L#
LIGHT WINDOW	Tempered frosted step glass.T=8mm
REFLECTOR	Optical Reflector efficiency≥90%
LED	NICHIA COB
GLASS PRESSURE CAPACITY	Full Area=2526kgs
CABLE GLAND	IP68 PG-9 PA66
GASKET	Molding shaped seal
LED DRIVER	Constant Voltage Input,Constant Current Output
OPERATING TEMPERATURE	-20˚C~40˚C
POWER CABLE	H07RN-F 2X1.0mm2 L=0.5m(low voltage) H07RN-F 3X1.0mm2 L=0.5m(high voltage)
MOUNTING SLEEVE	ABS 067#

TECHNICAL DATA

ITEM	LIGHT SOURCE	REFLECTOR	LENS DEGREE(°)Θ1/2	INPUT VOLTAGE(V)	OPERATING CURRENT(MA)	CONSUMPTION(W)	LUMINANCE(LM)	IK
R2DFR0126 R2DFS0126	1×7W COB	R8	24°	24V DC 120/240	24V = 324 120V = 72 240V = 40	24V = 7.7 120V = 8.5 240V = 8.5	Cool White = 921 Warm White = 744	09

PHOTOMETRIC CURVES



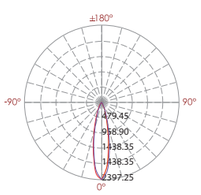

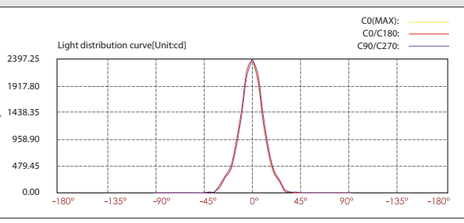

Lux distance cure

Illuminance at a distance		Beam width V	Beam width H
Center beam LUX			
2m	599.31 LUX	0.8m	0.8m
4m	149.83 LUX	1.6m	1.6m
6m	66.59 LUX	2.5m	2.4m
8m	37.46 LUX	3.3m	3.2m
10m	23.97 LUX	4.1m	4.1m
12m	16.65 LUX	4.9m	4.9m
Ver.Spread:23.1		Horiz.Spread:23.0	

High Luminance Output Inground Flood Light

OUTER DIMENSIONS & ACCESSORIES

Unit:mm

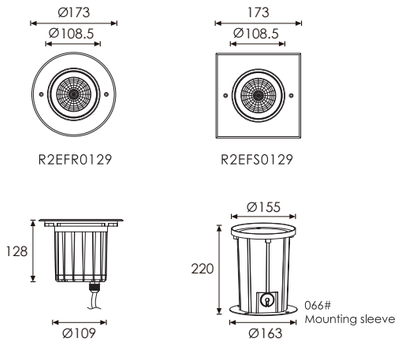

LED COLOUR TEMPERATURE

3000K · 6000K

OPTICS

R18

12°
R0112C075XL

22°
R0122C075XL

35°
R0135C075XL

55°
R0155C075XL

MATERIAL SPECIFICATIONS

HOUSING	12# Die-casting dark grey powder coated aluminum T=60-80μm Adhesion of ISO class 1/ATM class 4B
FRONT COVER	Hard chromeplated stainless steel SUS 316L#
LIGHT WINDOW	Tempered frosted step glass.T=8mm
REFLECTOR	Optical Reflector efficiency≥90%
LED	NICHIA COB
GLASS PRESSURE CAPACITY	Full Area=2621kgs
CABLE GLAND	IP68 PG-11 PA66
GASKET	Molding shaped seal
LED DRIVER	Constant Voltage Input,Constant Current Output
OPERATING TEMPERATURE	-20˚C~40˚C
POWER CABLE	H07RN-F 2X1.0mm2 L=0.5m(low voltage) H07RN-F 3X1.0mm2 L=0.5m(high voltage)
MOUNTING SLEEVE	ABS 066#

OPTIONAL HONEYCOMB LOUVER

Product Overview

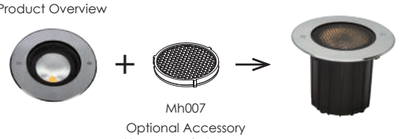

Mh007
Optional Accessory
Honeycomb_Louver

TECHNICAL DATA

ITEM	LIGHT SOURCE	REFLECTOR	LENS DEGREE(°)Θ1/2	INPUT VOLTAGE(V)	OPERATING CURRENT(MA)	CONSUMPTION(W)	LUMINANCE(LM)	IK
R2EFR0129 **R2EFS0129**	1×12W COB	R18	22°	24V DC 120/240	24V = 529 120V = 102 240V = 64	24V = 12.7 120V = 14 240V = 14	Cool White = 1357 Warm White = 1230	10

PHOTOMETRIC CURVES



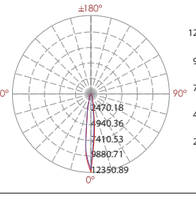

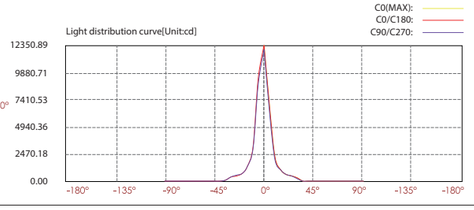

Lux distance cure

Illuminance at a distance

Center beam LUX		Beam width V	Beam width H
2m	3087.72 LUX	0.4m	0.5m
4m	771.93 LUX	0.9m	0.9m
6m	343.08 LUX	1.3m	1.4m
8m	192.98 LUX	1.7m	1.8m
10m	123.51 LUX	2.2m	2.3m
12m	85.77 LUX	2.6m	2.8m

Ver.Spread:12.3 Horiz.Spread:13.1

IP66 OUTDOOR RATED RoHS COMPLIANT CE >2621kgs QUALIFIED PRODUCT CERTIFICATE

High Luminance Output Inground Flood Light

OUTER DIMENSIONS & ACCESSORIES

Unit:mm

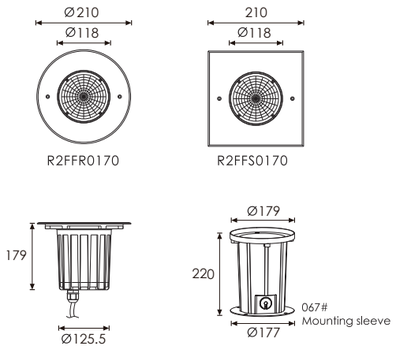

LED COLOUR TEMPERATURE

3000K · 6000K

OPTICS

R19

10°
R0110C095XL

22°
R0122C095XL

38°
R0138C095XL

MATERIAL SPECIFICATIONS

HOUSING	12# Die-casting dark grey powder coated aluminum T=60-80μm Adhesion of ISO class 1/ATM class 4B
FRONT COVER	Hard chrome-plated stainless steel SUS 316L#
LIGHT WINDOW	Tempered frosted step glass.T=8mm
REFLECTOR	Optical Reflector efficiency≥90%
LED	NICHIA COB
GLASS PRESSURE CAPACITY	Full Area=2940kgs
CABLE GLAND	IP68 PG-11 PA66
GASKET	Molding shaped seal
LED DRIVER	Constant Voltage Input,Constant Current Output
OPERATING TEMPERATURE	-20˚C~40˚C
POWER CABLE	H07RN-F 2X1.0mm2 L=0.5m(low voltage) H07RN-F 3X1.0mm2 L=0.5m(high voltage)
MOUNTING SLEEVE	ABS 067#

OPTIONAL HONEYCOMB LOUVER

Product Overview

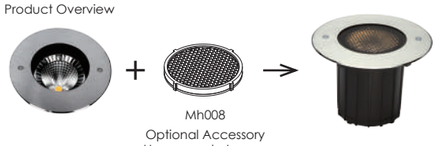

Mh008
Optional Accessory
Honeycomb_Louver

TECHNICAL DATA

ITEM	LIGHT SOURCE	REFLECTOR	LENS DEGREE(°)Θ1/2	INPUT VOLTAGE(V)	OPERATING CURRENT(MA)	CONSUMPTION(W)	LUMINANCE(LM)	IK
R2FFR0170 **R2FFS0170**	1×18W COB	R19	22°	24V DC 120/240	24V = 700 120V = 160 240V = 85	24V = 17 120V = 18.5 240V = 18.5	Cool White = 1748 Warm White = 1530	10

PHOTOMETRIC CURVES



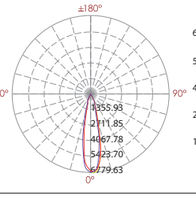

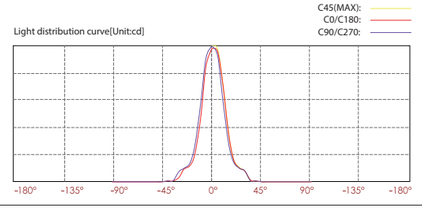

Lux distance cure

Illuminance at a distance

Center beam LUX		Beam width V	Beam width H
2m	1666.57 LUX	0.8m	0.8m
4m	416.64 LUX	1.6m	1.6m
6m	182.17 LUX	2.4m	2.4m
8m	104.16 LUX	3.3m	3.2m
10m	66.66 LUX	4.1m	4.0m
12m	46.29 LUX	4.9m	4.8m

Ver.Spread:23.0 Horiz.Spread:22.8

IP66 OUTDOOR RATED RoHS COMPLIANT CE >2940kgs QUALIFIED PRODUCT CERTIFICATE

High Luminance Output
Inground Flood Light

OUTER DIMENSIONS & ACCESSORIES

Unit:mm

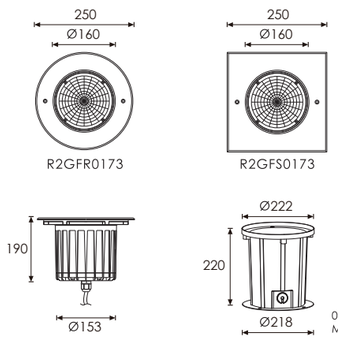

LED COLOUR TEMPERATURE

3000K · 6000K

OPTICS



MATERIAL SPECIFICATIONS

HOUSING	12# Die-casting dark grey powder coated aluminum T=60-80μm Adhesion of ISO class 1/ATM class 4B
FRONT COVER	Hard chrome-plated stainless steel SUS 316L#
LIGHT WINDOW	Tempered frosted step glass.T=10mm
REFLECTOR	Optical Reflector efficiency≥90%
LED	NICHIA COB
GLASS PRESSURE CAPACITY	Full Area=5016kgs
CABLE GLAND	IP68 PG-13.5 PA66
GASKET	Molding shaped seal
LED DRIVER	Constant Voltage Input,Constant Current Output
OPERATING TEMPERATURE	-20˚C~40˚C
POWER CABLE	H07RN-F 2X1.5mm2 L=0.5m(low voltage) H07RN-F 3X1.5mm2 L=0.5m(high voltage)
MOUNTING SLEEVE	ABS 068#

OPTIONAL HONEYCOMB LOUVER

Product Overview

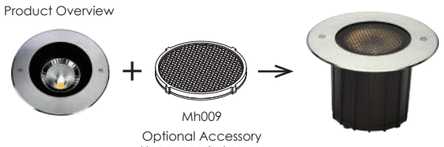

Mh009
Optional Accessory
Honeycomb_Louver

TECHNICAL DATA

ITEM	LIGHT SOURCE	REFLECTOR	LENS DEGREE(°)Θ1/2	INPUT VOLTAGE(V)	OPERATING CURRENT(MA)	CONSUMPTION(W)	LUMINANCE(LM)	IK
R2GFR0173 **R2GFS0173**	1×25W COB	R16	12°	24V DC 120/240	24V = 1040 120V = 240 240V = 130	24V = 25 120V = 28 240V = 28	Cool White = 2365 Warm White = 1849	10

PHOTOMETRIC CURVES



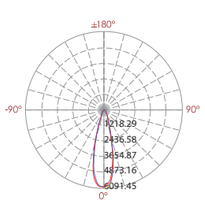

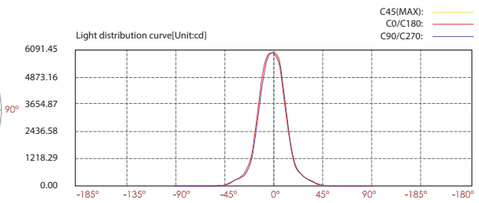

Lux distance cure

Illuminance at a distance

	Center beam LUX	Beam width V	Beam width H
2m	1490.22 LUX	0.9m	1.0m
4m	372.56 LUX	1.9m	1.9m
6m	165.58 LUX	2.8m	2.9m
8m	93.14 LUX	3.8m	3.8m
10m	59.61 LUX	4.7m	4.8m
12m	41.40 LUX	5.7m	2.7m

Ver.Spread:26.5 Horiz.Spread:26.9

IP66 OUTDOOR RATED · RoHS · CE · >5016kgs

Recessed Inground Light

Stainless steel front cover with Matte Surface treatment

OPTICS

R5

18°
R0118C044XL

25°
R0125C044XL

40°
R0140C044XL

LED COLOUR TEMPERATURE

3000K · 6000K

MATERIAL SPECIFICATIONS

HOUSING	12# Die-casting grey powder coated aluminum T=60-80um Adhesion of ISO class 1/ASTM class 4B
FRONT COVER	Hard chromeplated stainless steel SUS 316#
LIGHT WINDOW	Tempered frosted step glass.T=8mm
LED	NICHIA COB LED
CABLE GLAND	IP67 copper and nicked coated
GASKET	Molding shaped silicone seal
LED DRIVER	Constant Voltage Input,Constant Current Output
OPERATING TEMPERATURE	-20˚C~40˚C
POWER CABLE	H05RN-F 2×1.0mm2 L=0.5(low voltage) H05RN-F 3×1.0mm2 L=0.5(high voltage)
MOUNTING SLEEVE	ABS 092#

OUTER DIMENSIONS & ACCESSORIES

Unit:mm

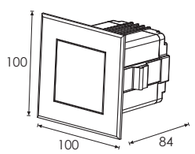

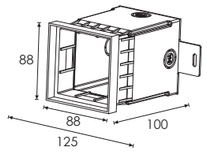

Mounting Sleeve 092#

TECHNICAL DATA

ITEM	LIGHT SOURCE	REFLECTOR	LENS DEGREE(°)Θ1/2	INPUT VOLTAGE(V)	OPERATING CURRENT(MA)	CONSUMPTION(W)	LUMINANCE(LM)	IK
R2HD0126	1×6W	R5	25°	24V DC 120/240	24V = 300 120V = 65 240V = 37	24V = 7.2 120V = 7.7 240V = 7.8	Cool White = 648 Warm White = 507	07

PHOTOMETRIC CURVES



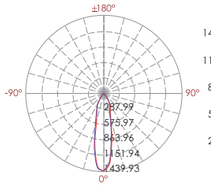

Light distribution curve[Unit:cd]

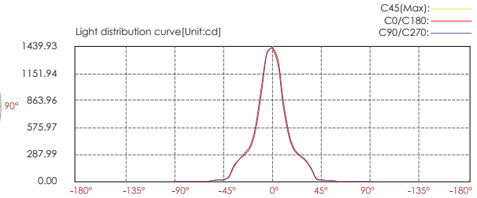

Lux distance cure

Illuminance at a distance

Center beam LUX		Beam width V	Beam width H
2m	358.41 LUX	0.9m	0.9m
4m	89.60 LUX	1.8m	1.8m
6m	39.82 LUX	2.7m	2.6m
8m	22.40 LUX	3.6m	3.5m
10m	14.34 LUX	4.5m	4.4m
12m	9.96 LUX	5.4m	5.3m
Ver.Spread:25.3		Horiz.Spread:24.8	

TRIAC PWM 1-10V DALI IP65 OUTDOOR RATED RoHS COMPLIANT CE



• Honeycomb for anti-glare

• There are two metals support plate on the bottom of the sleeve It is used for fixing and preventing the mounting sleeve shifting while filling the concrete.
• These will simply installer and electrician while they are recessing the sleeves.

OPTIONAL HONEYCOMB LOUVER

Product Overview

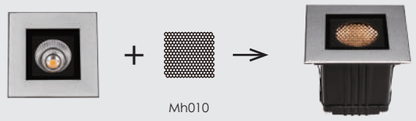

Mh010

Optional Accessory
Honeycomb_Louver

Recessed Wooden Floor Light



LED COLOUR TEMPERATURE

2000K · 3000K · 6000K

OPTICS

N/A

OUTER DIMENSIONS & ACCESSORIES

Unit:mm

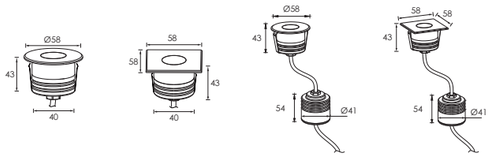

D2XAR0641 (Low voltage) | D2XAS0641 (Low voltage) | D2XAR0641 (High voltage) | D2XAS0641 (High voltage)

MATERIAL SPECIFICATIONS

HOUSING	12# Die-casting dark grey powder coated aluminum T=60-80μm.Adhesion of ISO class 1/ASTM class 4B
FRONT RING	Hard chromeplated stainless steel SUS 316#
LIGHT WINDOW	Tempered frosted step glass.T=7mm
GLASS PRESSURE CAPACITY	Full area=1106kgs
OPERATING TEMPERATURE	-20˚C~40˚C
POWER CABLE	H05RN-F 2X1.0mm2 L=0.5m(low voltage) H05RN-F 3X1.0mm2 L=0.5m(high voltage)
DIMMABLE SUPPORT	Triac PWM 1-10V Dali

3000K° 4000K° 6000K°

INSTALLATION DIAGRAM

high valtage

low valtage

A:Minimum space for external driver is 48mm
B:IP67 120V/240V/24V&RGB 24V external input driver

TECHNICAL DATA

ITEM	LIGHT SOURCE	INPUT VOLTAGE(V)	OPERATING CURRENT(MA)	CONSUMPTION(W)	LUMINANCE(LM)	IK
D2XAR0641 **D2XAS0641**	6×0.6W Single color	24V DC 240V	24V = 17 240V = 13	24V = 0.4 240V = 0.7	Cool White = 2 Warm White = 1	10

PHOTOMETRIC CURVES

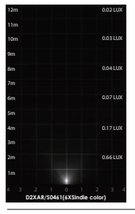

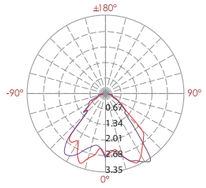

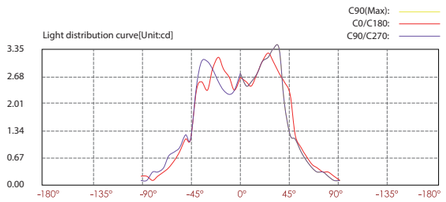

Lux distance cure

Illuminance at a distance

Center beam LUX		Beam width V	Beam width H
2m	0.66 LUX	3.70m	2.60m
4m	0.17 LUX	7.30m	5.20m
6m	0.07 LUX	11.0m	7.90m
8m	0.04 LUX	14.7m	10.5m
10m	0.03 LUX	18.3m	13.1m
12m	0.02 LUX	22.0m	15.7m

Ver.Spread:85.1 Horiz.Spread:66.6

TRIAC PWM 1-10V DALI IP67 OUTDOOR RATED RoHS CE >1106kgs

Small Size LED Inground Light



LED COLOUR TEMPERATURE

2000K · 3000K · 6000K

OPTICS

N/A

OUTER DIMENSIONS & ACCESSORIES

Unit:mm

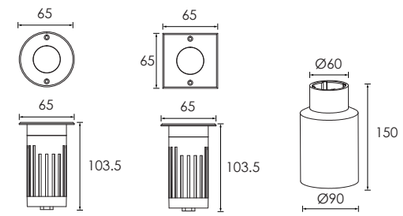

D2CAR0607 A | D2CAS0607 A | Mounting Sleeve 014#

MATERIAL SPECIFICATIONS

HOUSING	12# Die-casting grey powder coated aluminum T=60-80μm Adhesion of ISO class 1/ASTM class 4B
FRONT COVER	Hard chromeplated stainless steel SUS 316#
LIGHT WINDOW	Tempered frosted step glass.T=5mm
GLASS PRESSURE CAPACITY	Full area=783kgs
GASKET	IP67 Copper and nicked coated
LED DRIVER	Constant Voltage Input,Constant Current Output
OPERATING TEMPERATURE	-20˚C~40˚C
POWER CABLE	H05RN-F 2X1.0mm2 L=0.5m(low voltage) H05RN-F 3X1.0mm2 L=0.5m(high voltage)
MOUNTING SLEEVE	ABS 014#
DIMMABLE SUPPORT	Triac PWM 1-10V Dali

TECHNICAL DATA

ITEM	LIGHT SOURCE	INPUT VOLTAGE(V)	OPERATING CURRENT(MA)	CONSUMPTION(W)	LUMINANCE(LM)	IK
D2CAR0607 A	6×SMD2835	24V DC 120/240	24V = 16 120V = 13 240V = 7	24V = 0.38 120V = 0.7 240V = 0.8	Cool White = 4 Warm White = 3.5	09
D2CAS0607 A	6×SMD2835	24V DC 120/240	24V = 16 120V = 13 240V = 7	24V = 0.38 120V = 0.7 240V = 0.8	Cool White = 4.1 Warm White = 3.5	09

PHOTOMETRIC CURVES



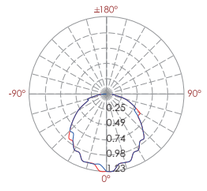

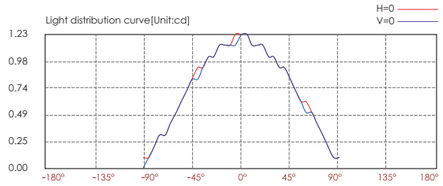

Lux distance cure

Illuminance at a distance

Center beam LUX		Beam width V	Beam width H
2m	0.31 LUX	5.70m	5.70m
4m	0.08 LUX	11.4m	11.3m
6m	0.03 LUX	17.1m	17.0m
8m	0.02 LUX	22.8m	22.7m
10m	0.01 LUX	28.5m	28.4m
12m	0.01 LUX	34.2m	34.0m

Ver.Spread:110.0 Horiz.Spread:109.7

TRIAC PWM 1-10V DALI IP67 OUTDOOR RATED RoHS CE >783kgs

Recessed Wooden Floor Light



LED COLOUR TEMPERATURE

2000K · 3000K · 6000K

OPTICS

N/A

INSTALLATION DIAGRAM

High Valtage

Low Valtage

A:Minimum space for external driver is 48mm
B:External IP67 water-proof box for driver of high voltage type

MATERIAL SPECIFICATIONS

HOUSING	12# Die-casting dark grey powder coated aluminum T=60-80μm.Adhesion of ISO class 1/ASTM class 4B
FRONT RING	Hard chromeplated stainless steel SUS 316L#
LIGHT WINDOW	Tempered frosted step glass.T=8mm
GLASS PRESSURE CAPACITY	Full area=3370kgs
OPERATING TEMPERATURE	-20˚C~40˚C
POWER CABLE	H05RN-F 2X1.0mm2 L=0.5m(low voltage) H05RN-F 3X1.0mm2 L=0.5m(high voltage)
DIMMABLE SUPPORT	Triac PWM 1-10V Dali

3000K° 4000K° 6000K°

OUTER DIMENSIONS & ACCESSORIES

Unit:mm

High Voltage

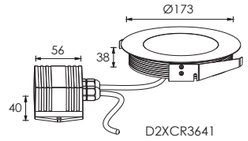

D2XCR3641

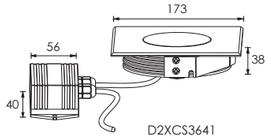

D2XCS3641

Low Voltage

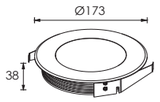

D2XCR3641

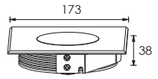

D2XCS3641

TECHNICAL DATA

ITEM	LIGHT SOURCE	INPUT VOLTAGE(V)	OPERATING CURRENT(MA)	CONSUMPTION(W)	LUMINANCE(LM)	IK
D2XCR3641 **D2XCS3641**	36×0.06W Single color	24V DC 240V	24V = 100 240V = 29	24V = 2.4 240V = 3.1	Cool White = 51 Warm White = 42	08

PHOTOMETRIC CURVES

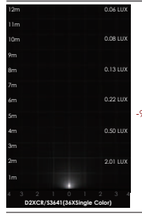

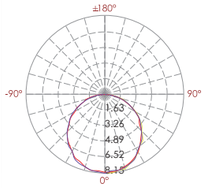

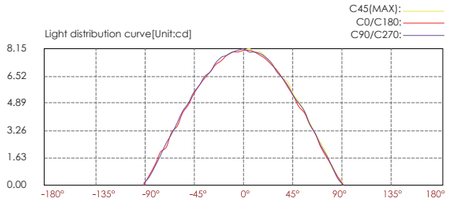

Lux distance cure

Illuminance at a distance	Center beam LUX	Beam width V	Beam width H
2m	2.01 LUX	6.20m	6.00m
4m	0.50 LUX	12.5m	12.1m
6m	0.22 LUX	18.7m	18.1m
8m	0.13 LUX	24.9m	24.2m
10m	0.08 LUX	31.4m	30.2m
12m	0.06 LUX	37.4m	36.3m

Ver.Spread:114.6 Horiz.Spread:113.1

TRIAC PWM 1-10V DALI IP67 OUTDOOR RATED RoHS COMPLIANT CE >3370kgs

Recessed Wooden Floor Light

LED COLOUR TEMPERATURE

2000K · 3000K · 6000K

OPTICS

N/A

INSTALLATION DIAGRAM

High Valtage

Low Valtage

A:Minimum space for external driver is 48mm
B:External IP67 water-proof box for driver of high voltage · RGB · RGBW type

MATERIAL SPECIFICATIONS

HOUSING	12# Die-casting dark grey powder coated aluminum T=60-80μm.Adhesion of ISO class 1/ASTM class 4B
FRONT RING	Hard chromeplated stainless steel SUS 316L#
LIGHT WINDOW	Tempered frosted step glass.T=8mm
GLASS PRESSURE CAPACITY	Full area=3370kgs
OPERATING TEMPERATURE	-20˚C~40˚C
POWER CABLE	H05RN-F 2X1.0mm2 L=0.5m(low voltage) H05RN-F 3X1.0mm2 L=0.5m(high voltage)
DIMMABLE SUPPORT	Triac PWM 1-10V Dali

OUTER DIMENSIONS & ACCESSORIES

Unit:mm

High Voltage

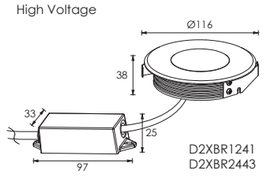

D2XBR1241
D2XBR2443

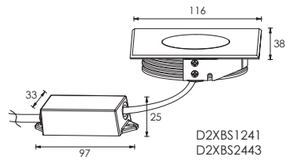

D2XBS1241
D2XBS2443

Low Voltage

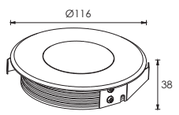

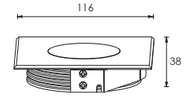

TECHNICAL DATA

ITEM	LIGHT SOURCE	INPUT VOLTAGE(V)	OPERATING CURRENT(MA)	CONSUMPTION(W)	LUMINANCE(LM)	IK
D2XBR1241 **D2XBS1241**	12x0.06W single color	24V DC 240V	24V = 34 240V = 17	24V = 0.8 240V = 1.2	Cool White = 20 Warm White = 13	08

PHOTOMETRIC CURVES



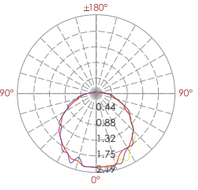

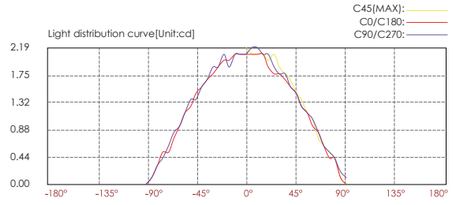

Lux distance cure

Illuminance at a distance	Center beam LUX	Beam width V	Beam width H
2m	0.52 LUX	6.1m	6.0m
4m	0.13 LUX	12.2m	11.9m
6m	0.06 LUX	18.4m	17.9m
8m	0.03 LUX	24.5m	23.8m
10m	0.02 LUX	30.6m	29.8m
12m	0.01 LUX	36.7m	35.7m

Ver.Spread:113.8 Horiz.Spread:112.3

TRIAC PWM 1-10V DALI IP67 OUTDOOR RATED RoHS COMPLIANT CE >3370kgs

Recessed Inground Light

Stainless steel front cover with Matte Surface treatment

LED COLOUR TEMPERATURE

2000K · 3000K · 6000K

OPTICS

N/A

OUTER DIMENSIONS & ACCESSORIES

Unit:mm

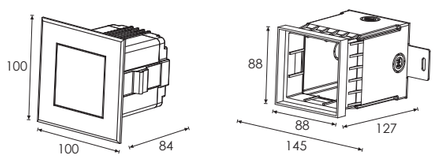

Mounting Sleeve 092#

MATERIAL SPECIFICATIONS

HOUSING	12# Die-casting grey powder coated aluminum T=60-80um Adhesion of ISO class 1/ASTM class 4B
FRONT COVER	Hard chromeplated stainless steel SUS 316L#
LIGHT WINDOW	Tempered frosted step glass.T=8mm.white print
LED	SMD3030 type LED
CABLE GLAND	IP67 copper and nicked coated
GASKET	Molding shaped silicone seal
LED DRIVER	Constant Voltage Input,Constant Current Output
OPERATING TEMPERATURE	-20˚C~40˚C
POWER CABLE	H05RN-F 2×1.0mm2 L=0.5(kow voltage) H05RN-F 3×1.0mm2 L=0.5(high voltage)
MOUNTING SLEEVE	ABS 092#
DIMMABLE SUPPORT	Triac PWM 1-10V Dali

TECHNICAL DATA

ITEM	LIGHT SOURCE	INPUT VOLTAGE(V)	OPERATING CURRENT(MA)	CONSUMPTION(W)	LUMINANCE(LM)	IK
D2HF1634	16×0.2W	24V DC 120 / 240	24V = 125 120V = 58 240V = 34	24V = 3 120V = 3.7 240V = 3.8	Cool White = 72 Warm White = 65	09

PHOTOMETRIC CURVES



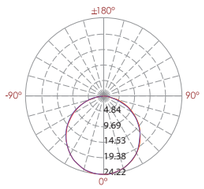

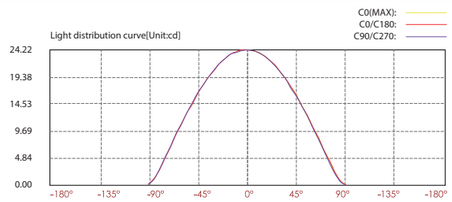

Lux distance cure

Illuminance at a distance

	Center beam LUX	Beam width V	Beam width H
2m	6.06 LUX	6.00m	6.00m
4m	1.51 LUX	12.0m	12.0m
6m	0.67 LUX	18.0m	18.0m
8m	0.38 LUX	23.9m	23.9m
10m	0.24 LUX	29.9m	29.9m
12m	0.17 LUX	35.9m	35.9m

Ver.Spread:112.6 Horiz.Spread:112.6

TRIAC PWM 1-10V DALI IP65 OUTDOOR RATED RoHS COMPLIANT CE

- There are two metals support plate on the bottom of the sleeve It is used for fixing and preventing the mounting sleeve shifting while filling the concrete.
- These will simply installer and electrician while they are recessing the sleeves.

Strong Load Bearing Capacity

Spot type LED Drive-Over Light/Stainless Steel Front Cover



LED COLOUR TEMPERATURE

2000K · 3000K · 6000K

OPTICS

N/A

OUTER DIMENSIONS & ACCESSORIES

Unit:mm

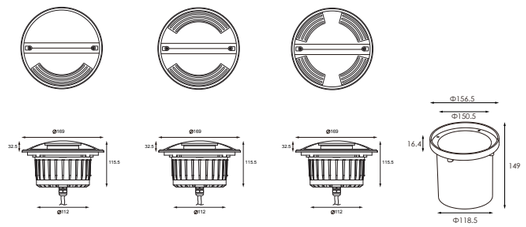

• 1E2BFS1009 • 2E2BFS2009 • 4E2BFS2409 Mounting Sleeve 016#

MATERIAL SPECIFICATIONS

HOUSING	12# Die-casting dark grey powder coated aluminum T=60-80μm.Adhesion of ISO class 1/ASTM class 4B
FRONT COVER	Hard chromeplated stainless steel SUS 316#
LOADING CAPACITY	>2000kg
CABLE GLAND	IP68 PG-9 PA66
GASKET	Molding shaped silicone seal
LED DRIVER	Constant Voltage Input,Constant Current Output
OPERATING TEMPERATURE	-20˚C~40˚C
POWER CABLE	H07RN-F 2X1.0mm2 L=0.5m(low voltage) H07RN-F 3X1.0mm2 L=0.5m(high voltage)
MOUNTING SLEEVE	ABS 016#
DIMMABLE SUPPORT	Triac PWM 1-10V Dali

TECHNICAL DATA

ITEM	LIGHT SOURCE	INPUT VOLTAGE(V)	OPERATING CURRENT(MA)	CONSUMPTION(W)	IK
1E2BFS1009	10×Φ5 LED	24V DC 120 / 240	24V = 34 120V = 25 240V = 17	24V = 0.8 120V = 1.2 240V = 1.4	10
2E2BFS2009	20×Φ5 LED	24V DC 120 / 240	24V = 68 120V = 36 240V = 21	24V = 1.6 120V = 2.1 240V = 2.1	10
4E2BFS2409	24×Φ5 LED	24V DC 120 / 240	24V = 71 120V = 38 240V = 23	24V = 1.7 120V = 2.4 240V = 2.4	10

PHOTOMETRIC CURVES

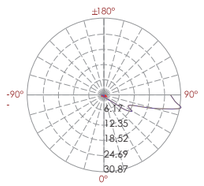

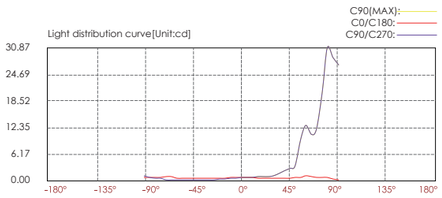

Lux distance cure

Illuminance at a distance

Center beam LUX		Beam width V	H
2m	0.18 LUX	0.6m	5.00m
4m	0.04 LUX	1.2m	10.1m
6m	0.02 LUX	1.8m	15.1m
8m	0.01 LUX	2.3m	20.1m
10m	0.01LUX	2.9m	25.1m
12m	0.00 LUX	3.5m	30.2m

Ver.Spread:16.7 Horiz.Spread:103.0

TRIAC PWM 1-10V DALI IP67 OUTDOOR RATED RoHS COMPLIANT CE >2000kgs GLASS PRODUCT CONTACT

Strong Load Bearing Capacity

LED Drive-Over Light/Stainless Steel Front Cover



LED COLOUR TEMPERATURE

2000K · 3000K · 6000K

OPTICS

N/A

OUTER DIMENSIONS & ACCESSORIES

Unit:mm

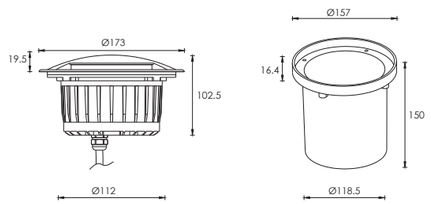

Mounting Sleeve 016#

MATERIAL SPECIFICATIONS

HOUSING	12# Die-casting dark grey powder coated aluminum T=60-80μm.Adhesion of ISO class 1/ASTM class 4B
FRONT COVER	Hard chromeplated stainless steel SUS 316#
LOADING CAPACITY	>2000kg
CABLE GLAND	IP68 PG-9 PA66
GASKET	Molding shaped silicone seal
LED DRIVER	Constant Voltage Input,Constant Current Output
OPERATING TEMPERATURE	-20˚C~40˚C
POWER CABLE	H05RN-F 2X1.0mm2 L=0.5m(low voltage) H05RN-F 3X1.0mm2 L=0.5m(high voltage)
MOUNTING SLEEVE	ABS 016#
DIMMABLE SUPPORT	Triac PWM 1-10V Dali

TECHNICAL DATA

ITEM	LIGHT SOURCE	INPUT VOLTAGE(V)	OPERATING CURRENT(MA)	CONSUMPTION(W)	IK
1E2BFS0617	SMD3030 LED6×0.5W	24V DC 120 / 240	24V = 124 120V = 57 240V = 33	24V = 2.9 120V = 3.9 240V = 4	10
2E2BFS0617	SMD3030 LED6×0.5W	24V DC 120 / 240	24V = 124 120V = 57 240V = 33	24V = 2.9 120V = 3.9 240V = 4	10
4E2BFS0617	SMD3030 LED6×0.5W	24V DC 120 / 240	24V = 124 120V = 57 240V = 33	24V = 2.9 120V = 3.9 240V = 4	10

PHOTOMETRIC CURVES

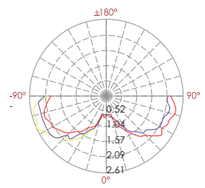

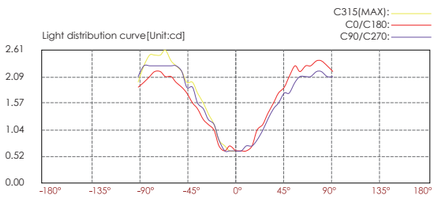

Lux distance cure

Illuminance at a distance

	Center beam LUX	Beam width V	Beam width H
2m	0.16 LUX	149.4m	141.3m
4m	0.04 LUX	298.9m	282.7m
6m	0.02 LUX	448.3m	424.0m
8m	0.01 LUX	597.8m	565.3m
10m	0.01 LUX	747.2m	706.6m
12m	0.00 LUX	896.7m	848.0m

Ver.Spread:177.0 Horiz.Spread:176.8

TRIAC PWM 1-10V DALI IP67 OUTDOOR RATED RoHS COMPLIANT CE >2000kgs CRUSH PRESSURE CAPACITY

Strong Load Bearing Capacity

LED Drive-Over Light/Stainless Steel Front Cover

LED COLOUR TEMPERATURE

2000K · 3000K · 6000K

OPTICS

N/A

OUTER DIMENSIONS & ACCESSORIES

Unit:mm

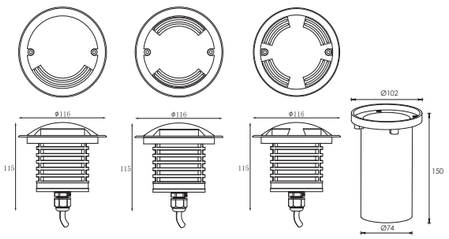

• 1E2CD0617 • 2E2CD0617 • 4E2CD0617 Mounting Sleeve 016#

MATERIAL SPECIFICATIONS

HOUSING	12# Die-casting dark grey powder coated aluminum T=60-80μm.Adhesion of ISO class 1/ASTM class 4B
FRONT COVER	Hard chromeplated stainless steel SUS 316#
LIGHT WINDOW	Step tempered clear glass.T=8mm
LOADING CAPACITY	>2000kg
CABLE GLAND	IP68 PG-9 PA66
GASKET	Molding shaped silicone seal
LED DRIVER	Constant Voltage Input,Constant Current Output
OPERATING TEMPERATURE	-20˚C~40˚C
POWER CABLE	H05RN-F 2X1.0mm2 L=0.5m(low voltage) H05RN-F 3X1.0mm2 L=0.5m(high voltage)
MOUNTING SLEEVE	ABS 015#
DIMMABLE SUPPORT	Triac PWM 1-10V Dali

TECHNICAL DATA

ITEM	LIGHT SOURCE	INPUT VOLTAGE(V)	OPERATING CURRENT(MA)	CONSUMPTION(W)	IK
1E2CD0617	SMD3030 LED6×0.5W	24V DC 120/240	24V = 124 120V = 57 240V = 33	24V = 2.9 120V = 3.9 240V = 4	10
2E2CD0617	SMD3030 LED6×0.5W	24V DC 120/240	24V = 124 120V = 57 240V = 33	24V = 2.9 120V = 3.9 240V = 4	10
4E2CD0617	SMD3030 LED6×0.5W	24V DC 120/240	24V = 124 120V = 57 240V = 33	24V = 2.9 120V = 3.9 240V = 4	10

PHOTOMETRIC CURVES

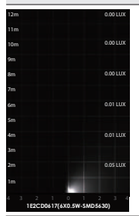

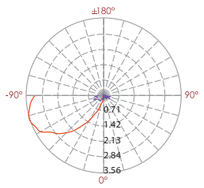

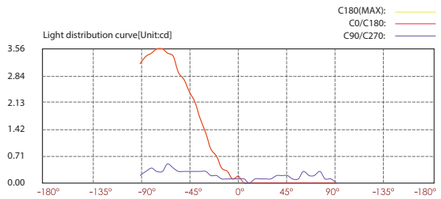

Lux distance cure

Illuminance at a distance

	Center beam LUX	Beam width V	Beam width H
2m	0.05 LUX	0.8m	0.7m
4m	0.01 LUX	1.7m	1.3m
6m	0.01 LUX	2.5m	2.0m
8m	0.00 LUX	3.4m	2.7m
10m	0.00 LUX	4.2m	3.4m
12m	0.00 LUX	5.0m	4.0m

Ver.Spread:176.8 Horiz.Spread:53.0

TRIAC PWM 1-10V DALI IP67 OUTDOOR RATED RoHS COMPLIANT CE >2000kgs CRUSH PRESSURE CAPACITY

Strong Load Bearing Capacity

LED Drive-Over Light/Stainless Steel Front Cover



LED COLOUR TEMPERATURE

2000K · 3000K · 6000K

OPTICS

N/A

MATERIAL SPECIFICATIONS

HOUSING	12# Die-casting dark grey powder coated aluminum T=60-80μm.Adhesion of ISO class 1/ASTM class 4B
FRONT COVER	Hard chromeplated stainless steel SUS 316#
LOADING CAPACITY	>2000kg
GASKET	Molding shaped silicone seal
OPERATING TEMPERATURE	-20˚C~40˚C
POWER CABLE	H05RN-F 2X1.0mm2 L=0.5m(low voltage) H05RN-F 3X1.0mm2 L=0.5m(high voltage)
MOUNTING SLEEVE	065# ABS plastic
DIMMABLE SUPPORT	Triac PWM 1-10V Dali

OUTER DIMENSIONS & ACCESSORIES

Unit:mm

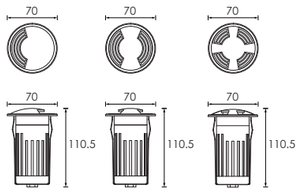

• 1E2CA0157 A • 2E2CA0157 A • 4E2CA0157 A

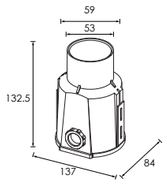

Mounting Sleeve 065#

TECHNICAL DATA

ITEM	LIGHT SOURCE	INPUT VOLTAGE(V)	OPERATING CURRENT(MA)	CONSUMPTION(W)	LUMINANCE(LM)	IK
1E2CA0157 A	1×2W	24V DC 120/240	24V = 108 120V = 47 240V = 28	24V = 2.5 120V = 3 240V = 3	Cool White = 4.8 Warm White = 4.3	10
2E2CA0157 A	1×2W	24V DC 120/240	24V = 108 120V = 47 240V = 28	24V = 2.5 120V = 3 240V = 3	Cool White = 4.8 Warm White = 4.3	10
4E2CA0157 A	1×2W	24V DC 120/240	24V = 108 120V = 47 240V = 28	24V = 2.5 120V = 3 240V = 3	Cool White = 4.8 Warm White = 4.3	10

PHOTOMETRIC CURVES

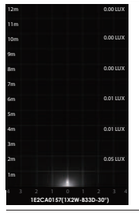

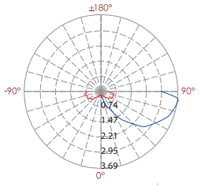

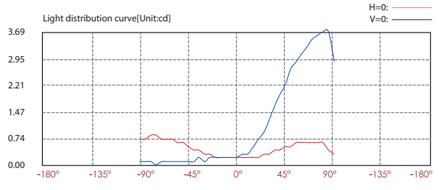

Lux distance cure

Illuminance at a distance

Center beam LUX		Beam width V	Beam width H
2m	0.05 LUX	7.30m	1.90m
4m	0.01 LUX	14.7m	3.80m
6m	0.01 LUX	22.0m	5.60m
8m	0.00 LUX	29.4m	7.50m
10m	0.00 LUX	36.7m	9.40m
12m	0.00 LUX	44.1m	11.3m

Ver.Spread:122.9 Horiz.Spread:50.3

TRIAC PWM 1-10V DALI IP67 OUTDOOR RATED RoHS COMPLIANT CE >2000kgs

Strong Load Bearing Capacity

LED Drive-Over Light/Stainless Steel Front Cover



LED COLOUR TEMPERATURE

2000K · 3000K · 6000K

OPTICS

N/A

MATERIAL SPECIFICATIONS

HOUSING	12# Die-casting dark grey powder coated aluminum T=60-80μm.Adhesion of ISO class 1/ASTM class 4B
FRONT COVER	Hard chromeplated stainless steel SUS 316#
LOADING CAPACITY	>2000kg
GASKET	Molding shaped silicone seal
OPERATING TEMPERATURE	-20˚C~40˚C
POWER CABLE	H05RN-F 2X1.0mm2 L=0.5m(low voltage) H05RN-F 3X1.0mm2 L=0.5m(high voltage)
MOUNTING SLEEVE	011# ABS
DIMMABLE SUPPORT	Triac PWM 1-10V Dali

OUTER DIMENSIONS & ACCESSORIES

Unit:mm

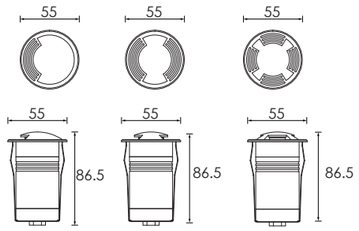

• 1E2WC0157 A • 2E2WC0157 A • 4E2WC0157 A

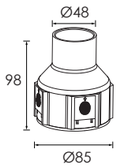

Mounting Sleeve 011#

TECHNICAL DATA

ITEM	LIGHT SOURCE	INPUT VOLTAGE(V)	OPERATING CURRENT(MA)	CONSUMPTION(W)	LUMINANCE(LM)	IK
1E2WC0157 A	1×2W	24V DC 120/240	24V = 110 120V = 48 240V = 28	24V = 2.6 120V = 3.1 240V = 3	Cool White = 1.5 Warm White = 1.3	10
2E2WC0157 A	1×2W	24V DC 120/240	24V = 110 120V = 48 240V = 28	24V = 2.6 120V = 3.1 240V = 3	Cool White = 2.0 Warm White = 1.7	10
4E2WC0157 A	1×2W	24V DC 120/240	24V = 110 120V = 48 240V = 28	24V = 2.6 120V = 3.1 240V = 3	Cool White = 2.0 Warm White = 1.7	10

PHOTOMETRIC CURVES



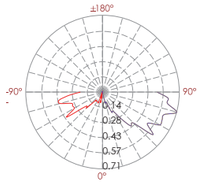

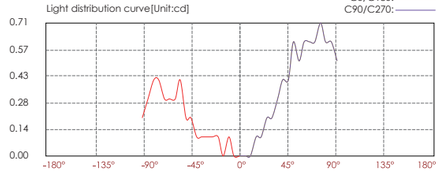

Lux distance cure

Illuminance at a distance

Center beam LUX		Beam width V	Beam width H
2m	0.00 LUX	1.90m	6.20m
4m	0.00 LUX	3.80m	12.4m
6m	0.00 LUX	5.70m	18.6m
8m	0.00 LUX	7.60m	24.8m
10m	0.00 LUX	9.50m	31.0m
12m	0.00 LUX	11.4m	37.2m

Ver.Spread:50.9 Horiz.Spread:114.4

TRIAC PWM 1-10V DALI IP67 OUTDOOR RATED RoHS COMPLIANT CE >2000kgs

Strong Load Bearing Capacity

LED Drive-Over Light/Stainless Steel Front Cover



LED COLOUR TEMPERATURE

2000K · 3000K · 6000K

OPTICS

N/A

OUTER DIMENSIONS & ACCESSORIES

Unit:mm

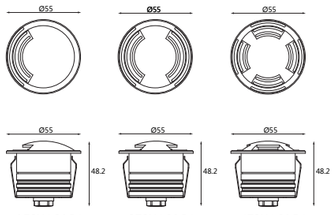

• 1E2XA0154 • 2E2XA0154 • 4E2XA0154

MATERIAL SPECIFICATIONS

HOUSING	12# Die-casting dark grey powder coated aluminum T=60-80μm.Adhesion of ISO class 1/ASTM class 4B
FRONT COVER	Hard chromeplated stainless steel SUS 316#
LOADING CAPACITY	>2000kg
GASKET	Molding shaped silicone seal
OPERATING TEMPERATURE	-20˚C~40˚C
POWER CABLE	H05RN-F 2X1.0mm² L=0.5m
MOUNTING SLEEVE	065# ABS plastic
DIMMABLE SUPPORT	Triac PWM 1-10V Dali

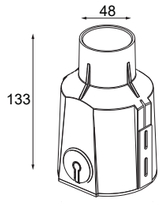

Mounting Sleeve 062#

TECHNICAL DATA

ITEM	LIGHT SOURCE	INPUT VOLTAGE(V)	OPERATING CURRENT(MA)	CONSUMPTION(W)	LUMINANCE(LM)	IK
1E2CA0157 A	1×2W	24V DC 120/240	24V = 108 120V = 47 240V = 28	24V = 2.5 120V = 3 240V = 3	Cool White = 4.8 Warm White = 4.3	10
2E2CA0157 A	1×2W	24V DC 120/240	24V = 108 120V = 47 240V = 28	24V = 2.5 120V = 3 240V = 3	Cool White = 4.8 Warm White = 4.3	10
4E2CA0157 A	1×2W	24V DC 120/240	24V = 108 120V = 47 240V = 28	24V = 2.5 120V = 3 240V = 3	Cool White = 4.8 Warm White = 4.3	10

PHOTOMETRIC CURVES



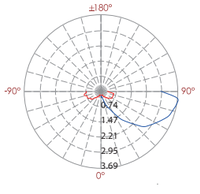

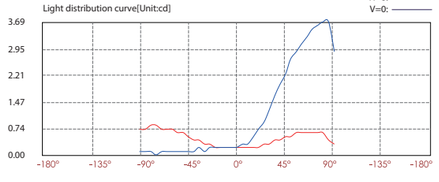

Lux distance cure

Illuminance at a distance

Center beam LUX		Beam width V	Beam width H
2m	0.05 LUX	7.30m	1.90m
4m	0.01 LUX	14.7m	3.80m
6m	0.01 LUX	22.0m	5.60m
8m	0.00 LUX	29.4m	7.50m
10m	0.00 LUX	36.7m	9.40m
12m	0.00 LUX	44.1m	11.3m

Ver.Spread:122.9 Horiz.Spread:50.3

TRIAC PWM 1-10V DALI IP67 OUTDOOR RATED RoHS COMPLIANT CE >2000kgs LOAD BEARING CAPACITY

INSTALLATION DIAGRAM

A:Minimum space for external driver is 48mm

TECHNICAL DATA

ITEM	LIGHT SOURCE	INPUT VOLTAGE(V)	OPERATING CURRENT(MA)	CONSUMPTION(W)	LUMINANCE(LM)	IK
1E2XA0154	1×2W	24V DC	24V = 110	24V = 2.6	Cool White = 1.5 Warm White = 1.3	10
2E2XA0154	1×2W	24V DC	24V = 110	24V = 2.6	Cool White = 2 Warm White = 1.7	10
4E2XA0154	1×2W	24V DC	24V = 110	24V = 2.6	Cool White = 2 Warm White = 1.7	10

PHOTOMETRIC CURVES



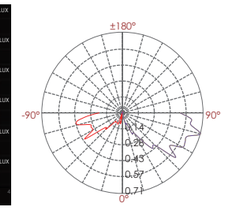

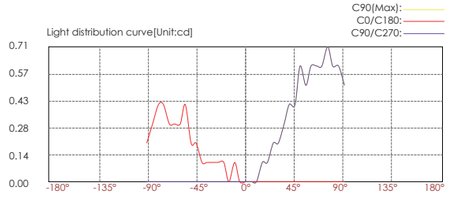

Lux distance cure

Illuminance at a Distance

	Center Beam LUX	Beam Width V	Beam Width H
2m	0.00 LUX	1.9m	6.2m
4m	0.00 LUX	3.8m	12.4m
6m	0.00 LUX	5.7m	18.6m
8m	0.00 LUX	7.6m	24.8m
10m	0.00 LUX	9.5m	31.0m
12m	0.00 LUX	11.4m	37.2m

Vert.Spread:50.9 Horiz.Spread:114.4

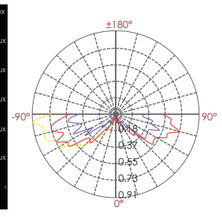

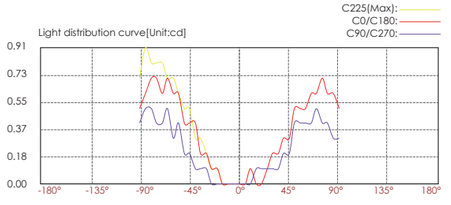

Lux distance cure

Illuminance at a Distance

	Center Beam LUX	Beam Width V	Beam Width H
2m	0.00 LUX	2.6m	4.6m
4m	0.00 LUX	5.2m	9.1m
6m	0.00 LUX	7.8m	13.7m
8m	0.00 LUX	10.4m	18.2m
10m	0.00 LUX	13.0m	22.8m
12m	0.00 LUX	15.6m	27.4m

Vert.Spread:66.2 Horiz.Spread:97.5

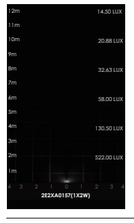

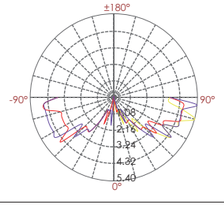

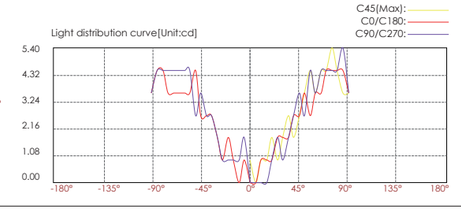

Lux distance cure

Illuminance at a Distance

	Center Beam LUX	Beam Width V	Beam Width H
2m	0.00 LUX	1.4m	119.8m
4m	0.00 LUX	2.8m	239.7m
6m	0.00 LUX	4.2m	359.5m
8m	0.00 LUX	5.6m	479.3m
10m	0.00 LUX	7.0m	599.2m
12m	0.00 LUX	8.4m	719.0m

Vert.Spread:38.5 Horiz.Spread:176.3

Strong Load Bearing Capacity

LED Drive-Over Light/Stainless Steel Front Cover



LED COLOUR TEMPERATURE

2000K · 3000K · 6000K

OPTICS

N/A

MATERIAL SPECIFICATIONS

HOUSING	12# Die-casting dark grey powder coated aluminum T=60-80μm.Adhesion of ISO class 1/ASTM class 4B
FRONT COVER	Hard chromeplated stainless steel SUS 316#
LOADING CAPACITY	>2000kg
GASKET	Molding shaped silicone seal
OPERATING TEMPERATURE	-20˚C~40˚C
POWER CABLE	H05RN-F 2X1.0mm² L=0.5m
MOUNTING SLEEVE	062# ABS plastic

OUTER DIMENSIONS & ACCESSORIES

Unit:mm

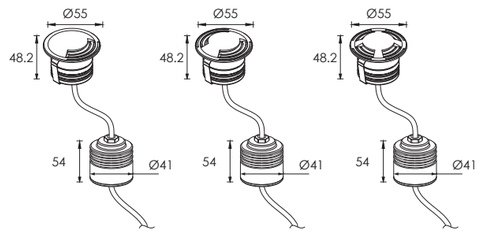

• 1E2XA0157 • 2E2XA0157 • 4E2XA0157

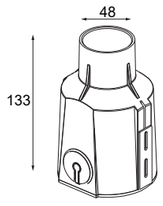

Mounting Sleeve 062#

TECHNICAL DATA

ITEM	LIGHT SOURCE	INPUT VOLTAGE(V)	OPERATING CURRENT(MA)	CONSUMPTION(W)	LUMINANCE(LM)	IK
1E2CA0157 A	1×2W	24V DC 120/240	24V = 108 120V = 47 240V = 28	24V = 2.5 120V = 3 240V = 3	Cool White = 4.8 Warm White = 4.3	10
2E2CA0157 A	1×2W	24V DC 120/240	24V = 108 120V = 47 240V = 28	24V = 2.5 120V = 3 240V = 3	Cool White = 4.8 Warm White = 4.3	10
4E2CA0157 A	1×2W	24V DC 120/240	24V = 108 120V = 47 240V = 28	24V = 2.5 120V = 3 240V = 3	Cool White = 4.8 Warm White = 4.3	10

PHOTOMETRIC CURVES



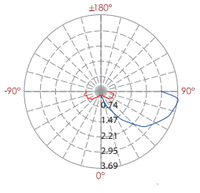

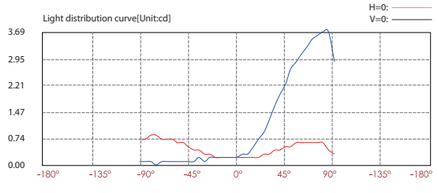

Lux distance cure

Illuminance at a distance

	Center beam LUX	Beam width V	Beam width H
2m	0.05 LUX	7.30m	1.90m
4m	0.01 LUX	14.7m	3.80m
6m	0.01 LUX	22.0m	5.60m
8m	0.00 LUX	29.4m	7.50m
10m	0.00 LUX	36.7m	9.40m
12m	0.00 LUX	44.1m	11.3m

Ver.Spread:122.9 Horiz.Spread:50.3

TRIAC PWM 1-10V DALI IP67 OUTDOOR RATED RoHS COMPLIANT CE >2000kgs STATIC PRESSURE CAPACITY

INSTALLATION DIAGRAM

A:Minimum space for external driver is 48mm
B:IP67 120V/240V/24V&RGB 24V external input driver

TECHNICAL DATA

ITEM	LIGHT SOURCE	INPUT VOLTAGE(V)	OPERATING CURRENT(MA)	CONSUMPTION(W)	LUMINANCE(LM)	IK
1E2XA0157	1×2W	120/240	120V = 48 240V = 28	120V = 3.1 240V = 3	Cool White = 1.5 Warm White = 1.3	10
2E2XA0157	1×2W	120/240	120V = 48 240V = 28	120V = 3.1 240V = 3	Cool White = 2 Warm White = 1.7	10
4E2XA0157	1×2W	120/240	120V = 48 240V = 28	120V = 3.1 240V = 3	Cool White = 2 Warm White = 1.7	10

PHOTOMETRIC CURVES



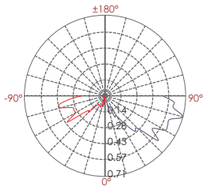

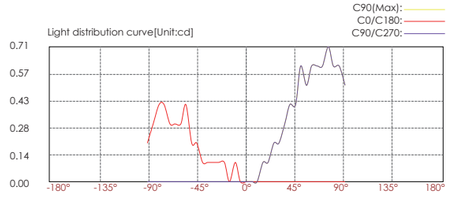

Lux distance cure

Illuminance at a Distance

	Center Beam LUX	Beam Width V	Beam Width H
2m	0.00 LUX	1.9m	6.2m
4m	0.00 LUX	3.8m	12.4m
6m	0.00 LUX	5.7m	18.6m
8m	0.00 LUX	7.6m	24.8m
10m	0.00 LUX	9.5m	31.0m
12m	0.00 LUX	11.4m	37.2m

Vert.Spread:50.9 Horiz.Spread:114.4

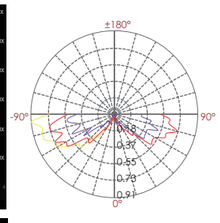

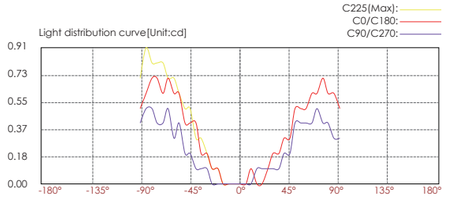

Lux distance cure

Illuminance at a Distance

	Center Beam LUX	Beam Width V	Beam Width H
2m	0.00 LUX	2.6m	4.6m
4m	0.00 LUX	5.2m	9.1m
6m	0.00 LUX	7.8m	13.7m
8m	0.00 LUX	10.4m	18.2m
10m	0.00 LUX	13.0m	22.8m
12m	0.00 LUX	15.6m	27.4m

Vert.Spread:66.2 Horiz.Spread:97.5

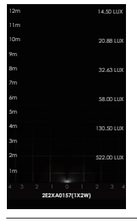

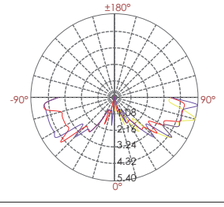

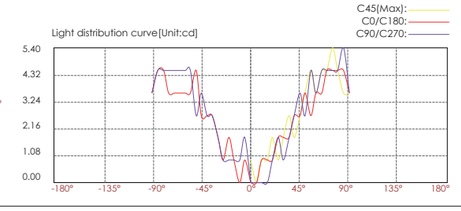

Lux distance cure

Illuminance at a Distance

	Center Beam LUX	Beam Width V	Beam Width H
2m	0.00 LUX	1.4m	119.8m
4m	0.00 LUX	2.8m	239.7m
6m	0.00 LUX	4.2m	359.5m
8m	0.00 LUX	5.6m	479.3m
10m	0.00 LUX	7.0m	599.2m
12m	0.00 LUX	8.4m	719.0m

Vert.Spread:38.5 Horiz.Spread:176.3

Soft Beam





Lighting Effect demo

OUTER DIMENSIONS & ACCESSORIES

Unit:mm

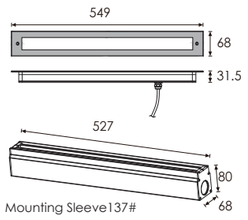

Mounting Sleeve137#

D2RLB4834

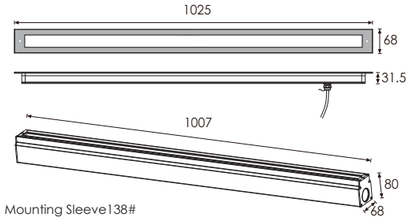

Mounting Sleeve138#

D2RLB9634

LED COLOUR TEMPERATURE

2000K · 3000K · 6000K

OPTICS

N/A

MATERIAL SPECIFICATIONS

HOUSING	Extruded aluminum, powder coated
FRONT COVER	Hard chrome-plated stainess steel SUS 316L
LIGHT WINDOW	Tempered frosted step glass.T=6mm
LED	NICHIA LED 3030@0.5W
CABLE GLAND	IP68 PG-9 PA66
OPERATING TEMPERATURE	-20˚C~40˚C
POWER CABLE	H05RN-F 2X1.0mm2 L=0.5m(low voltage) H05RN-F 3X1.0mm2 L=0.5m(high voltage)
MOUNTING SLEEVE	Powder Coated Aluminum 137# 138#
DIMMABLE SUPPORT	Triac PWM 1-10V Dali

TECHNICAL DATA

ITEM	LIGHT SOURCE	LENGTH(MM)	LENS DEGREE(°)Θ1/2	INPUT VOLTAGE(V)	OPERATING CURRENT(MA)	CONSUMPTION(W)	LUMINANCE(LM)	IK
D2RLB4834	48X0.3W NICHIA	549	120°	24V DC 120/240	24V = 555 120V = 106 240V = 60	24V = 13.2 120V = 12.5 240V = 13	Cool White = 300 Warm White = 274	07
D2RLB9634	96X0.3W NICHIA	1025	120°	24V DC 120/240	24V = 1108 120V = 212 240V = 107	24V = 26.5 120V = 24 240V = 24.5	Cool White = 602 Warm White = 545	07

PHOTOMETRIC CURVES



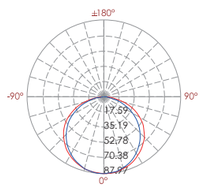

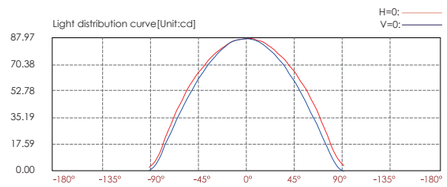

Lux distance cure

Illuminance at a distance

	Center beam LUX	Beam width V	Beam width H
2m	21.99 LUX	7.70m	6.20m
4m	5.50 LUX	15.3m	12.5m
6m	2.44 LUX	23.0m	18.7m
8m	1.37 LUX	30.6m	25.0m
10m	0.88 LUX	38.3m	31.2m
12m	0.61 LUX	46.0m	37.4m

Ver.Spread:124.9 Horiz.Spread:114.9



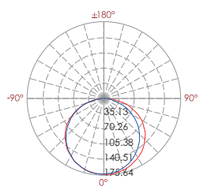

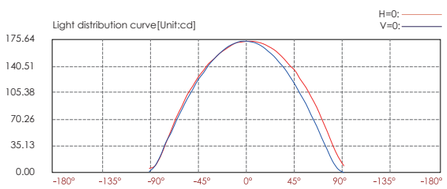

Lux distance cure

Illuminance at a distance

	Center beam LUX	Beam width V	Beam width H
2m	43.40 LUX	7.60m	6.20m
4m	10.85 LUX	15.2m	12.5m
6m	4.82 LUX	22.8m	18.7m
8m	2.71 LUX	30.4m	24.9m
10m	1.74 LUX	38.0m	31.1m
12m	1.21 LUX	45.6m	37.4m

Ver.Spread:124.5 Horiz.Spread:114.6

TRIAC PWM 1-10V DALI IP67 OUTDOOR RATED RoHS COMPLIANT CE

Symmetrical

LED COLOUR TEMPERATURE

2000K · 3000K · 6000K

OPTICS

N/A

MATERIAL SPECIFICATIONS

HOUSING	I Extruded aluminum, powder coated
FRONT COVER	I Hard chrome-plated stainess steel SUS 316L
LIGHT WINDOW	I Tempered frosted step glass.T=6mm
LENS	I Optical lens.efficiency≥85%
CABLE GLAND	I IP68 PG-9 PA66
GASKET	I Glass and housing are silicone sealed
LED	I Single color OSRAM LED
OPERATING TEMPERATURE	I -20˚C~40˚C
POWER CABLE	I H05RN-F 2X1.0mm2 L=0.5m(low voltage) H05RN-F 3X1.0mm2 L=0.5m(high voltage)
MOUNTING SLEEVE	I Powder Coated Aluminum 137# 138#
DIMMABLE SUPPORT	I Triac PWM 1-10V Dali

OUTER DIMENSIONS & ACCESSORIES

Unit:mm

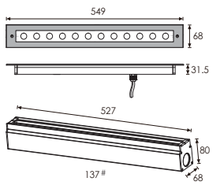

Mounting Sleeve137# B2RLB1257

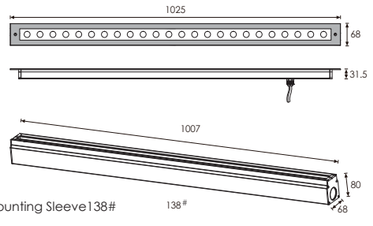

Mounting Sleeve138# B2RLB2457



Lighting Effect demo

OPTICS

B32

20°
L0120F024PS

25°
L0125F024PS

30°
L0130F024PS

35°
L0135F024PS

45°
L0145F024PS

TECHNICAL DATA

ITEM	LIGHT SOURCE	LENS	LENGTH(MM)	LENS DEGREE(°)Θ1/2	INPUT VOLTAGE(V)	OPERATING CURRENT(MA)	CONSUMPTION(W)	LUMINANCE(LM)	IK
B2RLB1257	12×1.5W Single color	B32	549	20°	24V DC 120/240	24V = 910 120V = 143 240V = 79	24V = 22 120V = 17 240V = 17.5	Cool White = 1108 Warm White = 1020	07
B2RLB2457	24×1.5W Single color	B32	1025	20°	24V DC 120/240	24V = 1826 120V = 312 240V = 156	24V = 44 120V = 36 240V = 36.4	Cool White = 2198 Warm White = 2055	07

PHOTOMETRIC CURVES

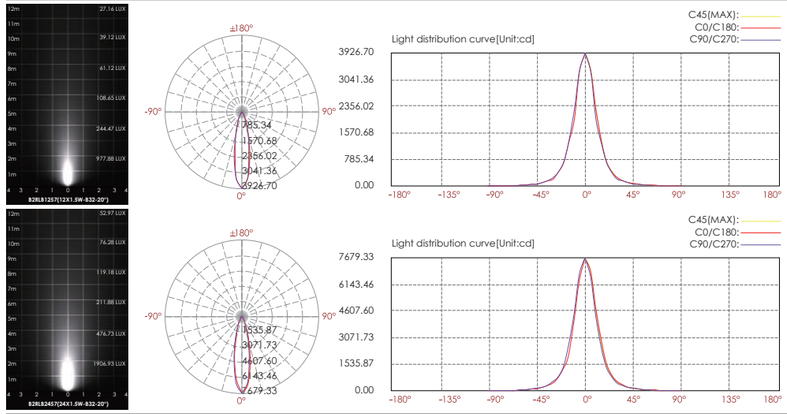

TRIAC PWM 1-10V DALI IP67 OUTDOOR RATED RoHS COMPLIANT CE

Asymmetrical

LED COLOUR TEMPERATURE

2000K · 3000K · 6000K

OPTICS

C8

45°/35°

L01 45°/35° F019HZ

OUTER DIMENSIONS & ACCESSORIES

Unit:mm

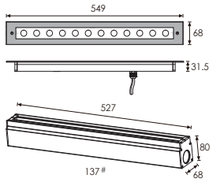

Mounting Sleeve137#

C2RLB1257

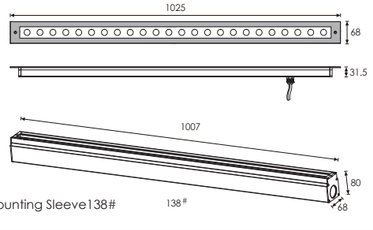

Mounting Sleeve138#

C2RLB2457

MATERIAL SPECIFICATIONS

HOUSING	I Extruded aluminum, powder coated
FRONT COVER	I Hard chromeplated stainess steel SUS 316L
LIGHT WINDOW	I Tempered frosted step glass.T=6mm
LENS	I Optical lens.efficiency≥85%
CABLE GLAND	I IP68 PG-9 PA66
GASKET	I Glass and housing are silicone sealed
LED	I OSRAM LED
OPERATING TEMPERATURE	I -20˚C~40˚C
POWER CABLE	I H05RN-F 2X1.0mm2 L=0.5m(low voltage) H05RN-F 3X1.0mm2 L=0.5m(high voltage)
MOUNTING SLEEVE	I Powder Coated Aluminum 137# 138#
DIMMABLE SUPPORT	I Triac PWM 1-10V Dali



Lighting Effect demo

TECHNICAL DATA

ITEM	LIGHT SOURCE	LENS	LENGTH(MM)	LENS DEGREE(°)Θ1/2	INPUT VOLTAGE(V)	OPERATING CURRENT(MA)	CONSUMPTION(W)	LUMINANCE(LM)	IK
C2RLB1257	12×1.5W Single color	C8	549	45°/35°	24V DC 120/240	24V = 910 120V = 143 240V = 79	24V = 22 120V = 17 240V = 17.5	Cool White = 1108 Warm White = 1020	07
C2RLB2457	24×1.5W Single color	C8	1025	45°/35°	24V DC 120/240	24V = 1823 120V = 312 240V = 156	24V = 44 120V = 36 240V = 36.4	Cool White = 2472 Warm White = 2114	07

PHOTOMETRIC CURVES



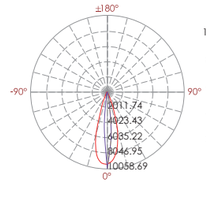

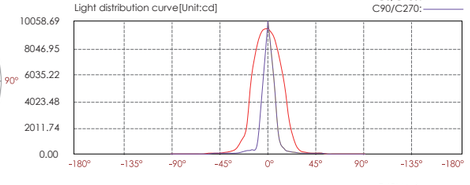

Lux distance cure

	Illuminance at a distance Center beam LUX	Beam width V	Beam width H
2m	2375.15 LUX	0.4m	1.1m
4m	593.79 LUX	0.7m	2.2m
6m	263.91 LUX	1.1m	3.4m
8m	148.45 LUX	1.5m	4.5m
10m	95.01 LUX	1.9m	5.6m
12m	65.98 LUX	2.2m	6.7m

Ver.Spread:10.6 Horiz.Spread:31.4



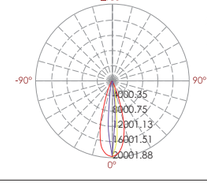

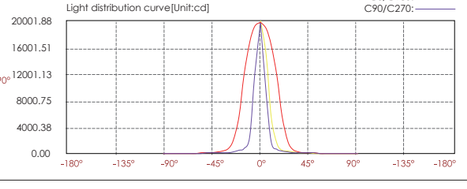

Lux distance cure

	Illuminance at a distance Center beam LUX	Beam width V	Beam width H
2m	4937.36 LUX	0.4m	1.2m
4m	1234.34 LUX	0.7m	2.4m
6m	548.60 LUX	1.1m	3.6m
8m	308.58 LUX	1.5m	4.7m
10m	197.49 LUX	1.9m	5.9m
12m	137.15 LUX	2.2m	7.1m

Ver.Spread:10.7 Horiz.Spread:33.1

TRIAC PWM 1-10V DALI IP67 OUTDOOR RATED RoHS COMPLIANT CE C8

Asymmetrical

LED COLOUR TEMPERATURE

2000K · 3000K · 6000K

OPTICS

C11

45°/35°

L01 45°/35° F019HZ

OUTER DIMENSIONS & ACCESSORIES

Unit:mm

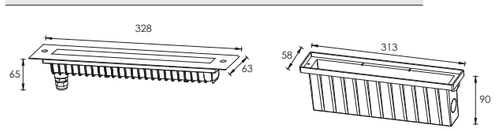

Mounting sleeve 077#

MATERIAL SPECIFICATIONS

HOUSING	12# Die-casting dark grey powder coated aluminum.T=60-80μm
FRONT COVER	Hard chromeplated stainless steel SUS 316L#
LIGHT WINDOW	Tempered frosted step glass.T=8mm
CABLE GLAND	IP68 PG-9 PA66
GLASS PRESSURE CAPACITY	Full area=3251kgs
GASKET	Molding shaped silicone seal
PCB	Excellent heat conduvtivity aluminum, coefficient of heat Conductivity≥2.0w/mk
LED DRIVER	Constant Voltage Input,Constant Current Output
OPERATING TEMPERATURE	-20˚C~40˚C
POWER CABLE	H05RN-F 2X1.0mm2 L=0.5m(low voltage) H05RN-F 3X1.0mm2 L=0.5m(high voltage)
MOUNTING SLEEVE	ABS 077#
DIMMABLE SUPPORT	Triac PWM 1-10V Dali

MOUNTING SLEEVE CHARACTERISTIC

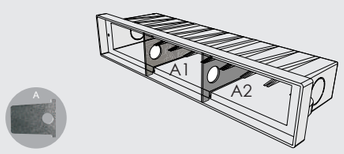

Low voltage type

Outside gear box for high voltage

•The above picture – the supporting plate "A1" and "A2" are used for preventing deformation of the sleeve during the construction installation process.
•Please remove the supporting plate "A1" and "A2" from the mounting sleeve before the lamp installation.

TECHNICAL DATA

ITEM	LIGHT SOURCE	LENS	LENS DEGREE(°)Θ1/2	WEIGHT (KG)	INPUT VOLTAGE(V)	OPERATING CURRENT(MA)	CONSUMPTION(W)	LUMINANCE(LM)	IK
C2FL0657	6×2W	C11	45°/35°	1.6	24V DC 120/240	24V = 550 120V = 100 240V = 57	24V = 13.2 120V = 11.8 240V = 12.1	Cool White = 875 Warm White = 570	08

PHOTOMETRIC CURVES



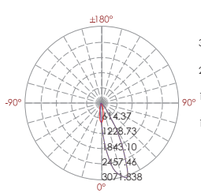

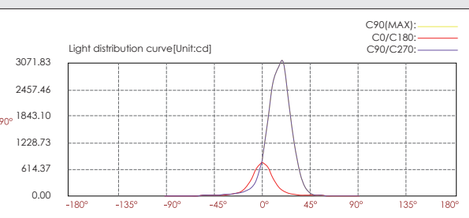

Lux distance cure

	Illuminance at a distance Center beam LUX	Beam width V	Beam width H
2m	195.42 LUX	0.9m	0.6m
4m	48.86 LUX	1.7m	1.3m
6m	21.71 LUX	2.6m	1.9m
8m	12.21 LUX	3.4m	2.5m
10m	7.82 LUX	4.3m	3.1m
12m	5.43 LUX	5.2m	3.8m

Ver.Spread:24.2 Horiz.Spread:17.8

TRIAC PWM 1-10V DALI IP67 OUTDOOR RATED RoHS COMPLIANT CE >3251kgs LOAD PRESSURE CAPACITY

Asymmetrical

LED COLOUR TEMPERATURE

2000K · 3000K · 6000K

OPTICS

C11

45°/35°

L01 45°/35° F019HZ

OUTER DIMENSIONS & ACCESSORIES

Unit:mm

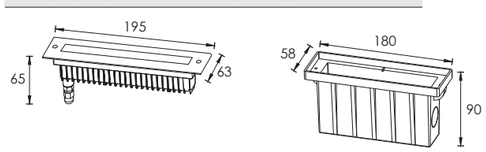

Mounting sleeve 076#

MATERIAL SPECIFICATIONS

HOUSING	12# Die-casting dark grey powder coated aluminum.T=60-80μm
FRONT COVER	Hard chromeplated stainless steel SUS 316L#
LIGHT WINDOW	Tempered frosted step glass.T=8mm
CABLE GLAND	IP68 PG-9 PA66
GLASS PRESSURE CAPACITY	Full area=3251kgs
GASKET	Molding shaped silicone seal
PCB	Excellent heat conduvtivity aluminum, coefficient of heat Conductivity≥2.0w/mk
LED DRIVER	Constant Voltage Input,Constant Current Output
OPERATING TEMPERATURE	-20˚C~40˚C
POWER CABLE	H05RN-F 2X1.0mm2 L=0.5m(low voltage) H05RN-F 3X1.0mm2 L=0.5m(high voltage)
MOUNTING SLEEVE	ABS 076#
DIMMABLE SUPPORT	Triac PWM 1-10V Dali

MOUNTING SLEEVE CHARACTERISTIC

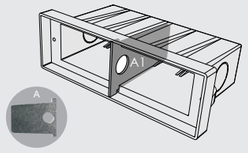

Low voltage type

Outside gear box for high voltage

•The above picture – the supporting plate "A1" and "A2" are used for preventing deformation of the sleeve during the construction installation process.
•Please remove the supporting plate "A1" and "A2" from the mounting sleeve before the lamp installation.

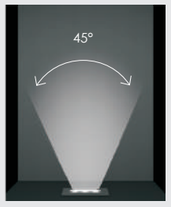

TECHNICAL DATA

ITEM	LIGHT SOURCE	LENS	LENS DEGREE(°)Θ1/2	WEIGHT (KG)	INPUT VOLTAGE(V)	OPERATING CURRENT(MA)	CONSUMPTION(W)	LUMINANCE(LM)	IK
C2FL0357	3×2W	C11	45°/35°	0.9	24V DC 120/240	24V = 240 120V = 89 240V = 46	24V = 5.7 120V = 6 240V = 5.7	Cool White = 340 Warm White = 285	08

PHOTOMETRIC CURVES

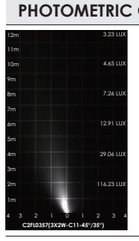

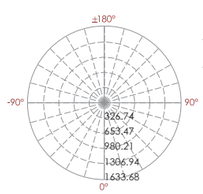

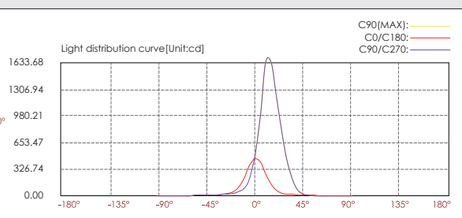

Lux distance cure

	Illuminance at a distance Center beam LUX	Beam width V	Beam width H
2m	116.23 LUX	0.7m	0.6m
4m	29.06 LUX	1.5m	1.3m
6m	12.91 LUX	2.2m	1.9m
8m	7.26 LUX	3.0m	2.5m
10m	4.65 LUX	3.7m	3.1m
12m	3.23 LUX	4.5m	3.8m

Ver.Spread:21.2 Horiz.Spread:17.8

TRIAC PWM 1-10V DALI IP67 OUTDOOR RATED RoHS COMPLIANT CE >3251kgs LOAD PRESSURE CAPACITY

Symmetrical

LED COLOUR TEMPERATURE

2000K · 3000K · 6000K

OPTICS



OUTER DIMENSIONS & ACCESSORIES

Unit:mm

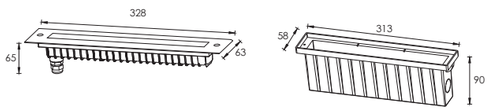

Mounting sleeve 077#

MATERIAL SPECIFICATIONS

HOUSING	12# Die-casting dark grey powder coated aluminum.T=60-80μm
FRONT COVER	Hard chrome-plated stainless steel SUS 316L#
LIGHT WINDOW	Tempered frosted step glass.T=8mm
CABLE GLAND	IP68 PG-9 PA66
GLASS PRESSURE CAPACITY	Full area=3251kgs
GASKET	Molding shaped silicone seal
PCB	Excellent heat conduvtivity aluminum, coefficient of heat Conductivity≥2.0w/mk
LED DRIVER	Constant Voltage Input,Constant Current Output
LED	OSRAM or NICHIA
OPERATING TEMPERATURE	-20˚C~40˚C
POWER CABLE	H05RN-F 2X1.0mm2 L=0.5m(low voltage) H05RN-F 3X1.0mm2 L=0.5m(high voltage)
MOUNTING SLEEVE	ABS 077#
DIMMABLE SUPPORT	Triac PWM 1-10V Dali

MOUNTING SLEEVE CHARACTERISTIC

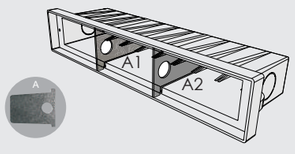

Low voltage type

Outside gear box for high voltage

•The above picture – the supporting plate "A1" and "A2" are used for preventing deformation of the sleeve during the construction installation process.
•Please remove the supporting plate "A1" and "A2" from the mounting sleeve before the lamp installation.

TECHNICAL DATA

ITEM	LIGHT SOURCE	LENS	LENS DEGREE(°)Θ1/2	WEIGHT (KG)	INPUT VOLTAGE(V)	OPERATING CURRENT(MA)	CONSUMPTION(W)	LUMINANCE(LM)	IK
B2FL0657	6×2W	B27	25°	1.6	24V DC 120/240	24V = 550 120V = 100 240V = 57	24V = 13.2 120V = 11.8 240V = 12.1	Cool White = 1100 Warm White = 733	08

PHOTOMETRIC CURVES



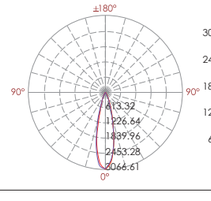

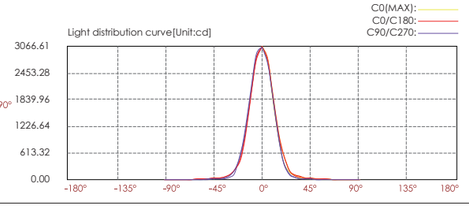

Lux distance cure

Illuminance at a distance

	Center beam LUX	Beam width V	Beam width H
2m	766.65 LUX	0.9m	0.9m
4m	191.66 LUX	1.8m	1.8m
6m	85.18 LUX	2.7m	2.6m
8m	47.92 LUX	3.6m	3.5m
10m	30.67 LUX	4.5m	4.4m
12m	21.30 LUX	5.4m	5.3m

Ver.Spread:25.3 Horiz.Spread:24.8

TRIAC PWM 1-10V DALI IP67 OUTDOOR RATED RoHS COMPLIANT CE >3251kgs LOAD PRESSURE CAPACITY

Symmetrical

LED COLOUR TEMPERATURE

2000K · 3000K · 6000K

OPTICS



OUTER DIMENSIONS & ACCESSORIES

Unit:mm

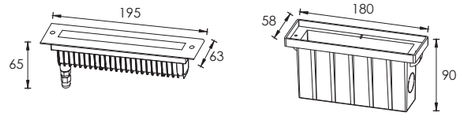

Mounting sleeve 076#

MATERIAL SPECIFICATIONS

HOUSING	12# Die-casting dark grey powder coated aluminum.T=60-80μm
FRONT COVER	Hard chromeplated stainless steel SUS 316L#
LIGHT WINDOW	Tempered frosted step glass.T=8mm
CABLE GLAND	IP68 PG-9 PA66
GLASS PRESSURE CAPACITY	Full area=3251kgs
GASKET	Molding shaped silicone seal
PCB	Excellent heat conduvtivity aluminum, coefficient of heat Conductivity≥2.0w/mk
LED DRIVER	Constant Voltage Input,Constant Current Output
LED	OSRAM or NICHIA
OPERATING TEMPERATURE	-20˚C~40˚C
POWER CABLE	H05RN-F 2X1.0mm2 L=0.5m(low voltage) H05RN-F 3X1.0mm2 L=0.5m(high voltage)
MOUNTING SLEEVE	ABS 076#
DIMMABLE SUPPORT	Triac PWM 1-10V Dali

MOUNTING SLEEVE CHARACTERISTIC

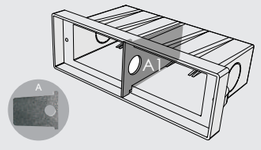

•The above picture – the supporting plate "A1" and "A2" are used for preventing deformation of the sleeve during the construction installation process.
•Please remove the supporting plate "A1" and "A2" from the mounting sleeve before the lamp installation.

TECHNICAL DATA

ITEM	LIGHT SOURCE	LENS	LENS DEGREE(°)Θ1/2	WEIGHT (KG)	INPUT VOLTAGE(V)	OPERATING CURRENT(MA)	CONSUMPTION(W)	LUMINANCE(LM)	IK
B2FL0357	3×2W	B27	25°	0.9	24V DC 120/240	24V = 240 120V = 89 240V = 46	24V = 5.7 120V = 6 240V = 5.7	Cool White = 508 Warm White = 333	08

PHOTOMETRIC CURVES



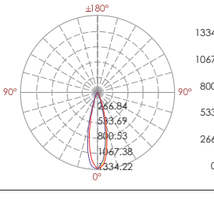

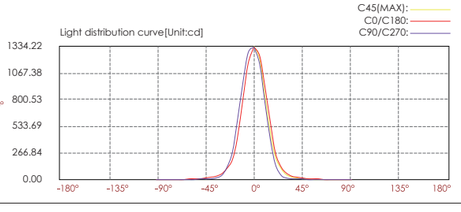

Lux distance cure

Illuminance at a distance

	Center beam LUX	Beam width V	Beam width H
2m	332.07 LUX	0.9m	0.9m
4m	83.02 LUX	1.8m	1.8m
6m	36.90 LUX	2.7m	2.7m
8m	20.75 LUX	3.6m	3.6m
10m	13.28 LUX	4.5m	4.5m
12m	9.22 LUX	5.4m	5.4m

Ver.Spread:25.6 Horiz.Spread:25.6

TRIAC PWM 1-10V DALI IP67 OUTDOOR RATED RoHS COMPLIANT CE >3251kgs LOAD PRESSURE CAPACITY

Symmetrical

LED COLOUR TEMPERATURE

3000K · 6000K

OUTER DIMENSIONS & ACCESSORIES

Unit:mm

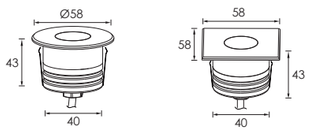

B2XAR0154 B2XAS0154

OPTIONAL HONEYCOMB LOUVER

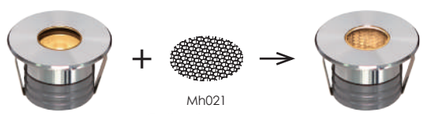

Mh021
Optional Accessory
Honeycomb_Louver

OPTICS

B34D

30°
L0130F023YH

MATERIAL SPECIFICATIONS

HOUSING	12# Die-casting dark grey powder coated aluminum T=60-80μm.Adhesion of ISO class 1/ASTM class 4B
FRONT RING	Hard chromeplated stainless steel SUS 316#
LIGHT WINDOW	Tempered frosted step glass.T=7mm
LED	NICHIA
GLASS PRESSURE CAPACITY	Full area=1106kgs
OPERATING TEMPERATURE	-20˚C~40˚C
POWER CABLE	H05RN-F 2X1.0mm2 L=0.5m
DIMMABLE SUPPORT	Triac PWM 1-10V Dali

INSTALLATION DIAGRAM

A:Minimum space for external driver is 48mm

IMPRESSION DRAWING OF LENS B34D

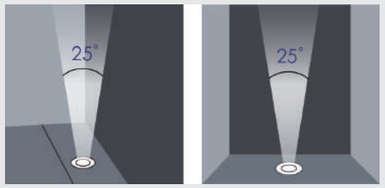

TECHNICAL DATA

ITEM	LIGHT SOURCE	LENS	LENS DEGREE(°)Θ1/2	INPUT VOLTAGE(V)	OPERATING CURRENT(MA)	CONSUMPTION(W)	LUMINANCE(LM)	IK
B2XAR0154	1×2W Single color	B34D	25°	24V DC	100	2.4	Cool White = 130 Warm White = 110	08
B2XAS0154	1×2W Single color	B34D	25°	24V DC	100	2.4	Cool White = 130 Warm White = 110	08

PHOTOMETRIC CURVES

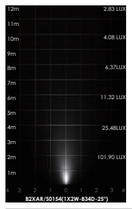

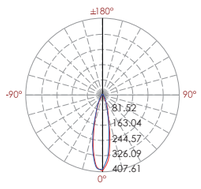

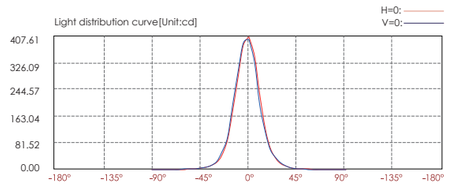

Lux distance cure

Illuminance at a distance		Beam width V	Beam width H
Center beam LUX			
2m	101.90LUX	0.9m	0.9m
4m	25.48 LUX	1.8m	1.8m
6m	11.32 LUX	2.7m	2.6m
8m	6.37LUX	3.6m	3.5m
10m	4.08LUX	4.5m	4.4m
12m	2.83 LUX	5.4m	5.3m

Ver.Spread:25.3 Horiz.Spread:24.7

TRIAC PWM 1-10V DALI IP67 OUTDOOR RATED RoHS CE >110kgs

Asymmetrical

LED COLOUR TEMPERATURE

3000K · 6000K

OPTICS

C9

45°/35°
L01 45°/35° F023YH

OUTER DIMENSIONS & ACCESSORIES

Unit:mm

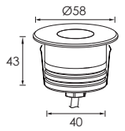

MATERIAL SPECIFICATIONS

HOUSING	12# Die-casting dark grey powder coated aluminum T=60-80μm.Adhesion of ISO class 1/ASTM class 4B
FRONT RING	Hard chromeplated stainless steel SUS 316#
LIGHT WINDOW	Tempered frosted step glass.T=7mm
LED	NICHIA
GLASS PRESSURE CAPACITY	Full area=1106kgs
OPERATING TEMPERATURE	-20˚C~40˚C
POWER CABLE	H05RN-F 2X1.0mm2 L=0.5m
DIMMABLE SUPPORT	Triac PWM 1-10V Dali

OPTIONAL HONEYCOMB LOUVER

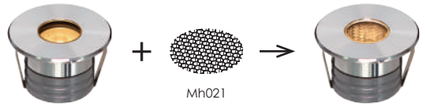

Mh021
Optional Accessory
Honeycomb_Louver

INSTALLATION DIAGRAM

A:Minimum space for external driver is 48mm

IMPRESSION DRAWING OF LENS C9

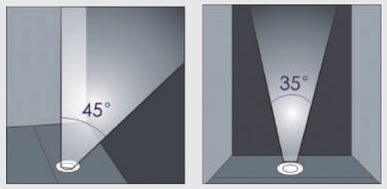

TECHNICAL DATA

ITEM	LIGHT SOURCE	LENS	LENS DEGREE(°)Θ1/2	INPUT VOLTAGE(V)	OPERATING CURRENT(MA)	CONSUMPTION(W)	LUMINANCE(LM)	IK
C2XAR0154	1×2W Single color	C9	45°/35°	24V DC	100	2.4	Cool White = 100 Warm White = 88	08

PHOTOMETRIC CURVES



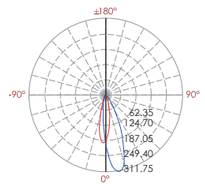

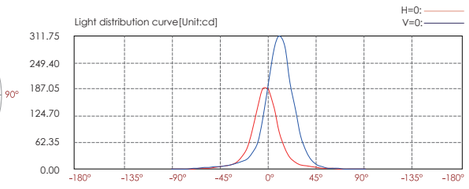

Lux distance cure

Illuminance at a distance		Beam width V	Beam width H
Center beam LUX			
2m	46.98LUX	0.9m	0.9m
4m	11.75LUX	1.7m	1.9m
6m	5.22LUX	2.6m	2.8m
8m	2.94LUX	3.4m	3.7m
10m	1.88LUX	4.3m	4.7m
12m	1.31 LUX	5.1m	5.6m

Ver.Spread:24.0 Horiz.Spread:26.2

TRIAC PWM 1-10V DALI IP67 OUTDOOR RATED RoHS CE >110kgs

Symmetrical



LED COLOUR TEMPERATURE

2000K · 3000K · 6000K

OUTER DIMENSIONS & ACCESSORIES

Unit:mm

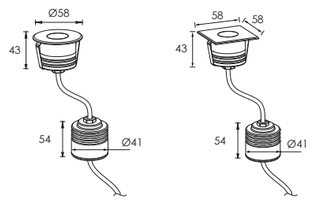

B2XAR0157 B2XAS0157

OPTIONAL HONEYCOMB LOUVER

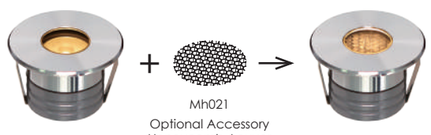

Mh021
Optional Accessory
Honeycomb_Louver

OPTICS

B33
(B33D/B33F)

9°(B33F)
L0109F023YH

15°
L0115D023YH

20°
L0120D023YH

30°
L0130D023YH

45°
L0145D023YH

MATERIAL SPECIFICATIONS

HOUSING	12# Die-casting dark grey powder coated aluminum T=60-80μm.Adhesion of ISO class 1/ASTM class 4B
FRONT RING	Hard chromeplated stainless steel SUS 316#
LIGHT WINDOW	Tempered frosted step glass.T=7mm
LED	OSRAM
GLASS PRESSURE CAPACITY	Full area=1106kgs
OPERATING TEMPERATURE	-20˚C~40˚C
POWER CABLE	H05RN-F 3X1.0mm2 L=0.5m
DIMMABLE SUPPORT	Triac PWM 1-10V Dali

INSTALLATION DIAGRAM

A:Minimum space for external driver is 48mm
B:IP67 120V/240V/24V&RGB 24V external input driver

IMPRESSION DRAWING OF LENS B33D

TECHNICAL DATA

ITEM	LIGHT SOURCE	LENS	LENS DEGREE(°)Θ1/2	INPUT VOLTAGE(V)	OPERATING CURRENT(MA)	CONSUMPTION(W)	LUMINANCE(LM)	IK
B2XAR0157	1×2W Single color	B33D	20°	24V DC 120/240	24V = 88 120V = 46 240V = 29	24V = 2.6 120V = 3.2 240V = 3.1	Cool White = 130 Warm White = 110	08
B2XAS0157	1×2W Single color	B33D	20°	24V DC 120/240	24V = 88 120V = 46 240V = 29	24V = 2.6 120V = 3.2 240V = 3.1	Cool White = 130 Warm White = 110	08

PHOTOMETRIC CURVES



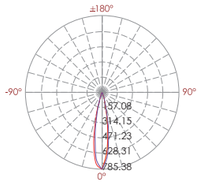

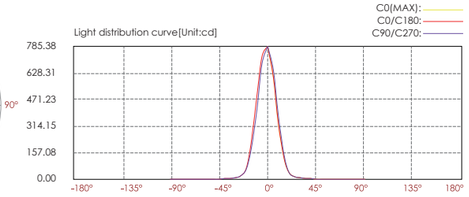

Lux distance cure

	Illuminance at a distance Center beam LUX	Beam width V	Beam width H
2m	196.35 LUX	0.7m	0.7m
4m	49.09 LUX	1.4m	1.5m
6m	21.82 LUX	2.1m	2.2m
8m	12.27 LUX	2.8m	2.9m
10m	7.85 LUX	3.5m	3.6m
12m	5.45 LUX	4.3m	4.4m

Ver.Spread:20.1 Horiz.Spread:20.6

TRIAC PWM 1-10V DALI IP67 OUTDOOR RATED RoHS CE >110kgs

Asymmetrical

LED COLOUR TEMPERATURE

3000K · 6000K

OPTICS

C9

45°
35°
L01 45°/35° F023YH

OUTER DIMENSIONS & ACCESSORIES

Unit:mm

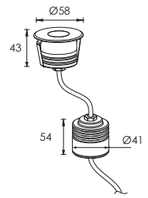

MATERIAL SPECIFICATIONS

HOUSING	12# Die-casting dark grey powder coated aluminum T=60-80μm.Adhesion of ISO class 1/ASTM class 4B
FRONT RING	Hard chromeplated stainless steel SUS 316#
LIGHT WINDOW	Tempered frosted step glass.T=7mm
LED	OSRAM
GLASS PRESSURE CAPACITY	Full area=1106kgs
OPERATING TEMPERATURE	-20˚C~40˚C
POWER CABLE	H05RN-F 3X1.0mm2 L=0.5m
DIMMABLE SUPPORT	Triac PWM 1-10V Dali

OPTIONAL HONEYCOMB LOUVER

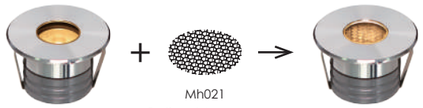

Mh021
Optional Accessory
Honeycomb_Louver

INSTALLATION DIAGRAM

A:Minimum space for external driver is 48mm
B:IP67 120V/240V/24V&RGB 24V external input driver

IMPRESSION DRAWING OF LENS C9

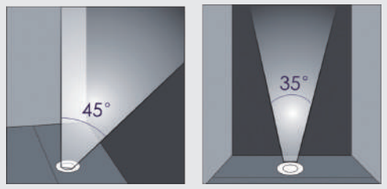

TECHNICAL DATA

ITEM	LIGHT SOURCE	LENS	LENS DEGREE(°)Θ1/2	INPUT VOLTAGE(V)	OPERATING CURRENT(MA)	CONSUMPTION(W)	LUMINANCE(LM)	IK
C2XAR0157	1×2W Single color	C9	45° / 35°	24V DC 120/240	24V = 88 120V = 46 240V = 29	24V = 2.6 120V = 3.2 240V = 3.1	Cool White = 130 Warm White = 113	08

PHOTOMETRIC CURVES



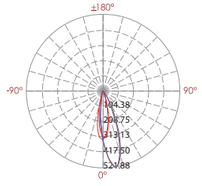

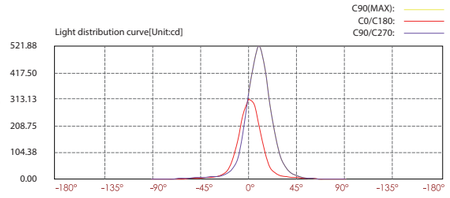

Lux distance cure

	Illuminance at a distance Center beam LUX	Beam width V	Beam width H
2m	78.46 LUX	0.8m	0.8m
4m	19.61 LUX	1.7m	1.5m
6m	8.72 LUX	2.5m	2.3m
8m	4.90 LUX	3.3m	3.0m
10m	3.14 LUX	4.1m	3.8m
12m	2.18LUX	5.0m	4.5m

Ver.Spread:23.4 Horiz.Spread:21.5

TRIAC PWM 1-10V DALI IP67 OUTDOOR RATED RoHS CE >110kgs

Symmetrical



LED COLOUR TEMPERATURE

2000K · 3000K · 6000K

INSTALLATION DIAGRAM

High Valtage

Low Valtage

A:Minimum space for external driver is 48mm
B:External IP67 water-proof box for driver of high voltage · RGB · RGBW type

OPTICS

FB03

9°
F03B33F09

15°
F03B33D15

20°
F03B33D20

30°
F03B33D30

45°
F03B33D45

MATERIAL SPECIFICATIONS

HOUSING	12# Die-casting dark grey powder coated aluminum T=60-80μm.Adhesion of ISO class 1/ASTM class 4B
FRONT RING	Hard chromeplated stainless steel SUS 316L#
LIGHT WINDOW	Tempered frosted step glass.T=8mm
LED	OSRAM
GLASS PRESSURE CAPACITY	Full area=3370kgs
OPERATING TEMPERATURE	-20˚C~40˚C
POWER CABLE	H05RN-F 2X1.0mm2 L=0.5m(low voltage) H05RN-F 3X1.0mm2 L=0.5m(high voltage)
DIMMABLE SUPPORT	Triac PWM 1-10V Dali

OUTER DIMENSIONS & ACCESSORIES

Unit:mm

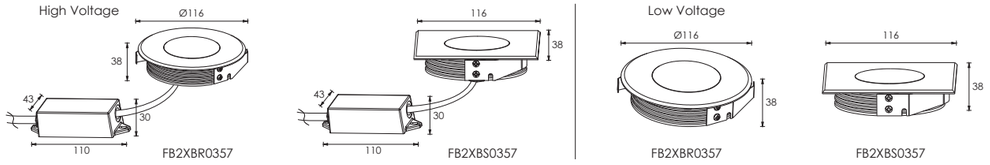

TECHNICAL DATA

ITEM	LIGHT SOURCE	LENS	LENS DEGREE(°)Θ1/2	INPUT VOLTAGE(V)	OPERATING CURRENT(MA)	CONSUMPTION(W)	LUMINANCE(LM)	IK
FB2XBR0357	3×2W Single color	FB03	20°	24V DC 120/240	24V = 220 120V = 47 240V = 25	24V = 5.3 120V = 5.6 240V = 5.7	Cool White = 452 Warm White = 388	08
FB2XBS0357	3×2W Single color	FB03	20°	24V DC 120/240	24V = 220 120V = 47 240V = 25	24V = 5.3 120V = 5.6 240V = 5.7	Cool White = 452 Warm White = 388	08

PHOTOMETRIC CURVES



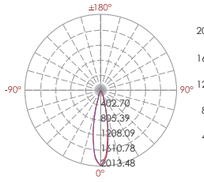

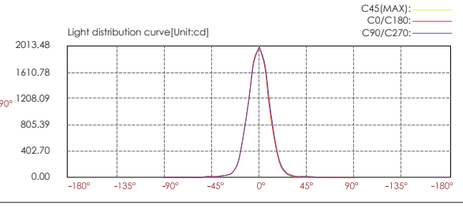

Lux distance cure

Illuminance at a distance

	Center beam LUX	Beam width V	Beam width H
2m	500.77 LUX	0.8m	0.8m
4m	125.19 LUX	1.6m	1.5m
6m	55.64 LUX	2.4m	2.3m
8m	31.30 LUX	3.2m	3.1m
10m	20.03 LUX	4.0m	3.8m
12m	13.91 LUX	4.7m	4.6m

Ver.Spread:22.4 Horiz.Spread:21.8

TRIAC PWM 1-10V DALI IP67 OUTDOOR RATED RoHS COMPLIANT CE >3370kgs

Asymmetrical

LED COLOUR TEMPERATURE

2000K · 3000K · 6000K

OPTICS

FC02

45°/35°
F03C10 45°/35°

IMPRESSION DRAWING OF LENS FC02

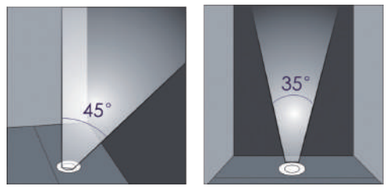

MATERIAL SPECIFICATIONS

HOUSING	12# Die-casting dark grey powder coated aluminum T=60-80μm.Adhesion of ISO class 1/ASTM class 4B
FRONT RING	Hard chromeplated stainless steel SUS 316L#
LIGHT WINDOW	Tempered frosted step glass.T=8mm
LED	OSRAM
GLASS PRESSURE CAPACITY	Full area=3370kgs
OPERATING TEMPERATURE	-20˚C~40˚C
POWER CABLE	H05RN-F 2X1.0mm2 L=0.5m(low voltage) H05RN-F 3X1.0mm2 L=0.5m(high voltage)
DIMMABLE SUPPORT	Triac PWM 1-10V Dali

INSTALLATION DIAGRAM

high valtage

low valtage

A:Minimum space for external driver is 48mm
B:IP67 120V/240V/24V&RGB 24V external input driver

OUTER DIMENSIONS & ACCESSORIES

Unit:mm

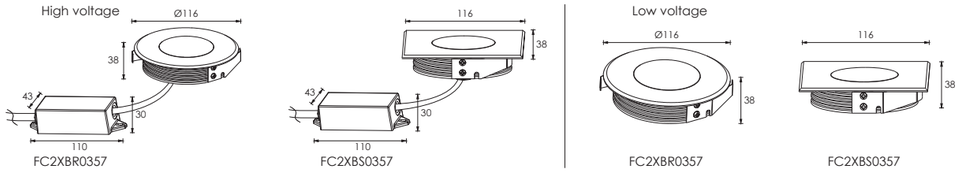

TECHNICAL DATA

ITEM	LIGHT SOURCE	LENS	LENS DEGREE(°)Θ1/2	INPUT VOLTAGE(V)	OPERATING CURRENT(MA)	CONSUMPTION(W)	LUMINANCE(LM)	IK
FC2XBR0357	3×2W Single color	FC02	45°/35°	24V DC 120/240	24V = 220 120V = 47 240V = 25	24V = 5.3 120V = 5.6 240V = 5.7	Cool White = 327 Warm White = 287	08
FC2XBS0357	3×2W Single color	FC02	45°/35°	24V DC 120/240	24V = 220 120V = 47 240V = 25	24V = 5.3 120V = 5.6 240V = 5.7	Cool White = 327 Warm White = 287	08

PHOTOMETRIC CURVES

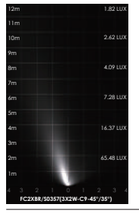

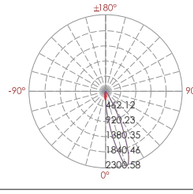

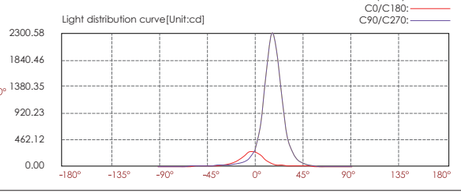

Lux distance cure

Illuminance at a distance

	Center beam LUX	Beam width V	Beam width H
2m	65.48 LUX	0.6m	0.5m
4m	16.37 LUX	1.2m	1.1m
6m	7.28 LUX	1.9m	1.6m
8m	4.09 LUX	2.5m	2.2m
10m	2.62 LUX	3.1m	2.7m
12m	1.82 LUX	3.7m	3.3m

Ver.Spread:17.6 Horiz.Spread:15.6

TRIAC PWM 1-10V DALI IP67 OUTDOOR RATED RoHS COMPLIANT CE >3370kgs

Symmetrical

LED COLOUR TEMPERATURE

2000K · 3000K · 6000K

OPTICS

FB06

9°
F06B33F09

15°
F06B33D15

20°
F06B33D20

30°
F06B33D30

45°
F06B33D45

MATERIAL SPECIFICATIONS

HOUSING	12# Die-casting dark grey powder coated aluminum T=60-80μm.Adhesion of ISO class 1/ASTM class 4B
FRONT RING	Hard chromeplated stainless steel SUS 316L#
LIGHT WINDOW	Tempered frosted step glass.T=8mm
LED	OSRAM
GLASS PRESSURE CAPACITY	Full area=3370kgs
OPERATING TEMPERATURE	-20˚C~40˚C
POWER CABLE	H05RN-F 2X1.0mm2 L=0.5m(low voltage) H05RN-F 3X1.0mm2 L=0.5m(high voltage)
DIMMABLE SUPPORT	Triac PWM 1-10V Dali

OUTER DIMENSIONS & ACCESSORIES

Unit:mm

High Voltage

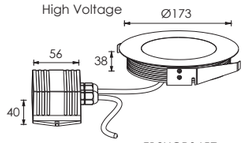

FB2XCR0657

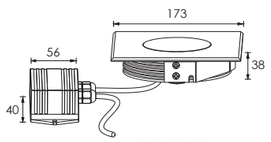

FB2XCS0657

Low Voltage

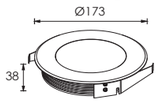

FB2XCR0657

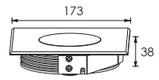

FB2XCS0657

TECHNICAL DATA

ITEM	LIGHT SOURCE	LENS	LENS DEGREE(°)Θ1/2	INPUT VOLTAGE(V)	OPERATING CURRENT(MA)	CONSUMPTION(W)	LUMINANCE(LM)	IK
FB2XCR0657	6×2W Single color	FB06	20°	24V DC 120/240	24V = 541 120V = 111 240V = 64	24V = 13 120V = 13.5 240V = 13.7	Cool White = 956 Warm White = 783	08
FB2XCS0657	6×2W Single color	FB06	20°	24V DC 120/240	24V = 541 120V = 111 240V = 64	24V = 13 120V = 13.5 240V = 13.7	Cool White = 956 Warm White = 783	08

PHOTOMETRIC CURVES



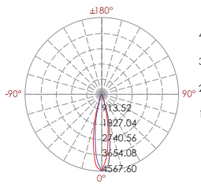

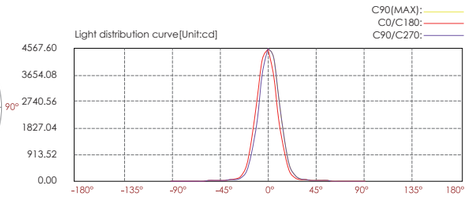

Lux distance cure

	Center beam LUX	Beam width V	Beam width H
2m	1133.51 LUX	0.8m	0.8m
4m	283.38 LUX	1.5m	1.5m
6m	125.95 LUX	2.3m	2.3m
8m	70.84 LUX	3.0m	3.0m
10m	45.34 LUX	3.8m	3.8m
12m	31.49 LUX	4.5m	4.5m

Ver.Spread:21.4 Horiz.Spread:21.3

TRIAC PWM 1-10V DALI IP67 OUTDOOR RATED RoHS CE >3370kgs

INSTALLATION DIAGRAM

High Voltage

Low Voltage

A: Minimum space for external driver is 48mm
B: External IP67 water-proof box for driver of high voltage type

Asymmetrical

LED COLOUR TEMPERATURE

2000K · 3000K · 6000K

OPTICS

FC04

45°/35°

F06C10 45°/35°

MATERIAL SPECIFICATIONS

HOUSING	12# Die-casting dark grey powder coated aluminum T=60-80μm.Adhesion of ISO class 1/ASTM class 4B
FRONT RING	Hard chromeplated stainless steel SUS 316L#
LIGHT WINDOW	Tempered frosted step glass.T=8mm
LED	OSRAM
GLASS PRESSURE CAPACITY	Full area=3370kgs
OPERATING TEMPERATURE	-20˚C~40˚C
POWER CABLE	H05RN-F 2X1.0mm2 L=0.5m(low voltage) H05RN-F 3X1.0mm2 L=0.5m(high voltage)
DIMMABLE SUPPORT	Triac PWM 1-10V Dali

OUTER DIMENSIONS & ACCESSORIES

Unit:mm

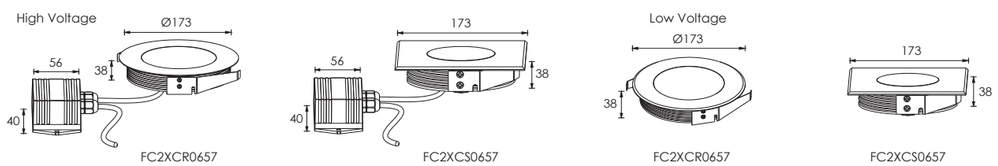

TECHNICAL DATA

ITEM	LIGHT SOURCE	LENS	LENS DEGREE(°)Θ1/2	INPUT VOLTAGE(V)	OPERATING CURRENT(MA)	CONSUMPTION(W)	LUMINANCE(LM)	IK
FC2XCR0657	6×2W Single color	FC04	45°/35°	24V DC 120/240	24V = 541 120V = 111 240V = 64	24V = 13 120V = 13.5 240V = 13.7	Cool White = 753 Warm White = 613	08
FC2XCS0657	6×2W Single color	FC04	45°/35°	24V DC 120/240	24V = 541 120V = 111 240V = 64	24V = 13 120V = 13.5 240V = 13.7	Cool White = 757 Warm White = 613	08

PHOTOMETRIC CURVES

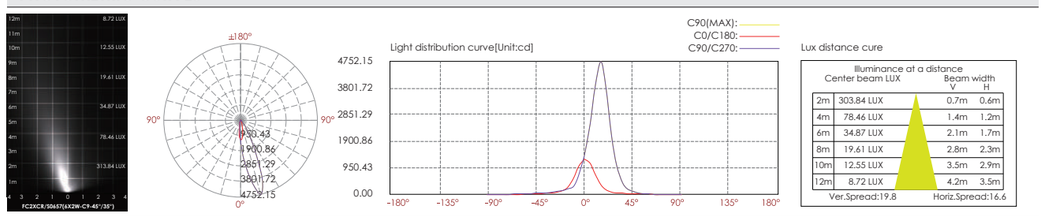

TRIAC PWM 1-10V DALI IP67 OUTDOOR RATED RoHS CE >3370kgs

IMPRESSION DRAWING OF LENS FC04

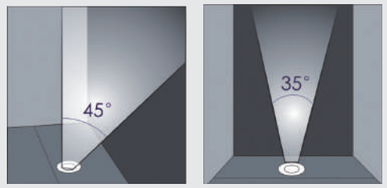

INSTALLATION DIAGRAM

High Voltage

Low Voltage

A: Minimum space for external driver is 48mm
B: External IP67 water-proof box for driver of high voltage type

LED COLOUR TEMPERATURE

2000K · 3000K · 6000K

OPTICS

OUTER DIMENSIONS & ACCESSORIES

Unit:mm

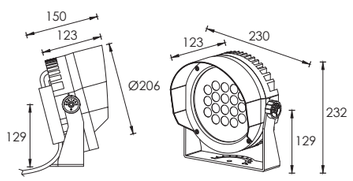

MATERIAL SPECIFICATIONS

HOUSING	12# Die-casting dark grey powder coated aluminum. T=60-80μm.Adhesion of ISO class 1/ASTM class 4B
LIGHT WINDOW	Tempered glass.T=4mm
CABLE GLAND	Copper and nickel coated
LENS	Optical lens,efficiency≥85%
LED	OSRAM
BRACKET	Powder coated aluminum.T=2.5mm
OPERATING TEMPERATURE	-20˚C~40˚C
POWER CABLE	H05RN-F 2X1.0mm2 L=2.0m(low voltage) H05RN-F 3X1.0mm2 L=2.0m(high voltage)
DIMMABLE SUPPORT	Triac PWM 1-10V Dali

HOUSING COLOR OPTION

Basic

Sanded Dark Grey
KAP 7037

Secondary

Silver Grey
KAP 9022

Sanded Black
RAL9005

Heat radiation structure

High Precision Gear
Vertical Rotation System

TECHNICAL DATA

ITEM	LIGHT SOURCE	LENS	LENS DEGREE(°)Θ1/2	INPUT VOLTAGE(V)	OPERATING CURRENT(MA)	CONSUMPTION(W)	LUMINANCE(LM)	IK
B3BB1857	18×2W	B13	20°	24V DC 120/240	24V = 1500 120V = 320 240V = 155	24V = 36 120V = 35 240V = 35	Cool White = 2529 Warm White = 1927	09

PHOTOMETRIC CURVES



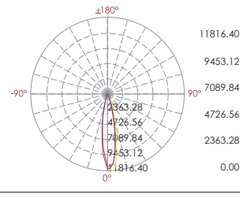

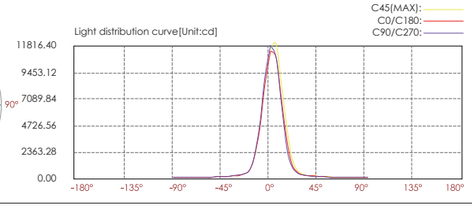

Lux distance cure

Illuminance at a distance

	Center beam LUX	Beam width V	Beam width H
2m	2940.21 LUX	0.7m	0.7m
4m	735.05 LUX	1.4m	1.4m
6m	326.69 LUX	2.1m	2.0m
8m	183.76 LUX	2.8m	2.7m
10m	117.61 LUX	3.5m	3.4m
12m	81.67 LUX	4.2m	4.1m

Ver.Spread:20.1 Horiz.Spread:19.3

TRIAC PWM 1-10V DALI IP66 OUTDOOR RATED RoHS COMPLIANT CE

LED COLOUR TEMPERATURE

2000K · 3000K · 6000K

OPTICS



OUTER DIMENSIONS & ACCESSORIES

Unit:mm

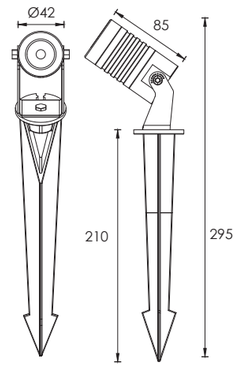

HOUSING COLOR OPTION

Basic

Sanded Dark Grey
KAP 7037

Secondary

Silver Resistant Paint
RAL 9006

Matt Black
RAL9005

MATERIAL SPECIFICATIONS

FRONT COVER&HOUSING	Aluminum anodized finshing or powder painting Optical lens,efficiency≥85%
LENS	Tempered glass.T=3mm
LIGHT WINDOW	Nickel coated copper
CABLE GLAND	Tooling shaped seal
GASKET	ORSAM
LED	Excellent heat conductivity aluminum,coefficient of
PCB	heat Conductivity≥2.0w/mk
LED DRIVER	Constant Voltage Input,Constant Current Output
OPERATING TEMPERATURE	-20˚C~40˚C
POWER CABLE	H05RN-F 2X1.0mm2 L=2.0m(low voltage) H05RN-F 3X1.0mm2 L=2.0m(high voltage)
DIMMABLE SUPPORT	Triac PWM 1-10V Dali

TECHNICAL DATA

ITEM	LIGHT SOURCE	LENS	LENS DEGREE(°)Θ1/2	INPUT VOLTAGE(V)	OPERATING CURRENT(MA)	CONSUMPTION(W)	LUMINANCE(LM)	IK
B3AB0157	1×2W	B33D	20°	24V DC 120/240	24V = 110 120V = 48 240V = 28	24V = 2.6 120V = 3 240V = 3.1	Cool White = 149 Warm White = 120	02

PHOTOMETRIC CURVES



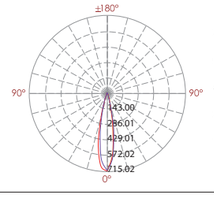

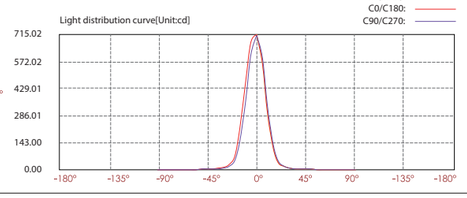

Lux distance cure

Illuminance at a distance

	Center beam LUX	Beam width V	Beam width H
2m	178.76 LUX	0.7m	0.7m
4m	44.69 LUX	1.4m	1.5m
6m	19.86 LUX	2.1m	2.2m
8m	11.17 LUX	2.8m	3.0m
10m	7.15 LUX	3.5m	3.7m
12m	4.97 LUX	4.2m	4.5m

Ver.Spread:19.8 Horiz.Spread:21.2

TRIAC PWM 1-10V DALI IP66 OUTDOOR RATED RoHS COMPLIANT CE

LED COLOUR TEMPERATURE

2000K · 3000K · 6000K

OUTER DIMENSIONS & ACCESSORIES

Unit:mm

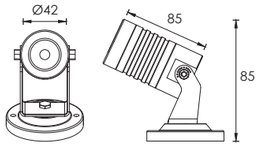

MATERIAL SPECIFICATIONS

FRONT COVER&HOUSING	Aluminum anodized finshing or powder painting Optical lens,efficiency≥85%
LENS	Tempered glass.T=3mm
LIGHT WINDOW	Nickel coated copper
CABLE GLAND	Tooling shaped seal
GASKET	ORSAM
LED	Excellent heat conductivity aluminum,coefficient of
PCB	heat Conductivity≥2.0w/mk
LED DRIVER	Constant Voltage Input,Constant Current Output
OPERATING TEMPERATURE	-20˚C~40˚C
POWER CABLE	H05RN-F 2X1.0mm2 L=2.0m(low voltage) H05RN-F 3X1.0mm2 L=2.0m(high voltage)
DIMMABLE SUPPORT	Triac PWM 1-10V Dali

HOUSING COLOR OPTION

Basic	Secondary	
Sanded Dark Grey KAP 7037	Silver Resistant Paint RAL 9006	Matt Black RAL9005

OPTICS

B33 (B33D/B33F)

9°(B33F) L0109F023YH

15° L0115D023YH

20° L0120D023YH

30° L0130D023YH

45° L0145D023YH

TECHNICAL DATA

ITEM	LIGHT SOURCE	LENS	LENS DEGREE(°)Θ1/2	INPUT VOLTAGE(V)	OPERATING CURRENT(MA)	CONSUMPTION(W)	LUMINANCE(LM)	IK
B3AM0157	1×2W	B33D	20°	24V DC 120/240	24V = 110 120V = 48 240V = 28	24V = 2.6 120V = 3 240V = 3.1	Cool White = 149 Warm White = 120	02

PHOTOMETRIC CURVES

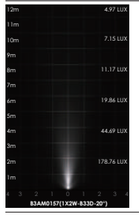

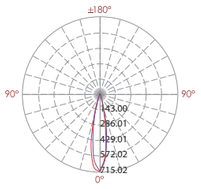

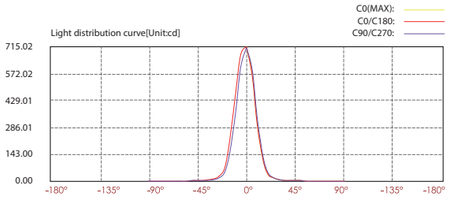

Lux distance cure

Illuminance at a distance

	Center beam LUX	Beam width V	Beam width H
2m	178.76 LUX	0.7m	0.7m
4m	44.69 LUX	1.4m	1.5m
6m	19.86 LUX	2.1m	2.2m
8m	11.17 LUX	2.8m	3.0m
10m	7.15 LUX	3.5m	3.7m
12m	4.97 LUX	4.2m	4.5m

Ver.Spread:19.8 Horiz.Spread:21.2

TRIAC PWM 1-10V DALI IP66 OUTDOOR RATED RoHS CE

OUTER DIMENSIONS & ACCESSORIES

Unit:mm

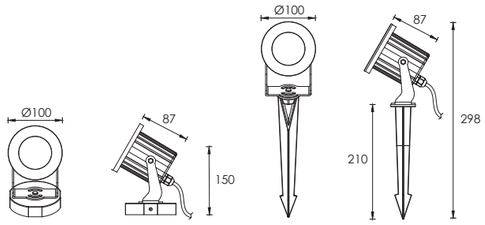

D3FUM0110 D3FUB0110

MATERIAL SPECIFICATIONS

HOUSING	12# Die-casting dark grey powder coated aluminum. T=60-80μm.Adhesion of ISO class 1/ASTM class 4B
LIGHT WINDOW	Tempered glass.T=3mm
CABLE GLAND	IP-68 PG-9 PA66
FRONT COVER	Hard chrome-plated stainless steel SUS 316L#
BRACKET	Powder coated aluminum
GASKET	Tooling shaped seal
POWER CABLE	H05RN-F 3X1.0mm2 L=2.0m(high voltage)
MOUNTING BASE	Powder coated die-casting aluminum

HOUSING COLOR OPTION

Basic	Secondary
Sanded Dark Grey KAP 7037	Sanded Black RAL9005

LIGHTING SOURCES OPTION

GU-10 Pin Halogen Lamp

- 50W maximum power limit
- Input voltage is according to halogen lamp spec.

GU-10 Pin LED Lamp

- Maximum power limit is according to GU10 pin spec.
- Input voltage is according to GU10 pin spec.

IP66 OUTDOOR RATED RoHS CE

LED COLOUR TEMPERATURE

3000K · 6000K

OUTER DIMENSIONS & ACCESSORIES

Unit:mm

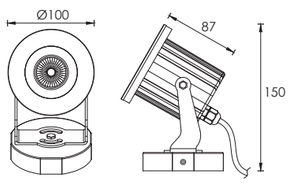

MATERIAL SPECIFICATIONS

HOUSING	12# Die-casting dark grey powder coated aluminum. T=60-80μm.Adhesion of ISO class 1/ASTM class 4B
FRONT COVER	Hard chrome-plated Stainless steel (SUS 304#, 316# optional)
LIGHT WINDOW	Tempered glass.T=4mm
GASKET	Tooling shaped seal
LED	COB LED 6W
CABLE GLAND	IP-68 PG-9 PA66
BRACKET	Powder coated aluminum
REFLECTOR	Optical Reflector efficiency≥90%
POWER CABLE	H05RN-F 2X1.0mm2 L=2.0m(low voltage) H05RN-F 3X1.0mm2 L=2.0m(high voltage)
MOUNTING BASE	12# Die-casting dark grey powder coated aluminum

HOUSING COLOR OPTION

Basic	Secondary	
Sanded Dark Grey KAP 7037	Silver Grey KAP 9022	Matt Black RAL9005

OPTICS

R5

18°
R0118C044XL

25°
R0125C044XL

40°
R0140C044XL

TECHNICAL DATA

ITEM	LIGHT SOURCE	LENS	LENS DEGREE(°)Θ1/2	INPUT VOLTAGE(V)	OPERATING CURRENT(MA)	CONSUMPTION(W)	LUMINANCE(LM)	IK
R3FUM0126	1×6W	R5	40°	24V DC 120/240	24V = 270 120V = 65 240V = 37	24V = 6.5 120V = 7.7 240V = 7.8	Cool White = 758 Warm White = 662	04

PHOTOMETRIC CURVES



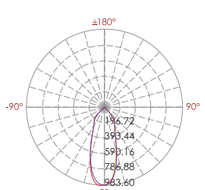

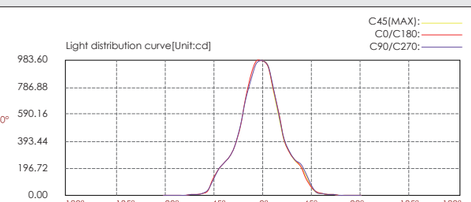

Lux distance cure

Illuminance at a distance		Beam width	
Center beam LUX		V	H
2m	245.24 LUX	1.4m	1.4m
4m	61.31 LUX	2.8m	2.8m
6m	27.25 LUX	4.1m	4.1m
8m	15.33 LUX	5.5m	5.5m
10m	9.81 LUX	6.9m	6.3m
12m	6.81 LUX	8.3m	8.3m
Ver.Spread:38.1		Horiz.Spread:38.0	

LED COLOUR TEMPERATURE

3000K · 6000K

OPTICS

R5

18°
R0118C044XL

25°
R0125C044XL

40°
R0140C044XL

OUTER DIMENSIONS & ACCESSORIES

Unit:mm

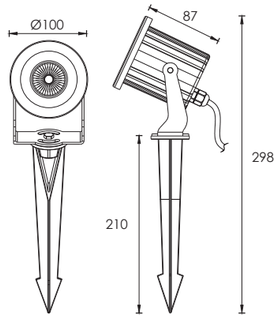

MATERIAL SPECIFICATIONS

HOUSING	12# Die-casting dark grey powder coated aluminum. T=60-80μm.Adhesion of ISO class 1/ASTM class 4B
FRONT COVER	Hard chrome-plated Stainless steel (SUS 304#,
LIGHT WINDOW	316# optional) Tempered glass.T=4mm
LED	COB LED 6W
CABLE GLAND	IP-68 PG-9 PA66
BRACKET	Powder coated aluminum
REFLECTOR	Optical Reflector efficiency≥90%
POWER CABLE	H05RN-F 2X1.0mm2 L=2.0m(low voltage) H05RN-F 3X1.0mm2 L=2.0m(high voltage)
SPIKE	ABS spike 5

HOUSING COLOR OPTION

Basic	Secondary	
Sanded Dark Grey KAP 7037	Silver Grey KAP 9022	Sanded Black RAL9005

TECHNICAL DATA

ITEM	LIGHT SOURCE	LENS	LENS DEGREE(°)Θ1/2	INPUT VOLTAGE(V)	OPERATING CURRENT(MA)	CONSUMPTION(W)	LUMINANCE(LM)	IK
R3FUB0126	1×6W	R5	40°	24V DC 120/240	24V = 270 120V = 65 240V = 37	24V = 6.5 120V = 7.7 240V = 7.8	Cool White = 758 Warm White = 662	04

PHOTOMETRIC CURVES



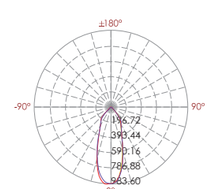

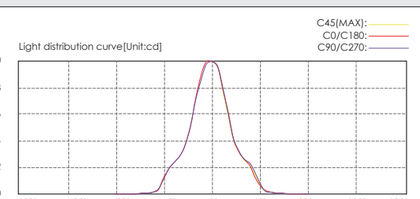

Lux distance cure

Illuminance at a distance		Beam width	
Center beam LUX		V	H
2m	245.24 LUX	1.4m	1.4m
4m	61.31 LUX	2.8m	2.8m
6m	27.25 LUX	4.1m	4.1m
8m	15.33 LUX	5.5m	5.5m
10m	9.81 LUX	6.9m	6.3m
12m	6.81 LUX	8.3m	8.3m
Ver.Spread:38.1		Horiz.Spread:38.0	

LED COLOUR TEMPERATURE

3000K · 6000K

OPTICS

B13

6°
L0106D023LK

13°
L0113D023LK

20°
L0120D023LK

30°
L0130D023LK

40°
L0140D023LK

B33
(B33D/B33F)

9°(B33F)
L0109F023YH

15°
L0115D023YH

20°
L0120D023YH

30°
L0130D023YH

45°
L0145D023YH

OUTER DIMENSIONS & ACCESSORIES

Unit:mm

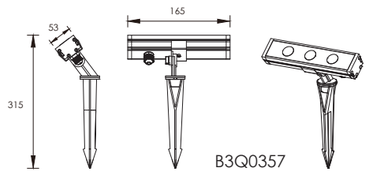

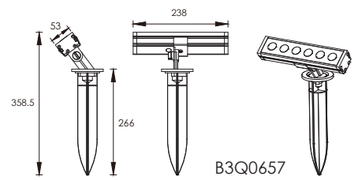

MATERIAL SPECIFICATIONS

HOUSING	12# Die-casting dark grey powder coated aluminum. T=60-80μm.Adhesion of ISO class 1/ASTM class 4B
GLASS	Tempered glass.T=3mm
CABLE GLAND	IP-68 PG-9 PA66
LENS	Band form effect
BRACKET	Powder coated stainess steel
POWER CABLE	H05RN-F 2X1.0mm2 L=2.0m
SPIKE	ABS spike 5d(B3Q0357) ABS spike 7b(B3Q0657)

HOUSING COLOR OPTION

Basic

Sanded Dark Grey
KAP 7037

Secondary

Silver Grey
KAP 9022

Sanded Black
RAL9005

TECHNICAL DATA

ITEM	LIGHT SOURCE	LENS	LENS DEGREE(°)Θ1/2	INPUT VOLTAGE(V)	OPERATING CURRENT(MA)	CONSUMPTION(W)	LUMINANCE(LM)	IK
B3Q0357	3×1.5W	B13	30°	24V DC	250	6	Cool White = 493 Warm White = 362	05
B3Q0657	6×1.5W	B33	20°	24V DC	416	10	Cool White = 900 Warm White = 815	05

TRIAC PWM 1-10V DALI IP66 OUTDOOR RATED RoHS CE

ADJUSTABLE BEAM DIRECTION

Approximately

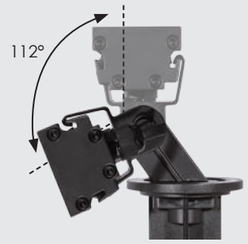

Approximately

PHOTOMETRIC CURVES

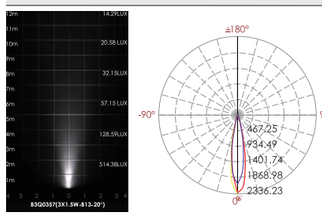

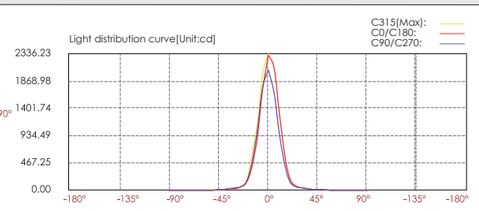

Lux distance cure

Illuminance at a distance

	Center beam LUX	Beam width V	Beam width H
2m	514.38 LUX	0.7m	0.6m
4m	128.59LUX	1.4m	1.2m
6m	57.15 LUX	2.0m	1.9m
8m	32.15LUX	2.7m	2.5m
10m	20.58 LUX	3.4m	3.1m
12m	14.29 LUX	4.1m	3.7m

Ver.Spread:19.4 Horiz.Spread:17.6

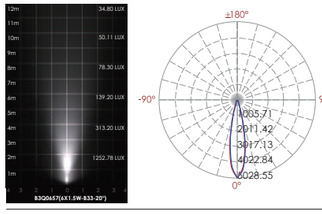

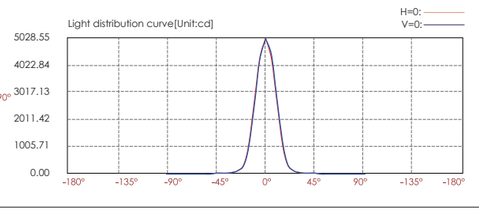

Lux distance cure

Illuminance at a distance

	Center beam LUX	Beam width V	Beam width H
2m	1252.78 LUX	0.8m	0.8m
4m	313.20 LUX	1.5m	1.5m
6m	139.20 LUX	2.3m	2.3m
8m	78.30 LUX	3.0m	3.0m
10m	50.11 LUX	3.8m	3.8m
12m	34.80 LUX	4.6m	4.6m

Ver.Spread:21.6 Horiz.Spread:21.5

LED COLOUR TEMPERATURE

3000K · 6000K

OPTICS

B14

30°
L0130D050KP

45°
L0145D050KP

OUTER DIMENSIONS & ACCESSORIES

Unit:mm

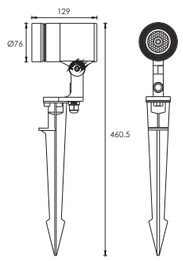

ADJUSTABLE BEAM DIRECTION

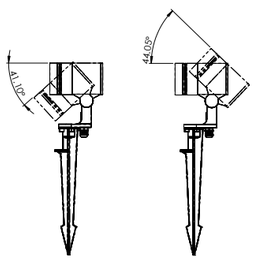

MATERIAL SPECIFICATIONS

HOUSING	12# Die-casting dark grey powder coated aluminum. T=60-80μm.Adhesion of ISO class 1/ASTM class 4B
LIGHT WINDOW	Tempered glass.T=4mm
LED DRIVER	Constant Voltage Input,Constant Current Output
LENS	Optical lens,efficiency≥85%
POWER CABLE	H05RN-F 2X1.0mm2 L=2.0m(low voltage) H05RN-F 3X1.0mm2 L=2.0m(high voltage)
OPERATING TEMPERATURE	-20˚C~40˚C
SPIKE	ABS spike 6b(M4)
DIMMABLE SUPPORT	Triac PWM 1-10V Dali

HOUSING COLOR OPTION

Basic

Sanded Dark Grey
KAP 7037

Secondary

Silver Grey
KAP 9022

Sanded Black
RAL9005

TECHNICAL DATA

ITEM	LIGHT SOURCE	LENS	LENS DEGREE(°)Θ1/2	INPUT VOLTAGE(V)	OPERATING CURRENT(MA)	CONSUMPTION(W)	LUMINANCE(LM)	IK
B3XBS0127	1×8W COB	B14	30°	24V DC 120/240	24V = 411 120V = 88 240V = 50	24V = 9.8 120V = 10.5 240V = 10.8	Cool White = 761 Warm White = 696	07

PHOTOMETRIC CURVES



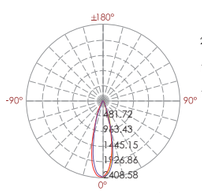

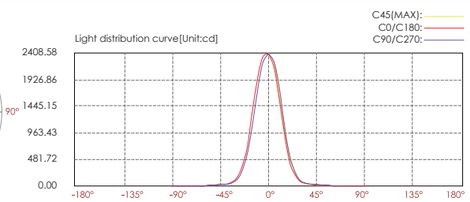

Lux distance cure

Illuminance at a distance		Beam width V	Beam width H
2m	598.47 LUX	1.0m	1.0m
4m	149.62 LUX	2.0m	2.0m
6m	66.50 LUX	3.0m	3.1m
8m	37.40 LUX	4.0m	4.1m
10m	23.94 LUX	4.9m	5.1m
12m	16.62 LUX	5.9m	6.1m

Ver.Spread:27.8 Horiz.Spread:28.6

TRIAC PWM 1-10V DALI IP66 OUTDOOR RATED RoHS COMPLIANT CE

LED COLOUR TEMPERATURE

3000K · 6000K

OPTICS

R8

15°
R0115C050XL

24°
R0124C050XL

38°
R0138C050XL

60°
R0160C050XL

OUTER DIMENSIONS & ACCESSORIES

Unit:mm

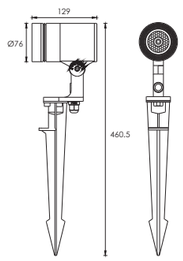

ADJUSTABLE BEAM DIRECTION

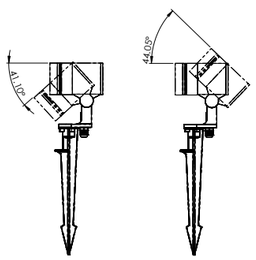

MATERIAL SPECIFICATIONS

HOUSING	12# Die-casting dark grey powder coated aluminum. T=60-80μm.Adhesion of ISO class 1/ASTM class 4B
LIGHT WINDOW	Tempered glass.T=4mm
LED DRIVER	Constant Voltage Input,Constant Current Output
REFLECTOR	Optical reflector,efficiency≥85%
POWER CABLE	H05RN-F 2X1.0mm2 L=2.0m(low voltage) H05RN-F 3X1.0mm2 L=2.0m(high voltage)
OPERATING TEMPERATURE	-20˚C~40˚C
SPIKE	ABS spike 6b(M4)

HOUSING COLOR OPTION

Basic

Sanded Dark Grey
KAP 7037

Secondary

Silver Grey
KAP 9022

Sanded Black
RAL9005

TECHNICAL DATA

ITEM	LIGHT SOURCE	LENS	LENS DEGREE(°)Θ1/2	INPUT VOLTAGE(V)	OPERATING CURRENT(MA)	CONSUMPTION(W)	LUMINANCE(LM)	IK
R3XBS0128	1×10W COB	R8	24°	24V DC 120/240	24V = 480 120V = 107 240V = 60	24V = 11.5 120V = 12.6 240V = 12.6	Cool White = 1050 Warm White = 956	07

PHOTOMETRIC CURVES



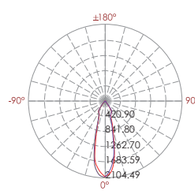

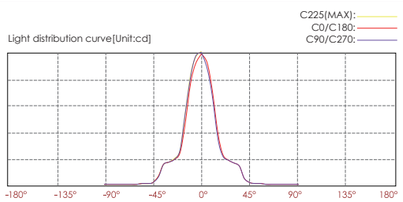

Lux distance cure

Illuminance at a distance		Beam width V	Beam width H
2m	517.89 LUX	1.0m	1.0m
4m	129.47 LUX	2.0m	2.0m
6m	57.54 LUX	3.0m	2.9m
8m	32.37 LUX	4.0m	3.9m
10m	20.72 LUX	5.0m	4.9m
12m	14.39 LUX	6.0m	5.9m

Ver.Spread:28.0 Horiz.Spread:27.5

IP66 OUTDOOR RATED RoHS COMPLIANT CE

LED COLOUR TEMPERATURE

3000K · 6000K

OPTICS

R3

25°
R0125C061HM

OUTER DIMENSIONS & ACCESSORIES

Unit:mm

MATERIAL SPECIFICATIONS

HOUSING	12# Die-casting dark grey powder coated aluminum. T=60-80μm.Adhesion of ISO class 1/ASTM class 4B
LED	NICHIA
LIGHT WINDOW	Tempered glass.T=4mm
CABLE GLAND	IP67 PG-9 Copper and nicket coated
GASKET	Molding shaped silicone double seal
PCB	Excellent heat conductivity aluminum,coefficient of heat conductivity≥90%
LED DRIVER	Constant current output
REFLECTOR	Optical Reflector efficiency≥90%
OPERATING TEMPERATURE	-20˚C~40˚C
SPIKE	ABS spike 7a
POWER CABLE	H05RN-F 2X1.0mm2 L=2.0m(low voltage) H05RN-F 3X1.0mm2 L=2.0m(high voltage)

ADJUSTABLE BEAM DIRECTION

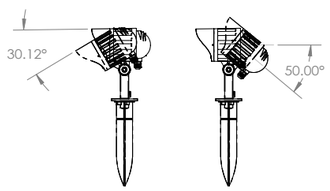

HOUSING COLOR OPTION

Basic

Sanded Dark Grey
KAP 7037

Secondary

Silver Grey
KAP 9022

Sanded Black
RAL9005

TECHNICAL DATA

ITEM	LIGHT SOURCE	REFLECTOR	LENS DEGREE(°)Θ1/2	INPUT VOLTAGE(V)	OPERATING CURRENT(MA)	CONSUMPTION(W)	LUMINANCE(LM)	IK
R3BQB0128S	1×10W COB	R3	25°	24V DC 120/240	24V = 411 120V = 88 240V = 48	24V = 9.8 120V = 10.5 240V = 10.5	Cool White = 685 Warm White = 674	05

PHOTOMETRIC CURVES



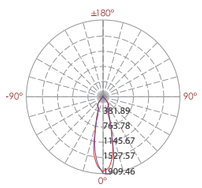

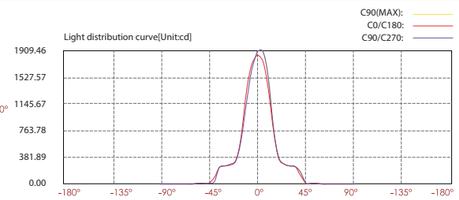

Lux distance cure

Illuminance at a distance

	Center beam LUX	Beam width V	Beam width H
2m	466.56 LUX	0.9m	0.9m
4m	116.64 LUX	1.8m	1.9m
6m	51.84 LUX	2.7m	2.8m
8m	29.16 LUX	3.7m	3.7m
10m	18.66 LUX	4.6m	4.6m
12m	12.96 LUX	5.5m	5.6m

Ver.Spread:25.8 Horiz.Spread:26.1

IP66 OUTDOOR RATED RoHS COMPLIANT CE

LED COLOUR TEMPERATURE

2000K · 3000K · 6000K

OPTICS

FB06

9°
F06B33F09

15°
F06B33D15

20°
F06B33D20

30°
F06B33D30

45°
F06B33D45

OUTER DIMENSIONS & ACCESSORIES

Unit:mm

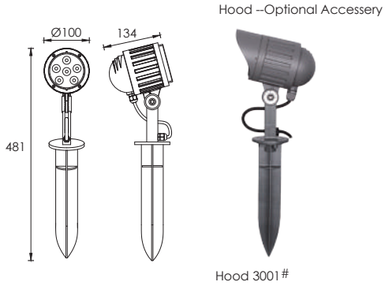

MATERIAL SPECIFICATIONS

HOUSING	12# Die-casting dark grey powder coated aluminum. T=60-80μm.Adhesion of ISO class 1/ASTM class 4B
LENS	All-in-one optical lens,efficiency≥85%
LIGHT WINDOW	Tempered glass.T=4mm
CABLE GLAND	IP67 PG-9 Copper and nicket coated
GASKET	Molding shaped silicone double seal
LED	OSRAM or NICHIA
PCB	Excellent heat conductivity aluminum,coefficient of heat Conductivity≥2.0w/mk
LED DRIVER	Constant Voltage Input,Constant Current Output
OPERATING TEMPERATURE	-20˚C~40˚C
POWER CABLE	H05RN-F 2X1.0mm2 L=2.0m(low voltage) H05RN-F 3X1.0mm2 L=2.0m(high voltage)
SPIKE	ABS spike 7a
BRACKET	Powder coated die-casting aluminum
DIMMABLE SUPPORT	Triac PWM 1-10V Dali

ADJUSTABLE BEAM DIRECTION

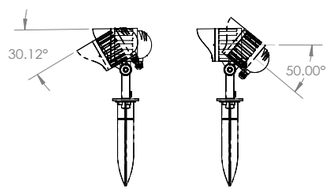

HOUSING COLOR OPTION

Basic

Sanded Dark Grey
KAP 7037

Secondary

Silver Grey
KAP 9022

Sanded Black
RAL9005

TECHNICAL DATA

ITEM	LIGHT SOURCE	LENS	LENS DEGREE(°)Θ1/2	INPUT VOLTAGE(V)	OPERATING CURRENT(MA)	CONSUMPTION(W)	LUMINANCE(LM)	IK
FB3BQB0657	6×1.5W	FB06	20°	24V DC 120/240	24V = 550 120V = 98 240V = 53	24V = 13.2 120V = 12 240V = 12	Cool White = 1004 Warm White = 775	05

PHOTOMETRIC CURVES



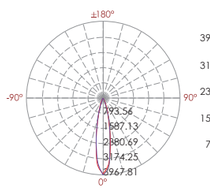

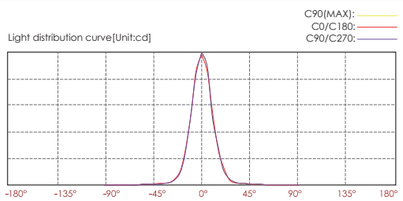

Lux distance cure

Illuminance at a distance

	Center beam LUX	Beam width V	Beam width H
2m	976.22 LUX	0.7m	0.8m
4m	244.06 LUX	1.5m	1.5m
6m	108.47 LUX	2.2m	2.3m
8m	61.01 LUX	2.9m	3.0m
10m	39.05 LUX	3.7m	3.8m
12m	27.12 LUX	4.4m	4.5m

Ver.Spread:20.9 Horiz.Spread:21.4

TRIAC PWM 1-10V DALI IP66 OUTDOOR RATED RoHS COMPLIANT CE

LED COLOUR TEMPERATURE

3000K · 6000K

OPTICS

R3

25°
R0125C061HM

OUTER DIMENSIONS & ACCESSORIES

Unit:mm

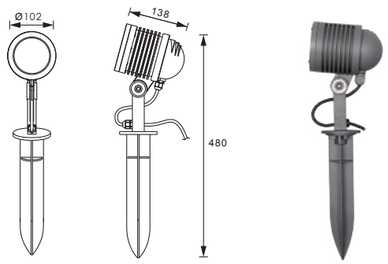

MATERIAL SPECIFICATIONS

HOUSING	12# Die-casting dark grey powder coated aluminum. T=60-80μm.Adhesion of ISO class 1/ASTM class 4B
LED	NICHIA
LIGHT WINDOW	Tempered glass.T=4mm
CABLE GLAND	IP 68 PG-9 PA66
GASKET	Molding shaped silicone double seal
PCB	Excellent heat conductivity aluminum,coefficient ofheat conductivity≥90%
LED DRIVER	Constant current output
REFLECTOR	Optical Reflector efficiency≥90%
OPERATING TEMPERATURE	-20˚C~40˚C
SPIKE	ABS spike 7a
POWER CABLE	H05RN-F 2X1.0mm2 L=2.0m(low voltage) H05RN-F 3X1.0mm2 L=2.0m(high voltage)

ADJUSTABLE BEAM DIRECTION

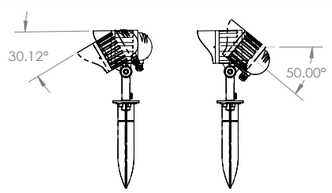

HOUSING COLOR OPTION

Basic

Sanded Dark Grey
KAP 7037

Secondary

Silver Grey
KAP 9022

Sanded Black
RAL9005

TECHNICAL DATA

ITEM	LIGHT SOURCE	REFLECTOR	LENS DEGREE(°)Θ1/2	INPUT VOLTAGE(V)	OPERATING CURRENT(MA)	CONSUMPTION(W)	LUMINANCE(LM)	IK
R3BUB0128	1×10W COB	R3	25°	24V DC 120/240	24V = 411 120V = 88 240V = 48	24V = 9.8 120V = 10.5 240V = 10.5	Cool White = 685 Warm White = 674	05

PHOTOMETRIC CURVES



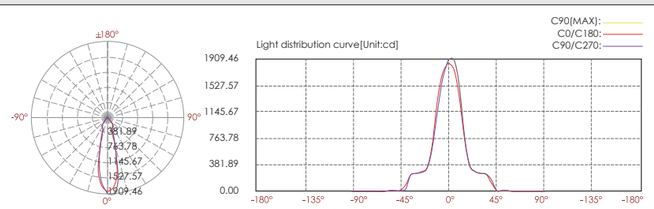

Lux distance cure

Illuminance at a distance Center beam LUX		Beam width V	Beam width H
2m	466.56 LUX	0.9m	0.9m
4m	116.64 LUX	1.8m	1.9m
6m	51.84 LUX	2.7m	2.8m
8m	29.16 LUX	3.7m	3.7m
10m	18.66 LUX	4.6m	4.6m
12m	12.96 LUX	5.5m	5.6m

Ver.Spread:25.8 Horiz.Spread:26.1

LED COLOUR TEMPERATURE

3000K · 6000K

OPTICS

R3

25°
R0125C061HM

OUTER DIMENSIONS & ACCESSORIES

Unit:mm

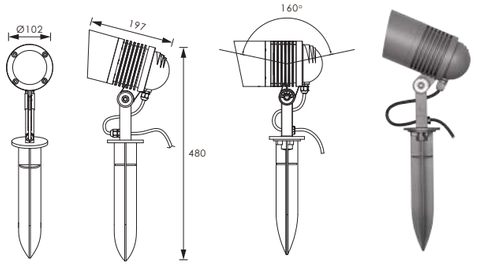

MATERIAL SPECIFICATIONS

HOUSING	12# Die-casting dark grey powder coated aluminum. T=60-80μm.Adhesion of ISO class 1/ASTM class 4B
LED	NICHIA
LIGHT WINDOW	Tempered glass.T=4mm
CABLE GLAND	IP68 PG-9 PA66
GASKET	Molding shaped silicone double seal
PCB	Excellent heat conductivity aluminum,coefficient of heat conductivity≥90%
LED DRIVER	Constant current output
REFLECTOR	Optical Reflector efficiency≥90%
OPERATING TEMPERATURE	-20˚C~40˚C
SPIKE	ABS spike 7a
POWER CABLE	H05RN-F 2X1.0mm2 L=2.0m(low voltage) H05RN-F 3X1.0mm2 L=2.0m(high voltage)

ADJUSTABLE BEAM DIRECTION

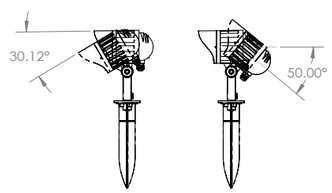

HOUSING COLOR OPTION

Basic

Sanded Dark Grey
KAP 7037

Secondary

Silver Grey
KAP 9022

Sanded Black
RAL9005

TECHNICAL DATA

ITEM	LIGHT SOURCE	LENS	LENS DEGREE(°)Θ1/2	INPUT VOLTAGE(V)	OPERATING CURRENT(MA)	CONSUMPTION(W)	LUMINANCE(LM)	IK
R3BUC0128	1×10W COB	R3	25°	24V DC 120/240	24V = 411 120V = 88 240V = 48	24V = 9.8 120V = 10.5 240V = 10.5	Cool White = 685 Warm White = 674	05

PHOTOMETRIC CURVES



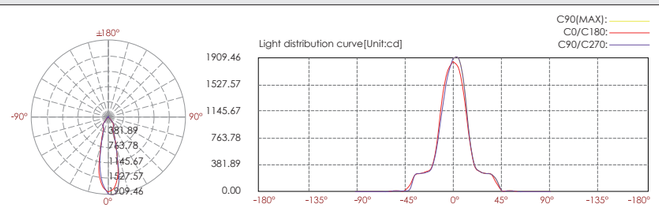

Lux distance cure

Illuminance at a distance Center beam LUX		Beam width V	Beam width H
2m	466.56 LUX	0.9m	0.9m
4m	116.64 LUX	1.8m	1.9m
6m	51.84 LUX	2.7m	2.8m
8m	29.16 LUX	3.7m	3.7m
10m	18.66 LUX	4.6m	4.6m
12m	12.96 LUX	5.5m	5.6m

Ver.Spread:25.8 Horiz.Spread:26.1

LED COLOUR TEMPERATURE

2000K · 3000K · 6000K

HOUSING COLOR OPTION

Basic

Sanded Dark Grey
KAP 7037

Secondary

Silver Grey
KAP 9022

Sanded Black
RAL9005

OUTER DIMENSIONS & ACCESSORIES

Unit:mm

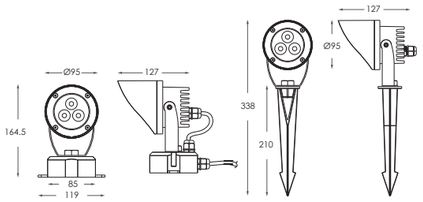

FB3DM0357 FB3DB0357

OPTICS

FB03

9°
F03B33F09

15°
F03B33D15

20°
F03B33D20

30°
F03B33D30

45°
F03B33D45

MATERIAL SPECIFICATIONS

HOUSING	12# Die-casting dark grey powder coated aluminum . T=60-80μm Adhesion of ISO class 1/ASTM class 4B
LIGHT WINDOW	Tempered glass. T=4mm
CABLE GLAND	IP68 PG-9 PA66
LED DRIVER	Constant current output 600 mA
LED	OSRAM or NICHIA
OPERATING TEMPERATURE	-20°C~ 30°C
POWER CABLE	H05RN-F 2X1.0mm2 L=2m (low voltage) H05RN-F 3X1.0mm2 L=2m (high voltage)
SPIKE	ABS Spike 5d
DIMMABLE SUPPORT	Triac PWM 1-10V Dali

TRIAC PWM 1-10V DALI IP66 OUTDOOR RATED RoHS COMPLIANT CE

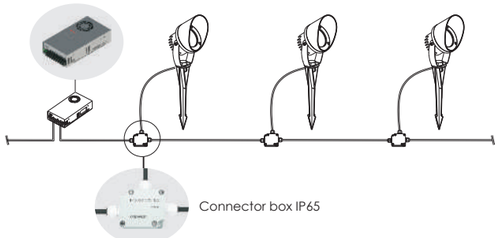

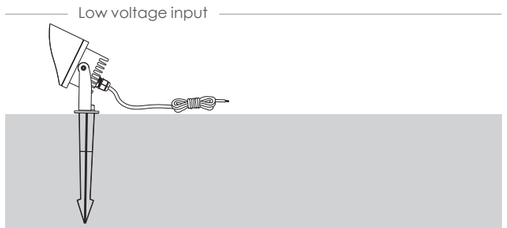

Low voltage input demanstration
Low voltage power supplier

1.The output spec of selected power supply must comply with the fixture's input spec
2.Power supply load is not only selected according to the total power,but its VA
3.The circumstance must has good heat dissipitation and moisfule - proof for installation

TECHNICAL DATA

ITEM	LIGHT SOURCE	LENS	LENS DEGREE(°)Θ1/2	INPUT VOLTAGE(V)	OPERATING CURRENT(MA)	CONSUMPTION(W)	LUMINANCE(LM)	IK
FB3DM0357	3×2W OSRAM	FB03	15°	24V DC	225	24V = 5.4	Cool White = 415 Warm White = 393	07
FB3DB0357	3×2W OSRAM	FB03	15°	24V DC	225	24V = 5.4	Cool White = 415 Warm White = 393	07

PHOTOMETRIC CURVES



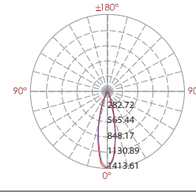

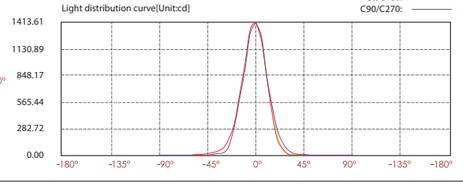

Lux distance cure



Illuminance at a distance	Center beam LUX	Beam width V	Beam width H
2m	353.00 LUX	0.9m	0.9m
4m	88.25 LUX	1.8m	1.8m
6m	39.22 LUX	2.7m	2.7m
8m	22.06 LUX	3.6m	3.6m
10m	14.12 LUX	4.5m	4.5m
12m	9.81 LUX	5.4m	5.4m

LED COLOUR TEMPERATURE

3000K · 6000K

HOUSING COLOR OPTION

Basic	Secondary	
Sanded Dark Grey KAP 7037	Silver Grey KAP 9022	Sanded Black RAL9005

OUTER DIMENSIONS & ACCESSORIES

Unit:mm

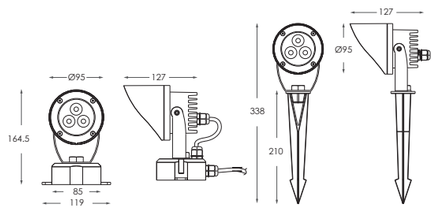

R3DM0126 R3DB0126

OPTICS

R5

18°
R0118C044XL

25°
R0125C044XL

40°
R0140C044XL

MATERIAL SPECIFICATIONS

HOUSING	12# Die-casting dark grey powder coated aluminum . T=60-80μm Adhesion of ISO class 1/ASTM class 4B
LIGHT WINDOW	Tempered glass, T=4mm
LED	NICHIA
CABLE GLAND	IP68 PG-9 PA66
LED DRIVER	Constant current output 600 mA
OPERATING TEMPERATURE	-20°C~ 30°C
POWER CABLE	H05RN-F 2X1.0mm2 L=2m
SPIKE	ABS Spike 5d

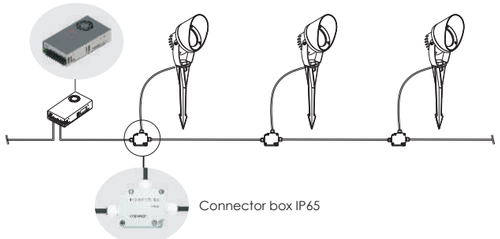

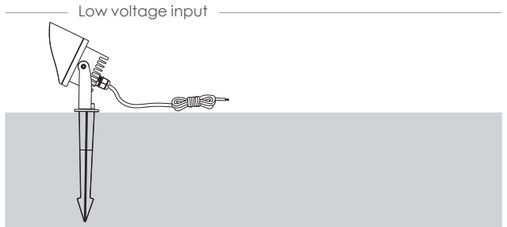

Low voltage input demanstration
Low voltage power supplier

1.The output spec of selected power supply must comply with the fixture's input spec
2.Power supply load is not only selected according to the total power,but its VA
3.The circumstance must has good heat dissipitation and moisfule - proof for installation

TECHNICAL DATA

ITEM	LIGHT SOURCE	LENS	LENS DEGREE(°)Θ1/2	INPUT VOLTAGE(V)	OPERATING CURRENT(MA)	CONSUMPTION(W)	LUMINANCE(LM)	IK
R3DM0126	1×6W	R5	25°	24V DC	270	6.5	Cool White = 646 Warm White = 576	07
R3DB0126	1×6W	R5	25°	24V DC	270	6.5	Cool White = 646 Warm White = 576	07

PHOTOMETRIC CURVES

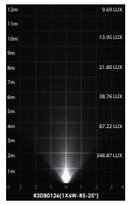

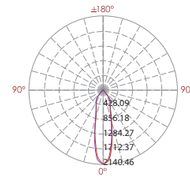

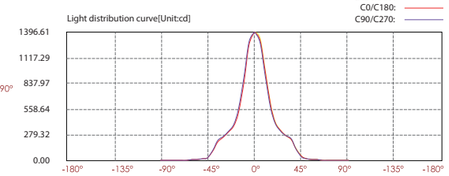

Lux distance cure

Illuminance at a distance		Beam width	
Center beam LUX		V	H
2m	348.87 LUX	0.9m	0.9m
4m	87.22 LUX	1.9m	1.9m
6m	38.76 LUX	2.8m	2.8m
8m	21.80 LUX	3.7m	3.7m
10m	13.95 LUX	5.7m	4.7m
12m	9.69 LUX	5.6m	5.6m
Ver.Spread:26.4		Horiz.Spread:26.2	

IP67 OUTDOOR RATED RoHS COMPLIANT CE

LED COLOUR TEMPERATURE

2000K · 3000K · 6000K

OPTICS



OUTER DIMENSIONS & ACCESSORIES

Unit:mm

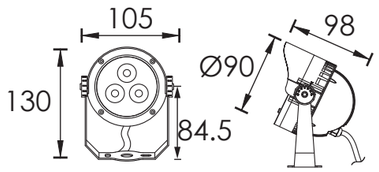

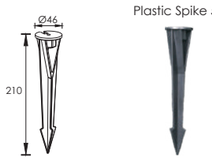

Plastic Spike 5d

MATERIAL SPECIFICATIONS

HOUSING	12# Die-casting dark grey powder coated aluminum. T=60-80μm.Adhesion of ISO class 1/ASTM class 4B
LENS	All-in-one optical lens,efficiency≥85%
LIGHT WINDOW	Tempered glass.T=4mm
CABLE GLAND	IP68 PG-9 PA66
GASKET	Tooling shaped seal
BRACKET	Powder coated aluminum
POWER CABLE	H05RN-F 2X1.0mm2 L=2.0m(low voltage) H05RN-F 3X1.0mm2 L=2.0m(high voltage)
DIMMABLE SUPPORT	Triac PWM 1-10V Dali

HOUSING COLOR OPTION

Basic	Secondary	
Sanded Dark Grey KAP 7037	Silver Grey KAP 9022	Sanded Black RAL9005

TECHNICAL DATA

ITEM	LENS	REFLECTOR	LENS DEGREE(°)Θ1/2	INPUT VOLTAGE(V)	OPERATING CURRENT(MA)	CONSUMPTION(W)	LUMINANCE(LM)	IK
FB3BG0357	3×2W Single Color	FB03	20°	24V DC 120/240	24V = 240 120V = 51 240V = 30	24V = 5.7 120V = 6 240V = 6	Cool White = 466 Warm White = 383	07

PHOTOMETRIC CURVES



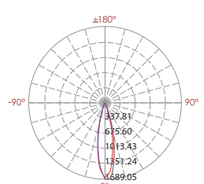

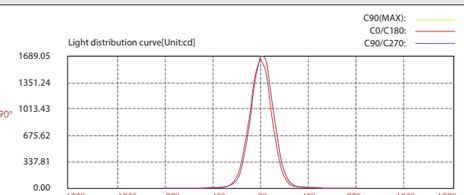

Lux distance cure

Illuminance at a distance

	Center beam LUX	Beam width V	Beam width H
2m	413.61 LUX	0.8m	0.8m
4m	103.40 LUX	1.7m	1.6m
6m	45.96 LUX	2.5m	2.4m
8m	25.85 LUX	3.3m	3.2m
10m	16.54 LUX	4.1m	4.0m
12m	11.49 LUX	5.0m	4.8m

Ver.Spread:23.4 Horiz.Spread:22.7

TRIAC PWM 1-10V DALI IP66 OUTDOOR RATED RoHS COMPLIANT CE

LED COLOUR TEMPERATURE

2000K · 3000K · 6000K

OPTICS



OUTER DIMENSIONS & ACCESSORIES

Unit:mm

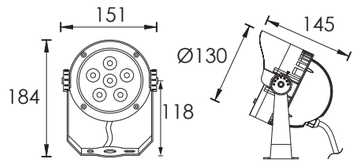

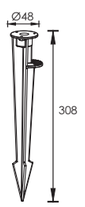

Spike 6a(M18)

MATERIAL SPECIFICATIONS

HOUSING	12# Die-casting dark grey powder coated aluminum. T=60-80μm.Adhesion of ISO class 1/ASTM class 4B
LENS	All-in-one optical lens,efficiency≥85%
LIGHT WINDOW	Tempered glass.T=4mm
CABLE GLAND	IP68 PG-9 PA66
GASKET	Tooling shaped seal
BRACKET	Powder coated aluminum
POWER CABLE	H05RN-F 2X1.0mm2L=2.0m(low voltage) H05RN-F 3X1.0mm2L=2.0m(high voltage)
DIMMABLE SUPPORT	Triac PWM 1-10V Dali

HOUSING COLOR OPTION

Basic	Secondary	
Sanded Dark Grey KAP 7037	Silver Grey KAP 9022	Sanded Black RAL9005

TECHNICAL DATA

ITEM	LIGHT SOURCE	LENS	LENS DEGREE(°)Θ1/2	INPUT VOLTAGE(V)	OPERATING CURRENT(MA)	CONSUMPTION(W)	LUMINANCE(LM)	IK
FB3BH0657	6×2W Single Color	FB06	20°	24V DC 120/240	24V = 558 120V = 97 240V = 57	24V = 13.4 120V = 11.5 240V = 12.6	Cool White = 1117 Warm White = 835	08

PHOTOMETRIC CURVES

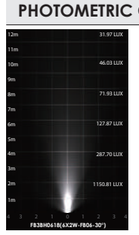

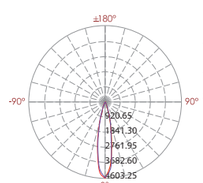

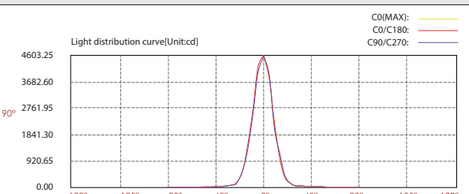

Lux distance cure

Illuminance at a distance

	Center beam LUX	Beam width V	Beam width H
2m	1150.81 LUX	0.7m	0.8m
4m	287.70 LUX	1.4m	1.5m
6m	127.87 LUX	2.1m	2.3m
8m	71.93 LUX	2.9m	3.0m
10m	46.03 LUX	3.6m	3.8m
12m	31.97 LUX	4.3m	4.6m

Ver.Spread:20.3 Horiz.Spread:21.5

TRIAC PWM 1-10V DALI IP66 OUTDOOR RATED RoHS COMPLIANT CE

LED COLOUR TEMPERATURE

2000K · 3000K · 6000K

OPTICS

FB06

9°
F06B33F09

15°
F06B33D15

20°
F06B33D20

30°
F06B33D30

45°
F06B33D45

OUTER DIMENSIONS & ACCESSORIES

Unit:mm

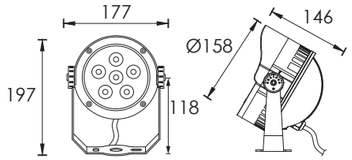

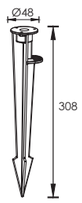

Plastic Spike 6a(M18)

MATERIAL SPECIFICATIONS

HOUSING	12# Die-casting dark grey powder coated aluminum. T=60-80μm.Adhesion of ISO class 1/ASTM class 4B
LENS	All-in-one optical lens,efficiency≥85%
LIGHT WINDOW	Tempered glass.T=4mm
CABLE GLAND	IP68 PG-9 PA66
GASKET	Tooling shaped seal
BRACKET	Powder coated aluminum
POWER CABLE	H05RN-F 2X1.0mm2 L=2.0m(low voltage) H05RN-F 3X1.0mm2 L=2.0m(high voltage)
DIMMABLE SUPPORT	Triac PWM 1-10V Dali

HOUSING COLOR OPTION

Basic

Sanded Dark Grey
KAP 7037

Secondary

Silver Grey
KAP 9022

Sanded Black
RAL9005

TECHNICAL DATA

ITEM	LIGHT SOURCE	LENS	LENS DEGREE(°)Θ1/2	INPUT VOLTAGE(V)	OPERATING CURRENT(MA)	CONSUMPTION(W)	LUMINANCE(LM)	IK
FB3BI0658	6×3W NICHIA	FB06	20°	24V DC 120/240	24V = 850 120V = 156 240V = 84	24V = 20.4 120V = 18.6 240V = 18.8	Cool White = 1833 Warm White = 1580	08

PHOTOMETRIC CURVES



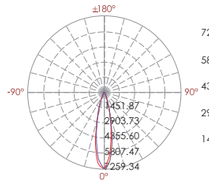

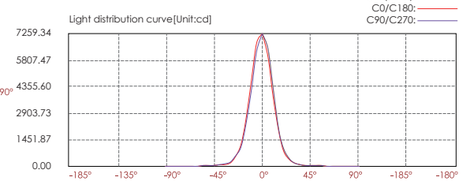

Lux distance cure

	Center beam LUX	Illuminance at a distance Beam width V	H
2m	1810.03 LUX	0.8m	0.8m
4m	452.51 LUX	1.6m	1.6m
6m	201.11 LUX	2.4m	2.4m
8m	113.13 LUX	3.3m	3.3m
10m	72.40 LUX	4.1m	4.1m
12m	50.28 LUX	4.9m	4.9m

Ver.Spread:23.1 Horiz.Spread:23.1

TRIAC PWM 1-10V DALI IP66 OUTDOOR RATED RoHS COMPLIANT CE

LED COLOUR TEMPERATURE

3000K · 6000K

OPTICS

R5

18°
R0118C044XL

25°
R0125C044XL

40°
R0140C044XL

OUTER DIMENSIONS & ACCESSORIES

Unit:mm

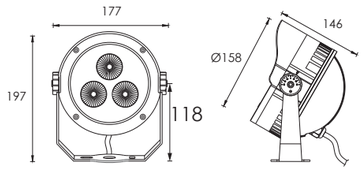

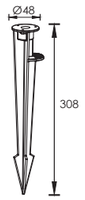

Plastic spike 6a(M18) R3BI0325

MATERIAL SPECIFICATIONS

HOUSING	12# Die-casting dark grey powder coated aluminum. T=60-80μm.Adhesion of ISO class 1/ASTM class 4B
BRACKET	Powder coated aluminum
LIGHT WINDOW	Tempered glass.T=4mm
REFLECTOR	Optical Reflector efficiency≥90%
LED	Nichia COB LED
CABLE GLAND	IP68 PG-9 PA66
GASKET	Tooling shaped seal
POWER CABLE	H05RN-F 2X1.0mm2 L=2.0m(low voltage) H05RN-F 3X1.0mm2 L=2.0m(high voltage)

HOUSING COLOR OPTION

Basic

Sanded Dark Grey
KAP 7037

Secondary

Silver Grey
KAP 9022

Sanded Black
RAL9005

TECHNICAL DATA

ITEM	LIGHT SOURCE	LENS	LENS DEGREE(°)Θ1/2	INPUT VOLTAGE(V)	OPERATING CURRENT(MA)	CONSUMPTION(W)	LUMINANCE(LM)	IK
R3BI0325	3×5W COB	R5	25°	120/240	120V = 154 240V = 82	120V = 18.5 240V = 18.5	Cool White = 1745 Warm White = 1516	08

PHOTOMETRIC CURVES



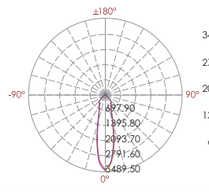

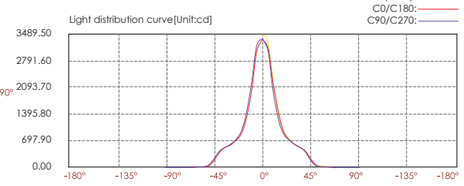

Lux distance cure

	Center beam LUX	Illuminance at a distance Beam width V	H
2m	842.01 LUX	0.9m	0.9m
4m	210.50 LUX	1.8m	1.8m
6m	93.56 LUX	2.7m	2.7m
8m	52.63 LUX	3.5m	3.6m
10m	33.68 LUX	4.4m	4.5m
12m	23.39 LUX	5.3m	5.3m

Ver.Spread:25.0 Horiz.Spread:25.1

IP66 OUTDOOR RATED RoHS COMPLIANT CE

LED COLOUR TEMPERATURE

3000K · 6000K

OPTICS

R5

18°
R0118C044XL

25°
R0125C044XL

40°
R0140C044XL

OUTER DIMENSIONS & ACCESSORIES

Unit:mm

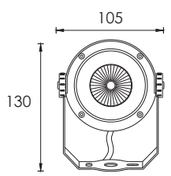

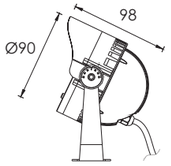

Plastic spike 5d R3BG0126

MATERIAL SPECIFICATIONS

HOUSING	12# Die-casting dark grey powder coated aluminum. T=60-80μm.Adhesion of ISO class 1/ASTM class 4B
BRACKET	Powder coated aluminum
LIGHT WINDOW	Tempered glass.T=4mm
REFLECTOR	Optical Reflector efficiency≥90%
LED	Nichia COB LED
CABLE GLAND	IP68 PG-9 PA66
GASKET	Tooling shaped seal
POWER CABLE	H05RN-F 2X1.0mm2 L=2.0m(low voltage) H05RN-F 3X1.0mm2 L=2.0m(high voltage)

HOUSING COLOR OPTION

Basic

Sanded Dark Grey
KAP 7037

Secondary

Silver Grey
KAP 9022

Sanded Black
RAL9005

TECHNICAL DATA

ITEM	LIGHT SOURCE	LENS	LENS DEGREE(°)Ø1/2	INPUT VOLTAGE(V)	OPERATING CURRENT(MA)	CONSUMPTION(W)	LUMINANCE(LM)	IK
R3BG0126	1×6W COB	R5	25°	24V DC 120/240	24V = 270 120V = 60 240V = 39	24V = 6.5 120V = 7 240V = 7.1	Cool White = 734 Warm White = 628	07

PHOTOMETRIC CURVES



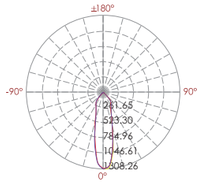

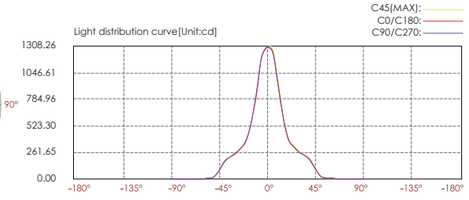

Lux distance cure

Illuminance at a distance

	Center beam LUX	Beam width V	Beam width H
2m	324.84 LUX	1.0m	1.0m
4m	81.21 LUX	1.9m	1.9m
6m	36.09 LUX	2.9m	2.9m
8m	20.30 LUX	3.8m	3.8m
10m	12.99 LUX	4.8m	4.8m
12m	9.02 LUX	5.8m	5.7m

Ver.Spread:27.0 Horiz.Spread:26.9

IP66 OUTDOOR RATED RoHS COMPLIANT CE

LED COLOUR TEMPERATURE

2000K · 3000K · 6000K

OPTICS

B33
(B33D/B33F)

9°(B33F)
L0109F023YH

15°
L0115D023YH

20°
L0120D023YH

30°
L0130D023YH

45°
L0145D023YH

OUTER DIMENSIONS & ACCESSORIES

Unit:mm

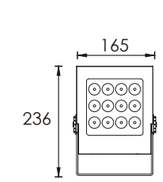

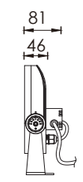

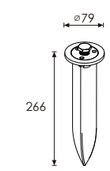

Plastic Spike 7E

Broadside view

Back view

High voltage back view

MATERIAL SPECIFICATIONS

HOUSING	12# Die-casting powder coated aluminum . T=60-80μm. Adhesion of ISO class 1/ASTM class 4B
LIGHT WINDOW	Tempered glass. T=4mm
CABLE GLAND	IP68 PG-9 PA66
GASKET	Tooling shaped seal
BRACKET	Powder coated aluminum
LED	OSRAM
LENS	Optical lens,efficiency≥90%
POWER CABLE	H05RN-F 2X1.0mm2 L=2.0m(low voltage) H05RN-F 3X1.0mm2 L=2.0m(high voltage)
DIMMABLE SUPPORT	Triac PWM 1-10V Dali

HOUSING COLOR OPTION

Basic

Sanded Dark Grey
KAP 7037

Secondary

Silver Grey
KAP 9022

Sanded Black
RAL9005

TECHNICAL DATA

ITEM	LIGHT SOURCE	LENS	LENS DEGREE(°)Ø1/2	INPUT VOLTAGE(V)	OPERATING CURRENT(MA)	CONSUMPTION(W)	LUMINANCE(LM)	IK
B3PB1257	12×1.5W	B33D	20°	24V DC 120/240	24V = 1051 120V = 143 240V = 79	24V = 25 120V = 17 240V = 18	Cool White = 1818 Warm White = 1373	08

PHOTOMETRIC CURVES



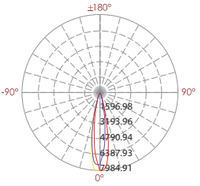

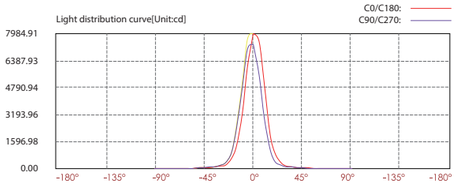

Lux distance cure

Illuminance at a distance

	Center beam LUX	Beam width V	Beam width H
2m	1839.99 LUX	0.7m	0.7m
4m	460.00 LUX	1.4m	1.4m
6m	204.44 LUX	2.2m	2.1m
8m	115.00 LUX	2.9m	2.8m
10m	73.60 LUX	3.6m	3.5m
12m	51.11 LUX	4.3m	4.2m

Ver.Spread:20.5 Horiz.Spread:19.8

TRIAC PWM 1-10V DALI IP66 OUTDOOR RATED RoHS COMPLIANT CE

LED COLOUR TEMPERATURE

3000K · 6000K

OPTICS

R12

100°
R01100C136RD

OUTER DIMENSIONS & ACCESSORIES

Unit:mm

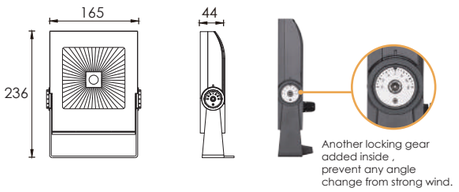

MATERIAL SPECIFICATIONS

HOUSING	12# Die-casting powder coated aluminum . T=60-80μm. Adhesion of ISO class 1/ASTM class 4B
LED	Nichia COB LED
LIGHT WINDOW	Tempered glass. T=4mm
CABLE GLAND	IP68 PG-9 PA66
GASKET	Tooling shaped seal
BRACKET	Powder coated aluminum
REFLECTOR	Optical Reflector efficiency≥90%
POWER CABLE	H05RN-F 2X1.0mm2 L=2.0m(low voltage) H05RN-F 3X1. 0mm2 L=2.0m(high voltage)

HOUSING COLOR OPTION

Basic

Sanded Dark Grey
KAP 7037

Secondary

Silver Grey
KAP 9022

Sanded Black
RAL9005

TECHNICAL DATA

ITEM	LIGHT SOURCE	LENS	LENS DEGREE(°)Θ1/2	INPUT VOLTAGE(V)	OPERATING CURRENT(MA)	CONSUMPTION(W)	LUMINANCE(LM)	IK
R3PB0171 B	1×20W	R12	100°	24V DC 120/240	24V = 960 120V = 205 240V = 105	24V = 23 120V = 24 240V = 24.4	Cool White = 1885 Warm White = 1678	08

PHOTOMETRIC CURVES



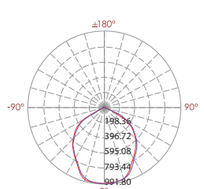

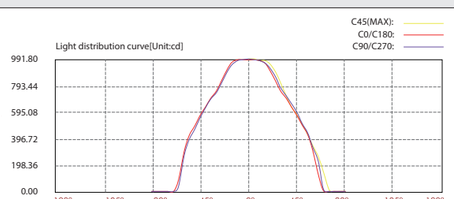

Lux distance cure

Illuminance at a distance

	Center beam LUX	Beam width V	Beam width H
2m	247.47 LUX	4.70m	4.70m
4m	61.87 LUX	9.50m	9.40m
6m	27.50 LUX	14.2m	14.0m
8m	15.47 LUX	18.9m	18.7m
10m	9.90 LUX	23.7m	23.4m
12m	6.87 LUX	28.4m	28.1m

Ver.Spread:99.7 Horiz.Spread:99.9

IP66 OUTDOOR RATED RoHS COMPLIANT CE

LED COLOUR TEMPERATURE

3000K · 6000K

OPTICS

R5

18°
R0118C044XL

25°
R0125C044XL

40°
R0140C044XL

OUTER DIMENSIONS & ACCESSORIES

Unit:mm

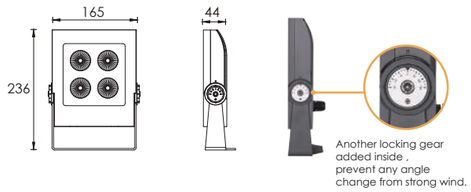

MATERIAL SPECIFICATIONS

Housing	12# Die-casting powder coated aluminum . T=60-80μm. Adhesion of ISO class 1/ASTM class 4B
LED	Nichia COB LED
Light Window	Tempered glass. T=4mm
Cable gland	IP68 PG-9 PA66
Gasket	Tooling shaped seal
Bracket	Powder coated aluminum
Reflector	Optical Reflector efficiency≥90%
Power Cable	H05RN-F 2X1.0mm2 L=2.0m(low voltage) H05RN-F 3X1. 0mm2 L=2.0m(high voltage)

HOUSING COLOR OPTION

Basic

Sanded Dark Grey
KAP 7037

Secondary

Silver Grey
KAP 9022

Sanded Black
RAL9005

TECHNICAL DATA

ITEM	LIGHT SOURCE	REFLECTOR	LENS DEGREE(°)Θ1/2	INPUT VOLTAGE(V)	OPERATING CURRENT(MA)	CONSUMPTION(W)	LUMINANCE(LM)	IK
R3PB0425 B	4×5W COB	R5	25°	24V DC 120/240	24V = 917 120V = 196 240V = 114	24V = 22 120V = 23.3 240V = 24	Cool White = 2206 Warm White = 1740	08

PHOTOMETRIC CURVES



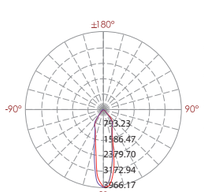

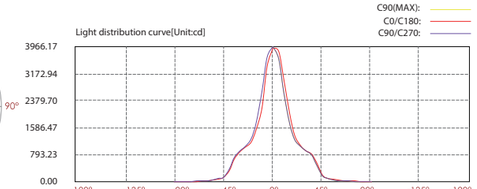

Lux distance cure

Illuminance at a distance

	Center beam LUX	Beam width V	Beam width H
2m	984.21 LUX	0.9m	0.9m
4m	246.05 LUX	1.8m	1.8m
6m	109.36 LUX	2.7m	2.6m
8m	61.51 LUX	3.6m	3.5m
10m	39.37 LUX	4.4m	4.4m
12m	27.34 LUX	5.3m	5.3m

Ver.Spread:25.1 Horiz.Spread:24.7

IP66 OUTDOOR RATED RoHS COMPLIANT CE

LED COLOUR TEMPERATURE

2000K · 3000K · 6000K

OPTICS

B14

30°
L0130D050KP

45°
L0145D050KP

OUTER DIMENSIONS & ACCESSORIES

Unit:mm

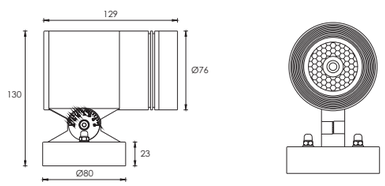

ADJUSTABLE BEAM DIRECTION

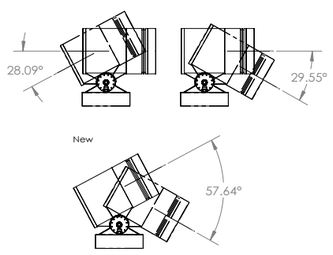

MATERIAL SPECIFICATIONS

HOUSING	12# Die-casting dark grey powder coated aluminum. T=60-80μm.Adhesion of ISO class 1/ASTM class 4B
LIGHT WINDOW	Tempered glass.T=4mm
LED DRIVER	Constant Voltage Input,Constant Current Output
LED	OSRAM
LENS	Optical lens,efficiency≥85%
POWER CABLE	H05RN-F 2X1.0mm2 L=2.0m(low voltage) H05RN-F 3X1.0mm2 L=2.0m(high voltage)
OPERATING TEMPERATURE	-20˚C~40˚C
MOUNTING BASE	Powder coated die-casting aluminum
DIMMABLE SUPPORT	Triac PWM 1-10V Dali

HOUSING COLOR OPTION

Basic	Secondary	
Sanded Dark Grey KAP 7037	Silver Grey KAP 9022	Sanded Black RAL9005

TECHNICAL DATA

ITEM	LIGHT SOURCE	LENS	LENS DEGREE(°)Θ1/2	INPUT VOLTAGE(V)	OPERATING CURRENT(MA)	CONSUMPTION(W)	LUMINANCE(LM)	IK
B3XBM0127	1×8W COB	B14	30°	24V DC 120/240	24V = 411 120V = 88 240V = 50	24V = 9.8 120V = 10.5 240V = 10.8	Cool White = 761 Warm White = 696	07

PHOTOMETRIC CURVES



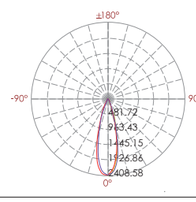

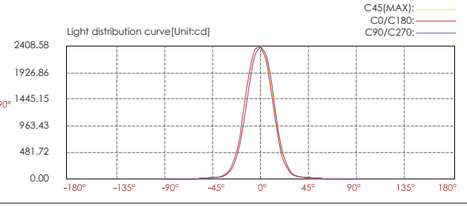

Lux distance cure

Illuminance at a distance		Beam width V	Beam width H
2m	598.47 LUX	1.0m	1.0m
4m	149.62 LUX	2.0m	2.0m
6m	66.50 LUX	3.0m	3.1m
8m	37.40 LUX	4.0m	4.1m
10m	23.94 LUX	4.9m	5.1m
12m	16.62 LUX	5.9m	6.1m

Ver.Spread:27.8 Horiz.Spread:28.6

TRIAC PWM 1-10V DALI IP66 OUTDOOR RATED RoHS COMPLIANT CE



LED COLOUR TEMPERATURE

3000K · 6000K

OPTICS

R8

15°
R0115C050XL

24°
R0124C050XL

38°
R0138C050XL

60°
R0160C050XL

OUTER DIMENSIONS & ACCESSORIES

Unit:mm

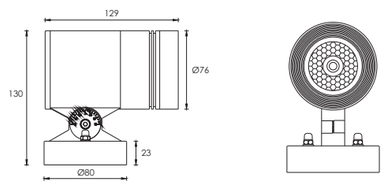

ADJUSTABLE BEAM DIRECTION

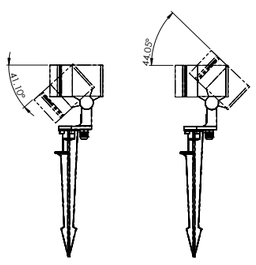

MATERIAL SPECIFICATIONS

HOUSING	12# Die-casting dark grey powder coated aluminum. T=60-80μm.Adhesion of ISO class 1/ASTM class 4B
LIGHT WINDOW	Tempered glass.T=4mm
LED DRIVER	Constant Voltage Input,Constant Current Output
LED	NICHIA
LENS	Optical lens,efficiency≥85%
POWER CABLE	H05RN-F 2X1.0mm2 L=2.0m(low voltage) H05RN-F 3X1.0mm2 L=2.0m(high voltage)
OPERATING TEMPERATURE	-20˚C~40˚C
MOUNTING BASE	Powder coated die-casting aluminum

HOUSING COLOR OPTION

Basic	Secondary	
Sanded Dark Grey KAP 7037	Silver Grey KAP 9022	Sanded Black RAL9005

TECHNICAL DATA

ITEM	LIGHT SOURCE	LENS	LENS DEGREE(°)Θ1/2	INPUT VOLTAGE(V)	OPERATING CURRENT(MA)	CONSUMPTION(W)	LUMINANCE(LM)	IK
R3XBM0128	1×10W COB	R8	24°	24V DC 120/240	24V = 480 120V = 107 240V = 60	24V = 11.5 120V = 12.6 240V = 12.6	Cool White = 1050 Warm White = 956	07

PHOTOMETRIC CURVES



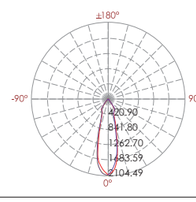

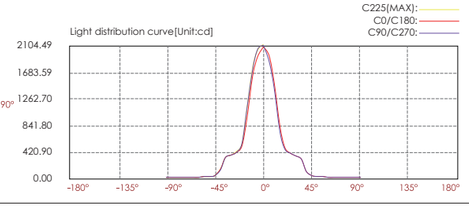

Lux distance cure

Illuminance at a distance		Beam width V	Beam width H
2m	517.89 LUX	1.0m	1.0m
4m	129.47 LUX	2.0m	2.0m
6m	57.54 LUX	3.0m	2.9m
8m	32.37 LUX	4.0m	3.9m
10m	20.72 LUX	5.0m	4.9m
12m	14.39 LUX	6.0m	5.9m

Ver.Spread:28.0 Horiz.Spread:27.5

IP66 OUTDOOR RATED RoHS COMPLIANT CE

LED COLOUR TEMPERATURE

3000K · 6000K

OPTICS

R12

100°
R01100C136RD

HOUSING COLOR OPTION

Basic

Sanded Dark Grey
KAP 7037

Secondary

Silver Grey
KAP 9022

Sanded Black
RAL9005

OUTER DIMENSIONS & ACCESSORIES

Unit:mm

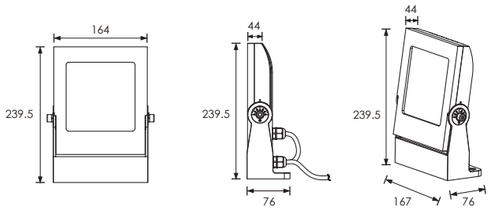

MATERIAL SPECIFICATIONS

HOUSING	12# Die-casting powder coated aluminum . T=60-80μm. Adhesion of ISO class 1/ASTM class 4B
LED	Nichia COB LED
LIGHT WINDOW	Tempered glass. T=4mm
CABLE GLAND	IP68 PG-9 PA66
GASKET	Tooling shaped seal
BRACKET	Powder coated aluminum
REFLECTOR	Optical Reflector efficiency≥90%
POWER CABLE	H05RN-F 2X1.0mm2 L=2.0m(low voltage) H05RN-F 3X1. 0mm2 L=2.0m(high voltage)

TECHNICAL DATA

ITEM	LIGHT SOURCE	LENS	LENS DEGREE(°)Θ1/2	INPUT VOLTAGE(V)	OPERATING CURRENT(MA)	CONSUMPTION(W)	LUMINANCE(LM)	IK
R3PFM0171	1×20W	R12	100°	24V DC 120/240	24V = 960 120V = 205 240V = 105	24V = 23 120V = 24 240V = 24.4	Cool White = 1885 Warm White = 1678	08

PHOTOMETRIC CURVES



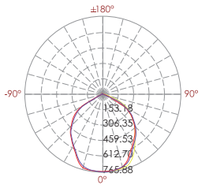

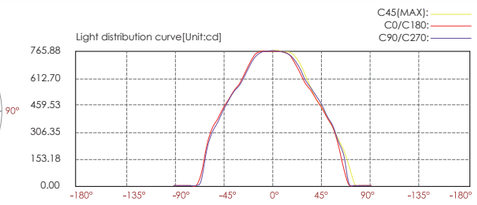

Lux distance cure

Illuminance at a distance

	Center beam LUX	Beam width V	Beam width H
2m	190.58 LUX	4.70m	4.80m
4m	47.64 LUX	9.50m	9.50m
6m	21.18 LUX	14.2m	14.3m
8m	11.91 LUX	18.9m	19.0m
10m	7.62 LUX	23.7m	23.8m
12m	5.29 LUX	28.4m	28.5m

Ver.Spread:99.7 Horiz.Spread:99.9

IP66 OUTDOOR RATED · RoHS COMPLIANT · CE

LED COLOUR TEMPERATURE

2000K · 3000K · 6000K

OPTICS

B33
(B33D/B33F)

9°(B33F)
L0109F023YH

15°
L0115D023YH

20°
L0120D023YH

30°
L0130D023YH

45°
L0145D023YH

HOUSING COLOR OPTION

Basic

Sanded Dark Grey
KAP 7037

Secondary

Silver Grey
KAP 9022

Sanded Black
RAL9005

OUTER DIMENSIONS & ACCESSORIES

Unit:mm

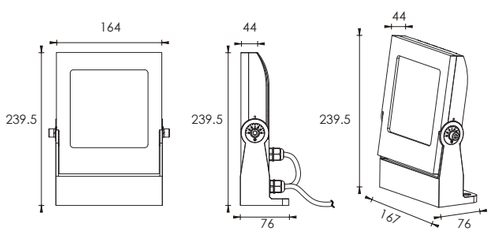

MATERIAL SPECIFICATIONS

HOUSING	12# Die-casting powder coated aluminum . T=60-80μm. Adhesion of ISO class 1/ASTM class 4B
LIGHT WINDOW	Tempered glass. T=4mm
CABLE GLAND	IP68 PG-9 PA66
GASKET	Tooling shaped seal
BRACKET	Powder coated aluminum
LED	OSRAM or NICHIA
LENS	Optical lens.efficiency≥90%
POWER CABLE	H05RN-F 2X1.0mm2 L=2.0m(low voltage) H05RN-F 3X1.0mm2 L=2.0m(high voltage)
DIMMABLE SUPPORT	Triac PWM 1-10V Dali

TECHNICAL DATA

ITEM	LIGHT SOURCE	LENS	LENS DEGREE(°)Θ1/2	INPUT VOLTAGE(V)	OPERATING CURRENT(MA)	CONSUMPTION(W)	LUMINANCE(LM)	IK
B3PFM1257	12×2W	B33D	20°	24V DC 120/240	24V = 1051 120V = 143 240V = 79	24V = 25 120V = 17 240V = 18	Cool White = 1818 Warm White = 1373	08

PHOTOMETRIC CURVES



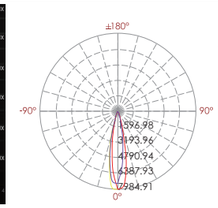

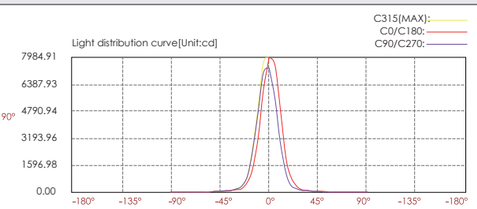

Lux distance cure

Illuminance at a distance

	Center beam LUX	Beam width V	Beam width H
2m	1839.99 LUX	0.7m	0.7m
4m	460.00 LUX	1.4m	1.4m
6m	204.44 LUX	2.2m	2.1m
8m	115.00 LUX	2.9m	2.8m
10m	73.60 LUX	3.6m	3.5m
12m	51.11 LUX	4.3m	4.2m

Ver.Spread:20.5 Horiz.Spread:19.8

TRIAC PWM 1-10V DALI IP66 OUTDOOR RATED RoHS COMPLIANT CE

LED COLOUR TEMPERATURE

3000K · 6000K

OPTICS

R5

18°
R0118C044XL

25°
R0125C044XL

40°
R0140C044XL

HOUSING COLOR OPTION

Basic

Sanded Dark Grey
KAP 7037

Secondary

Silver Grey
KAP 9022

Sanded Black
RAL9005

OUTER DIMENSIONS & ACCESSORIES

Unit:mm

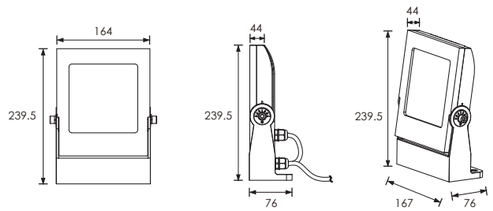

MATERIAL SPECIFICATIONS

HOUSING	12# Die-casting powder coated aluminum . T=60-80μm. Adhesion of ISO class 1/ASTM class 4B
LED	Nichia COB LED
LIGHT WINDOW	Tempered glass. T=4mm
CABLE GLAND	IP68 PG-9 PA66
GASKET	Tooling shaped seal
BRACKET	Powder coated aluminum
REFLECTOR	Optical Reflector efficiency≥90%
POWER CABLE	H05RN-F 2X1.0mm2 L=2.0m(low voltage) H05RN-F 3X1. 0mm2 L=2.0m(high voltage)

TECHNICAL DATA

ITEM	LIGHT SOURCE	LENS	LENS DEGREE(°)Θ1/2	INPUT VOLTAGE(V)	OPERATING CURRENT(MA)	CONSUMPTION(W)	LUMINANCE(LM)	IK
R3PFM0425	4×5W	R5	25°	24V DC 120/240	24V = 917 120V = 196 240V = 114	24V = 22 120V = 23.3 240V = 24	Cool White = 2206 Warm White = 1704	08

PHOTOMETRIC CURVES



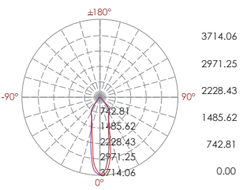

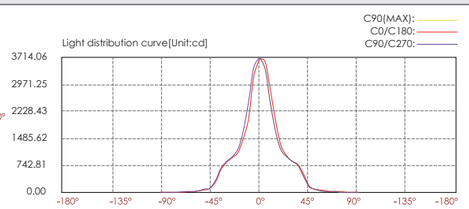

Lux distance cure

Illuminance at a distance

	Center beam LUX	Beam width V	Beam width H
2m	919.74 LUX	1.0m	0.9m
4m	229.94 LUX	1.9m	1.9m
6m	102.19 LUX	2.9m	2.8m
8m	57.48 LUX	3.8m	3.8m
10m	36.79 LUX	4.8m	4.7m
12m	25.55 LUX	5.8m	5.7m

Ver.Spread:27.1 Horiz.Spread:26.5

IP66 OUTDOOR RATED RoHS COMPLIANT CE

LED COLOUR TEMPERATURE

2000K · 3000K · 6000K

OPTICS

C9

45°/35°

L01 45/35 F023YH

OUTER DIMENSIONS & ACCESSORIES

Unit:mm

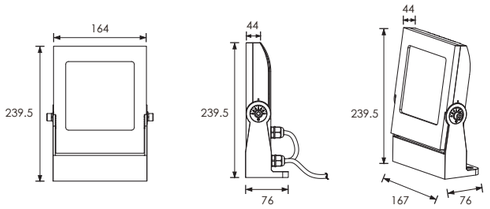

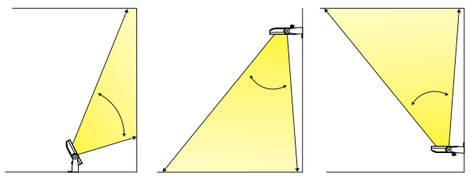

Spot Light | Wall Mounting Flood Light | Wall Mounting Flood Light

HOUSING COLOR OPTION

Basic	Secondary	
Sanded Dark Grey KAP 7037	Silver Grey KAP 9022	Sanded Black RAL9005

MATERIAL SPECIFICATIONS

HOUSING	12# Die-casting powder coated aluminum . T=60-80μm. Adhesion of ISO class 1/ASTM class 4B
BRACKET	Powder coated aluminum
LIGHT WINDOW	Tempered glass. T=4mm
REFLECTOR	Optical Reflector efficiency≥90%
LED	OSRAM or NICHIA
CABLE GLAND	IP68 PG-9 PA66
GASKET	Tooling shaped seal
POWER CABLE	24V: H05RN-F 2×1.0mm2 L=2M(Single) 100/240V: H05RN-F 3×1.0mm2 L=2M(Single)
DIMMABLE SUPPORT	Triac PWM 1-10V Dali

TECHNICAL DATA

ITEM	LIGHT SOURCE	LENS	LENS DEGREE(°)Θ1/2	INPUT VOLTAGE(V)	OPERATING CURRENT(MA)	CONSUMPTION(W)	LUMINANCE(LM)	IK
C3PFM1257 U	12×1.5W	C9	45°/35°	24V DC 120/240	24V = 1051 120V = 143 240V = 79	24V = 25 120V = 18 240V = 18	Cool White = 1355 Warm White = 1206	08

PHOTOMETRIC CURVES



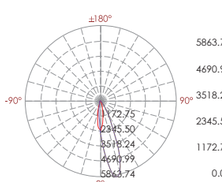

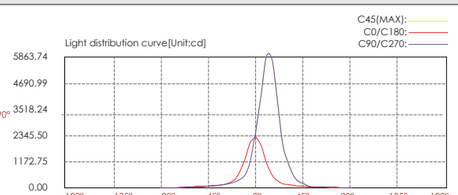

Lux distance cure

Illuminance at a distance		Beam width	
Center beam LUX		V	H
2m	576.61 LUX	0.8m	0.6m
4m	144.15 LUX	1.5m	1.2m
6m	64.07 LUX	2.3m	1.9m
8m	36.04 LUX	3.1m	2.5m
10m	23.06 LUX	3.8m	3.1m
12m	16.02 LUX	4.6m	3.7m

Ver.Spread:21.7 Horiz.Spread:17.7

TRIAC PWM 1-10V DALI IP66 OUTDOOR RATED RoHS COMPLIANT CE

LED COLOUR TEMPERATURE

3000K · 6000K

OPTICS

R8

15°
R0115C050XL

24°
R0124C050XL

38°
R0138C050XL

60°
R0160C050XL

HOUSING COLOR OPTION

Basic	Secondary	
Sanded Dark Grey KAP 7037	Silver Grey KAP 9022	Sanded Black RAL9005

ADJUSTABLE BEAM DIRECTION

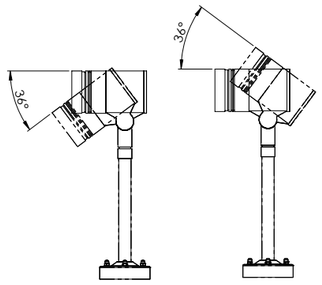

MATERIAL SPECIFICATIONS

HOUSING	12# Die-casting dark grey powder coated aluminum. T=60-80μm.Adhesion of ISO class 1/ASTM class 4B
LIGHT WINDOW	Tempered glass.T=4mm
LED DRIVER	Constant Voltage Input,Constant Current Output
LED	NICHIA
LENS	Optical lens,efficiency≥85%
POWER CABLE	H05RN-F 2X1.0mm2 L=2.0m(low voltage) H05RN-F 3X1. 0mm2 L=2.0m(high voltage)
OPERATING TEMPERATURE	-20˚C~40˚C
MOUNTING BASE	Powder coated die-casting aluminum

OUTER DIMENSIONS & ACCESSORIES

Unit:mm

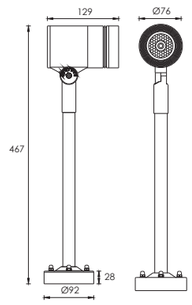

Remark:
- Standard pole length of this item is 500mm, 250mm, 100mm.
- Customized length is available.

TECHNICAL DATA

ITEM	LIGHT SOURCE	LENS	LENS DEGREE(°)Θ1/2	INPUT VOLTAGE(V)	OPERATING CURRENT(MA)	CONSUMPTION(W)	LUMINANCE(LM)	IK
R3XBP0128	1×10W COB	R8	24°	24V DC 120/240	24V = 480 120V = 107 240V = 60	24V = 11.5 120V = 12.6 240V = 12.6	Cool White = 1050 Warm White = 956	07

PHOTOMETRIC CURVES



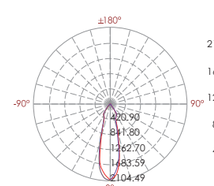

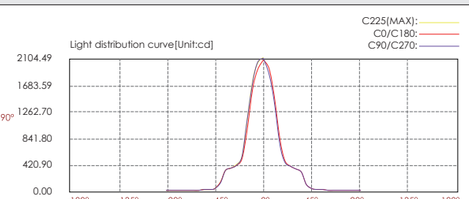

Lux distance cure

Illuminance at a distance		Beam width	
Center beam LUX		V	H
2m	517.89 LUX	1.0m	1.0m
4m	129.47 LUX	2.0m	2.0m
6m	57.54 LUX	3.0m	2.9m
8m	32.37 LUX	4.0m	3.9m
10m	20.72 LUX	5.0m	4.9m
12m	14.39 LUX	6.0m	5.9m

Ver.Spread:28.0 Horiz.Spread:27.5

LED COLOUR TEMPERATURE

2000K · 3000K · 6000K

OUTER DIMENSIONS & ACCESSORIES

Unit:mm

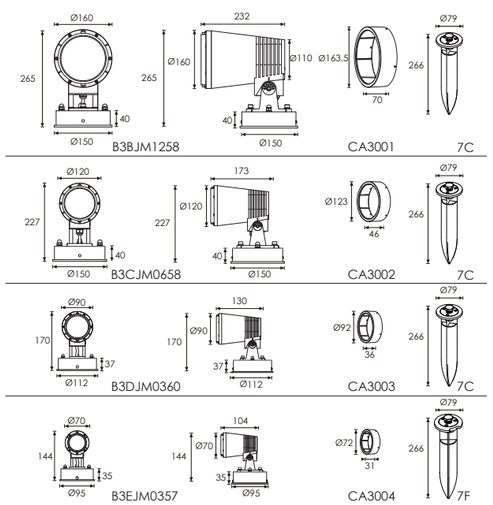

ADJUSTABLE BEAM DIRECTION

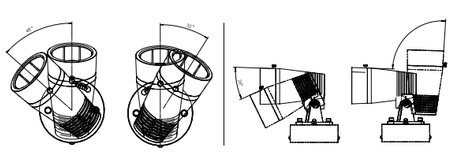

OPTICS

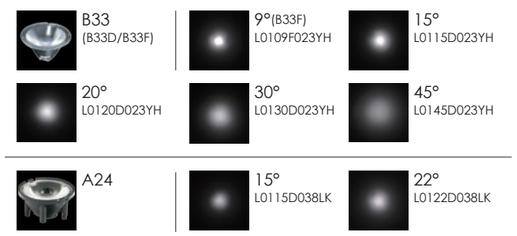

B33 (B33D/B33F)

9°(B33F) L0109F023YH

15° L0115D023YH

20° L0120D023YH

30° L0130D023YH

45° L0145D023YH

A24

15° L0115D038LK

22° L0122D038LK

MATERIAL SPECIFICATIONS

HOUSING	12# Die-casting dark grey powder coated aluminum. T=60-80μm.Adhesion of ISO class 1/ASTM class 4B
LIGHT WINDOW	Tempered glass.T=3mm
LED	NICHIA
LED DRIVER	Constant Voltage Input,Constant Current Output
CABLE GLAND	IP68 PG-9 PA66
GASKET	Tooling shaped seal
POWER CABLE	H05RN-F 2X1.0mm2 L=0.3 m(low voltage) H05RN-F 3X1.0mm2 L=0.3 m(high voltage)
DIMMABLE SUPPORT	Triac PWM 1-10V Dali

HOUSING COLOR OPTION

Basic

Sanded Dark Grey KAP 7037

Secondary

Silver Grey KAP 9022

Sanded Black RAL 9005

Sanded white RAL 9003

TRIAC PWM 1-10V DALI IP66 OUTDOOR RATED RoHS COMPLIANT CE

TECHNICAL DATA

ITEM	LIGHT SOURCE	LENS	LENS DEGREE(°)Θ1/2	INPUT VOLTAGE(V)	OPERATING CURRENT(MA)	CONSUMPTION(W)	LUMINANCE(LM)	IK
B3BJM1258	12×3.3W	B33D	20°	120/240V	120V = 366 240V = 186	120V = 44.2 240V = 44	Cool White = 3787 Warm White = 2721	06
3CJM0658	6×3.3W	B33D	20°	120/240	120V = 196 240V = 101	120V = 23.1 240V = 23.3	Cool White = 2017 Warm White = 1855	06
B3DJM0360	3×4W	B33D	20°	120/240	120V = 118 240V = 65	120V = 14.5 240V = 15.1	Cool White = 1230 Warm White = 1018	06
B3EJM0357	3×2W	A24	30°	24V DC 120/240	24V = 300 120V = 110 240V = 65	24V = 7.2 120V = 8.3 240V = 8.5	Cool White = 298 Warm White = 263	05

PHOTOMETRIC CURVES



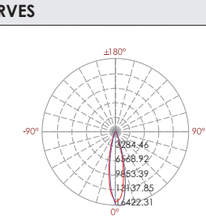

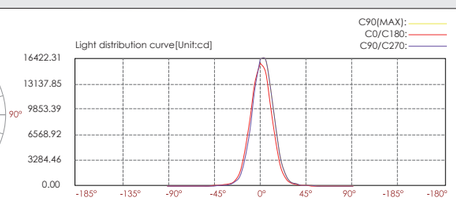

Lux distance cure

Illuminance at a distance

Center beam LUX		Beam width V	Beam width H
2m	3968.45 LUX	0.8m	0.8m
4m	992.11 LUX	1.7m	1.6m
6m	440.94 LUX	2.5m	2.4m
8m	248.03 LUX	3.3m	3.2m
10m	158.74 LUX	4.1m	4.0m
12m	110.23 LUX	5.0m	4.8m

Ver.Spread:23.4 Horiz.Spread:22.8



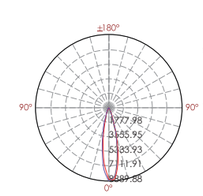

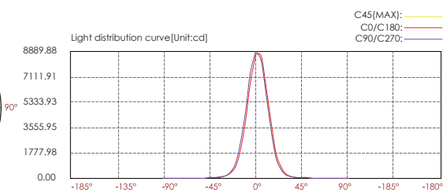

Lux distance cure

Illuminance at a distance

Center beam LUX		Beam width V	Beam width H
2m	2163.93 LUX	0.8m	0.8m
4m	540.98 LUX	1.6m	1.6m
6m	240.44 LUX	2.5m	2.4m
8m	135.25 LUX	3.3m	3.2m
10m	86.56 LUX	4.1m	4.0m
12m	60.11 LUX	4.9m	4.8m

Ver.Spread:23.2 Horiz.Spread:22.8



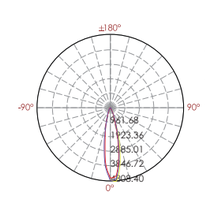

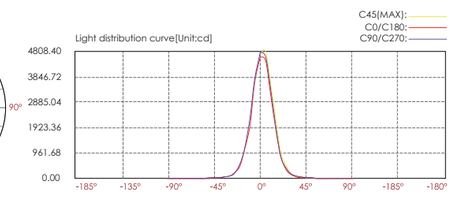

Lux distance cure

Illuminance at a distance

Center beam LUX		Beam width V	Beam width H
2m	1152.72 LUX	0.8m	0.8m
4m	288.18 LUX	1.6m	1.5m
6m	128.08 LUX	2.4m	2.3m
8m	70.05 LUX	3.3m	3.1m
10m	46.11 LUX	4.1m	3.9m
12m	32.02 LUX	4.9m	4.6m

Ver.Spread:23.1 Horiz.Spread:21.8



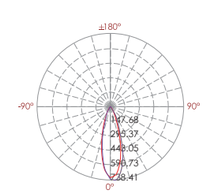

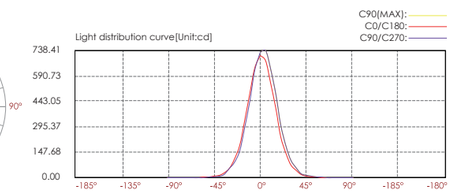

Lux distance cure

Illuminance at a distance

Center beam LUX		Beam width V	Beam width H
2m	178.22 LUX	1.1m	1.1m
4m	44.55 LUX	2.2m	2.2m
6m	19.80 LUX	3.3m	3.3m
8m	11.14 LUX	4.4m	4.4m
10m	7.13 LUX	5.5m	5.4m
12m	4.95 LUX	6.6m	6.5m

Ver.Spread:30.7 Horiz.Spread:30.5

LED COLOUR TEMPERATURE

3000K · 6000K

OUTER DIMENSIONS & ACCESSORIES

Unit:mm

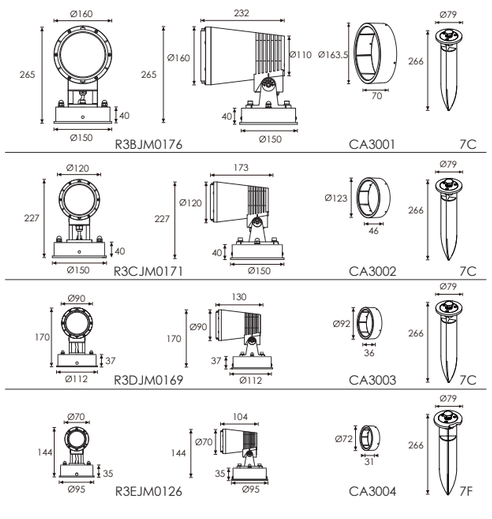

MATERIAL SPECIFICATIONS

HOUSING	12# Die-casting dark grey powder coated aluminum. T=60-80μm.Adhesion of ISO class 1/ASTM class 4B
LIGHT WINDOW	Tempered glass.T=3mm
REFLECTOR	Optical Reflector efficiency≥90%
LED	NICHIA
LED DRIVER	Constant Voltage Input,Constant Current Output
CABLE GLAND	IP68 PG-9 PA66
GASKET	Tooling shaped seal
POWER CABLE	H05RN-F 2X1.0mm2 L=0.3m(low voltage) H05RN-F 3X1.0mm2 L=0.3m(high voltage)

ADJUSTABLE BEAM DIRECTION

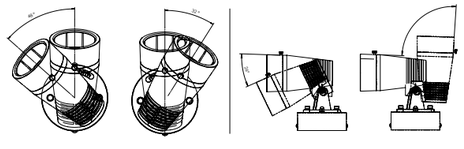

HOUSING COLOR OPTION

Basic

Sanded Dark Grey
KAP 7037

Secondary

Silver Grey
KAP 9022

Sanded Black
RAL 9005

Sanded white
RAL 9003

OPTICS

R8	15° R0115C050XL	24° R0124C050XL	38° R0138C050XL	60° R0160C050XL
R16	12° R0112C110XL	25° R0125C110XL	38° R0138C110XL	
R17	12° R0112C069XL	18° R0118C069XL	32° R0132C069XL	
R19	10° R0110C095XL	22° R0122C095XL	38° R0138C095XL	

TECHNICAL DATA

ITEM	LIGHT SOURCE	REFLECTOR	LENS DEGREE(°)Θ1/2	INPUT VOLTAGE(V)	OPERATING CURRENT(MA)	CONSUMPTION(W)	LUMINANCE(LM)	IK
R3BJM0176	1×40W COB	R16	25°	120/240V	120V = 372 240V = 187	120V = 44.8 240V = 44.5	Cool White = 3338 Warm White = 2949	06
R3CJM0171	1×20W COB	R19	22°	24V DC 120/240	24V = 960 120V = 205 240V = 108	24V = 23 120V = 23.5 240V = 24.2	Cool White = 1753 Warm White = 1543	06
R3DJM0169	1×16W COB	R17	32°	24V DC 120/240	24V = 700 120V = 145 240V = 80	24V = 17 120V = 17 240V = 17	Cool White = 1315 Warm White = 1225	06
R3EJM0126	1×6W COB	R8	24°	24V DC 120/240	24V = 320 120V = 65 240V = 37	24V = 7.5 120V = 7.7 240V = 7.8	Cool White = 730 Warm White = 646	05

PHOTOMETRIC CURVES



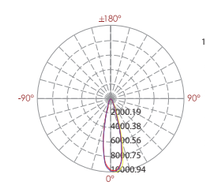

Lux distance cure

Illuminance at a distance

Center beam LUX		Beam width V	Beam width H
2m	2469.87 LUX	0.9m	0.9m
4m	617.47 LUX	1.9m	1.9m
6m	274.43 LUX	2.8m	2.8m
8m	154.37 LUX	3.8m	3.7m
10m	98.79 LUX	4.7m	4.6m
12m	68.61 LUX	5.7m	5.6m

Ver.Spread:26.6 Horiz.Spread:26.1



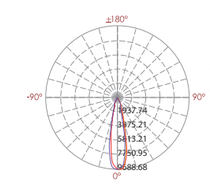

Lux distance cure

Illuminance at a distance

Center beam LUX		Beam width V	Beam width H
2m	2402.24 LUX	0.8m	0.8m
4m	600.56 LUX	1.7m	1.7m
6m	266.92 LUX	2.5m	2.5m
8m	150.14 LUX	3.3m	3.3m
10m	96.09 LUX	4.2m	4.1m
12m	66.73 LUX	5.0m	5.0m

Ver.Spread:23.6 Horiz.Spread:23.3



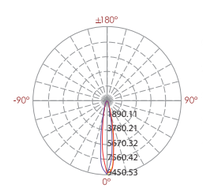

Lux distance cure

Illuminance at a distance

Center beam LUX		Beam width V	Beam width H
2m	2299.26 LUX	0.6m	0.6m
4m	571.82 LUX	1.3m	1.3m
6m	255.47 LUX	1.9m	1.9m
8m	143.70 LUX	2.6m	2.5m
10m	91.97 LUX	3.2m	3.2m
12m	63.87 LUX	3.8m	3.8m

Ver.Spread:18.2 Horiz.Spread:18.0



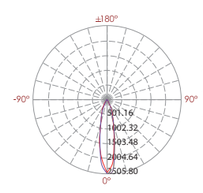

Lux distance cure

Illuminance at a distance

Center beam LUX		Beam width V	Beam width H
2m	619.62 LUX	0.8m	0.8m
4m	154.90 LUX	1.6m	1.6m
6m	68.85 LUX	2.4m	2.4m
8m	38.73 LUX	3.2m	3.2m
10m	24.78 LUX	4.1m	4.0m
12m	17.21 LUX	4.9m	4.8m

Ver.Spread:23.0 Horiz.Spread:22.8

FEATURES

Bellow accessories can combine
the series of Single Chip/RGB/COB

ACCESSORIES OPTION : SPIKE



ACCESSORIES OPTION : HOOD

LED COLOUR TEMPERATURE

2000K · 3000K · 6000K

OPTICS

B15

10°
L0110D016LK

15°
L0115D016LK

20°
L0120D016LK

30°
L0130D016LK

OUTER DIMENSIONS & ACCESSORIES

Unit:mm

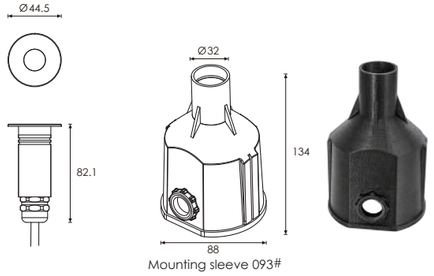

Mounting sleeve 093#

MATERIAL SPECIFICATIONS

FRONT COVER & HOUSING	Molding shaped sus 316L# stainless steel housing
GASKET	EPDM gasket
LIGHT WINDOW	Step tempered glass. T=4mm
LENS	Optical lens, efficiency≥85%
CABLE GLAND	IP68 PG-11 copper with nickel-coated
PCB	Excellent heat conductivity aluminum, coefficient of heat conductivity≥2.0w/mk
LED DRIVER	Constant Voltage Input,Constant Current Output
APPLICATION ENVIRONMENT	Temperature of water between -20°C~40°C less than 1 meter depth
POWER CABLE	H07RN-F 2X1.0mm L=3m
DIMMABLE SUPPORT	Triac PWM 1-10V Dali

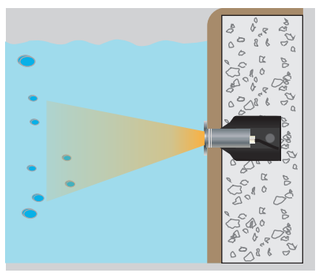

•Water must be allowed to go inside and outside sleeve freely without leaking to the other side.
•**Warning** : Must be installed under the water to prevent the light from being burnt off because of over-heating.

TECHNICAL DATA

ITEM	LIGHT SOURCE	LENS	LENS DEGREE(°)Θ1/2	INPUT VOLTAGE(V)	OPERATING CURRENT(MA)	CONSUMPTION(W)	LUMINANCE(LM)	IK
B4AC0157	1×2W Single color	B15	30°	24V DC	83	2	Cool White = 142 Warm White = 114	07

PHOTOMETRIC CURVES



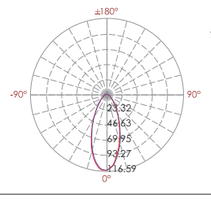

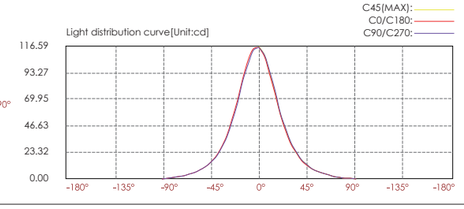

Lux distance cure

Illuminance at a distance		Beam width V	Beam width H
Center beam LUX			
2m	28.94 LUX	1.6m	1.6m
4m	7.24 LUX	3.2m	3.1m
6m	3.22 LUX	3.1m	4.7m
8m	1.81 LUX	6.3m	6.3m
10m	1.16 LUX	7.9m	7.8m
12m	0.80 LUX	9.5m	9.4m
Ver.Spread:43.1		Horiz.Spread:42.8	

TRIAC PWM 1-10V DALI IP68 OUTDOOR RATED RoHS COMPLIANT CE

LED COLOUR TEMPERATURE

2000K · 3000K · 6000K

OPTICS

A8

15°
L0315D023LK

30°
L0330D023LK

OUTER DIMENSIONS & ACCESSORIES

Unit:mm

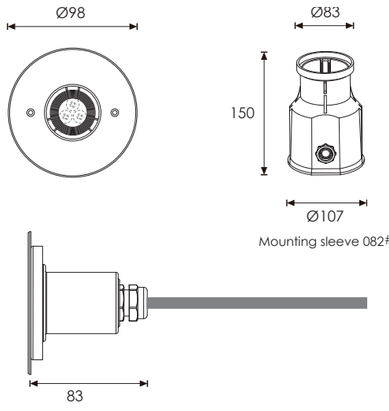

Mounting sleeve 082#

MATERIAL SPECIFICATIONS

FRONT COVER & HOUSING	Hard chromeplated molding shaped SUS 316L# stainless steel housing
GASKET	EPDM gasket
LIGHT WINDOW	Step tempered glass. T=8mm
LENS	All-in-one optical lens, efficiency≥85%
CABLE GLAND	IP68 PG-11 copper with nickel-coated
PCB	Excellent heat conductivity aluminum, coefficient of heat conductivity≥2.0w/mk
LED DRIVER	Constant Voltage Input,Constant Current Output
APPLICATION ENVIRONMENT	Temperature of water between -20°C~40°C less than 1 meter depth
POWER CABLE	H07RN-F 2X1.0mm L=3m
DIMMABLE SUPPORT	Triac PWM 1-10V Dali

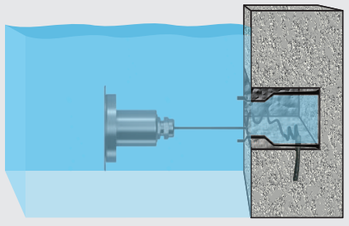

•Water must be allowed to go inside and outside sleeve freely without leaking to the other side.
•**Warning** : Must be installed under the water to prevent the light from being burnt off because of over-heating.

TECHNICAL DATA

ITEM	LIGHT SOURCE	LENS	LENS DEGREE(°)Θ1/2	INPUT VOLTAGE(V)	OPERATING CURRENT(MA)	CONSUMPTION(W)	LUMINANCE(LM)	IK
A4AA0357	3×2W Single color	A18	30°	24V DC	245	5.9	Cool White = 466 Warm White = 383	07

PHOTOMETRIC CURVES

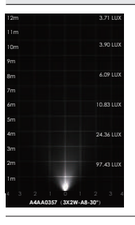

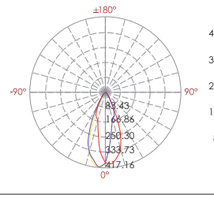

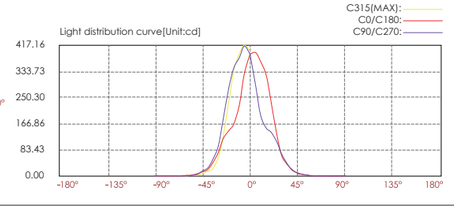

Lux distance cure

Illuminance at a distance		Beam width V	Beam width H
Center beam LUX			
2m	97.43 LUX	1.2m	1.2m
4m	24.36 LUX	2.4m	2.5m
6m	10.83 LUX	3.6m	3.7m
8m	6.09 LUX	1.7m	5.0m
10m	3.90 LUX	5.9m	6.2m
12m	2.71 LUX	7.1m	7.5m
Ver.Spread:33.0		Horiz.Spread:34.7	

TRIAC PWM 1-10V DALI IP68 OUTDOOR RATED RoHS COMPLIANT CE

OPTICS

B33
(B33D/B33F)

9°(B33F)
L0109F023YH

15°
L0115D023YH

20°
L0120D023YH

30°
L0130D023YH

45°
L0145D023YH

LED COLOUR TEMPERATURE

2000K · 3000K · 6000K

OUTER DIMENSIONS & ACCESSORIES

Unit:mm

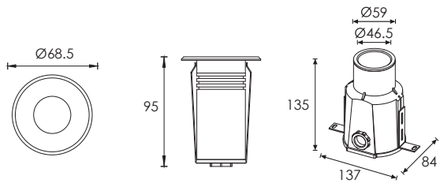

Mounting Sleeve 061#

MATERIAL SPECIFICATIONS

FRONT COVER & HOUSING	Hard chromeplated molding shaped stainless steel SUS 316#
LIGHT WINDOW	Step tempered glass.T=7mm
GASKET	Silicone Gasket
LENS	Optical lens,efficiency≥85%
PCB	Excellent heat conductivity aluminum.coefficient of heat Conductivity≥2.0w/mk
LED DRIVER	Constant Voltage Input,Constant Current Output
POWER CABLE	H07RN-F 2X1.0mm2 L=3.0m
APPLICATION ENVIRONMENT	Temperature of water between -20˚C~40˚C less than 1 meter depth.
MOUNTING SLEEVE	061# ABS
DIMMABLE SUPPORT	Triac PWM 1-10V Dali

TECHNICAL DATA

ITEM	LIGHT SOURCE	LENS	LENS DEGREE(°)Θ1/2	INPUT VOLTAGE(V)	OPERATING CURRENT(MA)	CONSUMPTION(W)	LUMINANCE(LM)	IK
B4A0158	1×3W	B33D	30°	24V DC	110	2.6	Cool White = 174 Warm White = 139	06

PHOTOMETRIC CURVES

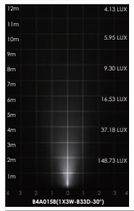

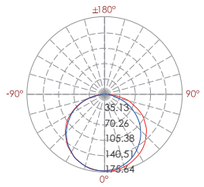

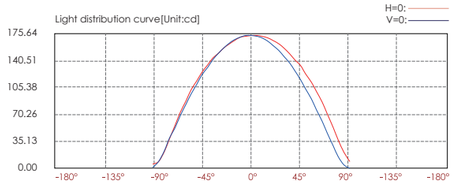

Lux distance cure

	Illuminance at a distance Center beam LUX	Beam width V	Beam width H
2m	43.40 LUX	7.60m	6.20m
4m	10.85 LUX	15.2m	12.5m
6m	4.82 LUX	22.8m	18.7m
8m	2.71 LUX	30.4m	24.9m
10m	1.74 LUX	38.0m	31.1m
12m	1.21 LUX	45.6m	37.4m

Ver.Spread:124.5 Horiz.Spread:114.6

TRIAC PWM 1-10V DALI IP68 OUTDOOR RATED RoHS COMPLIANT CE

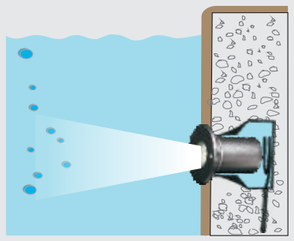

- Water must be allowed to go inside and outside sleeve freely without leaking to the other side.
- **Warning** : Must be installed under the water to prevent the light from being burnt off because of over-heating.



OPTICS

C9

45°/35°

L01 45/35 F023YH 30°

OUTER DIMENSIONS & ACCESSORIES

Unit:mm

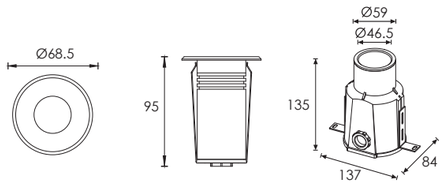

Mounting Sleeve 061#

LED COLOUR TEMPERATURE

2000K · 3000K · 6000K

MATERIAL SPECIFICATIONS

FRONT COVER & HOUSING	Hard chromeplated molding shaped stainless steel SUS 316#
LIGHT WINDOW	Step tempered glass.T=7mm
GASKET	Silicone Gasket
LENS	Optical lens,efficiency≥85%
PCB	Excellent heat conductivity aluminum.coefficient of heat Conductivity≥2.0w/mk
LED DRIVER	Constant Voltage Input,Constant Current Output
POWER CABLE	H07RN-F 2X1.0mm2 L=3.0m
APPLICATION ENVIRONMENT	Temperature of water between -20˚C~40˚C less than 1 meter depth
MOUNTING SLEEVE	061# ABS
DIMMABLE SUPPORT	Triac PWM 1-10V Dali

TECHNICAL DATA

ITEM	LIGHT SOURCE	LENS	LENS DEGREE(°)Θ1/2	INPUT VOLTAGE(V)	OPERATING CURRENT(MA)	CONSUMPTION(W)	LUMINANCE(LM)	IK
C4A0158	1×3W	C9	45°/35°	24V DC	110	2.6	Cool White = 143 Warm White = 115	06

PHOTOMETRIC CURVES

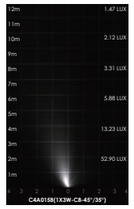

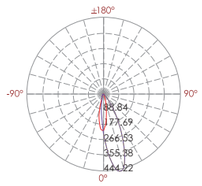

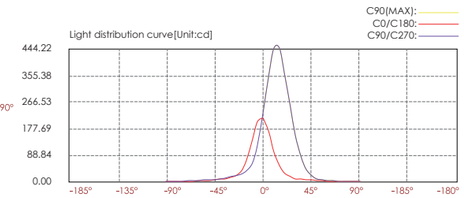

Lux distance cure

Illuminance at a distance

	Center beam LUX	Beam width V	Beam width H
2m	52.90 LUX	1.0m	0.8m
4m	13.23 LUX	1.9m	1.6m
6m	5.88 LUX	2.9m	2.4m
8m	3.31 LUX	3.8m	3.2m
10m	2.12 LUX	4.8m	4.0m
12m	1.47 LUX	5.7m	4.7m

Ver.Spread:26.7 Horiz.Spread:22.4

TRIAC PWM 1-10V DALI IP68 OUTDOOR RATED RoHS COMPLIANT CE

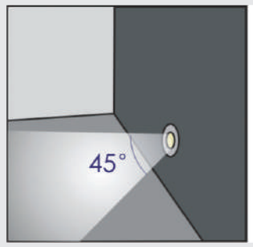

Impression drawing of C4A0158

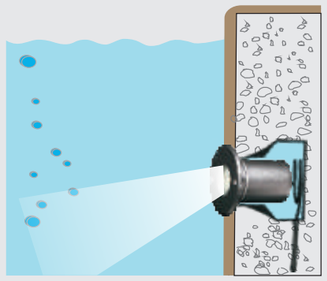

•Water must be allowed to go inside and outside sleeve freely without leaking to the other side.
•**Warning** : Must be installed under the water to prevent the light from being burnt off because of over-heating.

Overheat Sensor Inside

OPTICS

B32

20°
L0120F024PS

25°
L0125F024PS

30°
L0130F024PS

35°
L0135F024PS

45°
L0145F024PS

LED COLOUR TEMPERATURE

2000K · 3000K · 6000K

MATERIAL SPECIFICATIONS

FRONT COVER & HOUSING	Molding shaped hard chromeplated stainless steel SUS 316L#
LIGHT WINDOW	Step tempered glass.T=8mm
GASKET	Silicone gasket
PCB	Excellent heat conductivity aluminum.coefficient of heatConductivity≥2.0w/mk
CABLE GLAND	IP68 PG-11 copper with nickel-coated
LED DRIVER	Constant Voltage Input,Constant Current Output
POWER CABLE	H07RN-F 2X1.0mm2 L=3.0m
APPLICATION ENVIRONMENT	Temperature of water between -20˚C~40˚C less than 1 meter depth
BUILT-IN OVERHEAT SENSOR SYSTEM	Automatic Shutdown at 75°C
MOUNTING SLEEVE	058# ABS
DIMMABLE SUPPORT	Triac PWM 1-10V Dali

OUTER DIMENSIONS & ACCESSORIES

Unit:mm

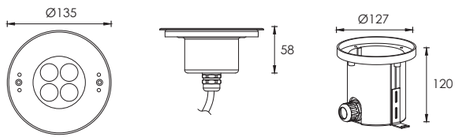

Mounting Sleeve 058#

TECHNICAL DATA

ITEM	LIGHT SOURCE	LENS	LENS DEGREE(°)Θ1/2	INPUT VOLTAGE(V)	OPERATING CURRENT(MA)	CONSUMPTION(W)	LUMINANCE(LM)	IK
B4XC0457	4×2W	B32	30°	24V DC	371	8.9	Cool White = 467 Warm White = 415	08

PHOTOMETRIC CURVES



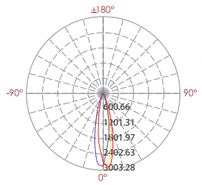

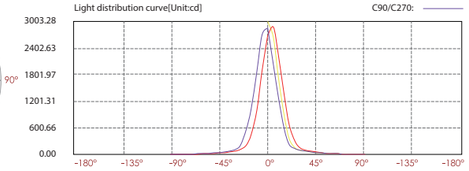

Lux distance cure

Illuminance at a distance

	Center beam LUX	Beam width V	Beam width H
2m	671.82 LUX	0.8m	0.8m
4m	167.96 LUX	1.5m	1.6m
6m	74.65 LUX	2.3m	2.3m
8m	41.99 LUX	3.1m	3.1m
10m	26.87 LUX	3.8m	3.9m
12m	18.66 LUX	4.6m	4.7m

Ver.Spread:21.6 Horiz.Spread:22.0

TRIAC PWM 1-10V DALI IP68 OUTDOOR RATED RoHS CE



Built-in Radiator

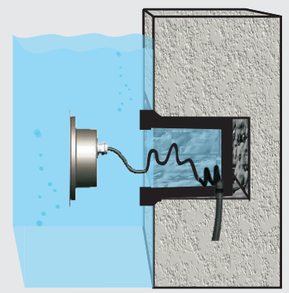

•Water must be allowed to go inside and outside sleeve freely without leaking to the other side.
•**Warning** : Must be installed under the water to prevent the light from being burnt off because of over-heating.

Overheat Sensor Inside

LED COLOUR TEMPERATURE

2000K · 3000K · 6000K

OPTICS

C8

45°/35°

L01 45/35 F024PS

MATERIAL SPECIFICATIONS

FRONT COVER & HOUSING	Hard chromeplated molding shaped stainless steel SUS 316L#
LIGHT WINDOW	Step tempered glass.T=8mm
GASKET	Silicone gasket
PCB	Excellent heat conductivity aluminum.coefficient of heatConductivity≥2.0w/mk
CABLE GLAND	IP68 PG-11 copper with nickel-coated
LED DRIVER	Constant Voltage Input,Constant Current Output
POWER CABLE	H07RN-F 2X1.0mm2 L=3.0m
APPLICATION ENVIRONMENT	Temperature of water between -20˚C~40˚C less than 1 meter depth
BUILT-IN OVERHEAT SENSOR SYSTEM	Automatic Shutdown at 75°C
MOUNTING SLEEVE	058# ABS
DIMMABLE SUPPORT	Triac PWM 1-10V Dali

OUTER DIMENSIONS & ACCESSORIES

Unit:mm

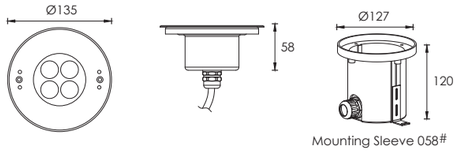

Mounting Sleeve 058#

TECHNICAL DATA

ITEM	LIGHT SOURCE	LENS	LENS DEGREE(°)Θ1/2	INPUT VOLTAGE(V)	OPERATING CURRENT(MA)	CONSUMPTION(W)	LUMINANCE(LM)	IK
C4XC0457	4×2W	C8	45°/35°	24V DC	371	8.9	Cool White = 511 Warm White = 450	08

PHOTOMETRIC CURVES



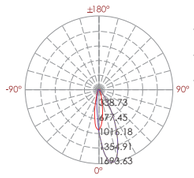

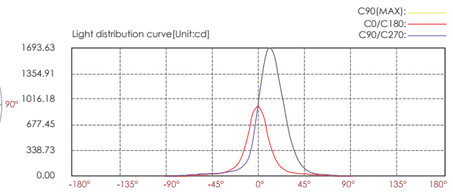

Lux distance cure

Illuminance at a distance

Center beam LUX		Beam width V	Beam width H
2m	233.59 LUX	1.0m	0.9m
4m	58.47 LUX	1.9m	1.7m
6m	25.99 LUX	2.9m	2.6m
8m	14.62 LUX	3.8m	3.4m
10m	9.36 LUX	4.8m	4.3m
12m	6.50 LUX	5.7m	5.1m

Ver.Spread:26.9 Horiz.Spread:24.1

TRIAC PWM 1-10V DALI IP68 OUTDOOR RATED RoHS COMPLIANT CE

Built-in Radiator

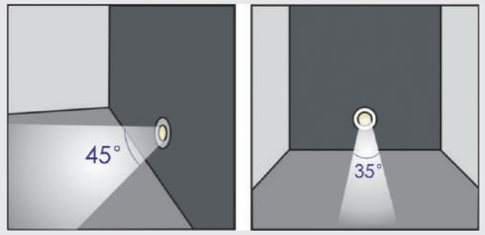

Impression drawing of C4A0158

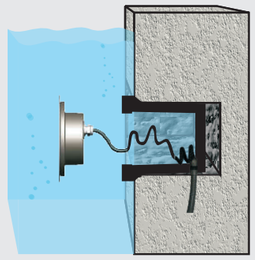

•Water must be allowed to go inside and outside sleeve freely without leaking to the other side.
•**Warning** : Must be installed under the water to prevent the light from being burnt off because of over-heating.

Overheat Sensor Inside

OPTICS

B32

20°
L0120F024PS

25°
L0125F024PS

30°
L0130F024PS

35°
L0135F024PS

45°
L0145F024PS

OUTER DIMENSIONS & ACCESSORIES

Unit:mm

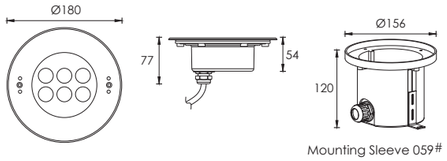

Mounting Sleeve 059#

LED COLOUR TEMPERATURE

2000K · 3000K · 6000K

MATERIAL SPECIFICATIONS

FRONT COVER & HOUSING	Molding shaped hard chromeplated stainless steel SUS 316L#
LIGHT WINDOW	Step tempered glass.T=8mm
GASKET	Silicone gasket
PCB	Excellent heat conductivity aluminum.coefficient of heatConductivity≥2.0w/mk
CABLE GLAND	IP68 PG-11 copper with nickel-coated
LED DRIVER	Constant Voltage Input,Constant Current Output
POWER CABLE	H07RN-F 2X1.0mm2 L=3.0m
APPLICATION ENVIRONMENT	Temperature of water between -20˚C~40˚C less than 1 meter depth
BUILT-IN OVERHEAT SENSOR SYSTEM	Automatic Shutdown at 75°C
MOUNTING SLEEVE	059# ABS
DIMMABLE SUPPORT	Triac PWM 1-10V Dali

TECHNICAL DATA

ITEM	LIGHT SOURCE	LENS	LENS DEGREE(°)Θ1/2	INPUT VOLTAGE(V)	OPERATING CURRENT(MA)	CONSUMPTION(W)	LUMINANCE(LM)	IK
B4YB0657	6×2W	B32	30°	24V DC	700	16.8	Cool White = 754 Warm White = 656	08

PHOTOMETRIC CURVES

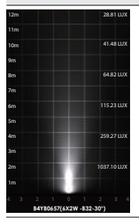

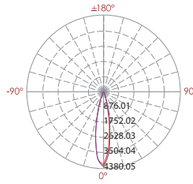

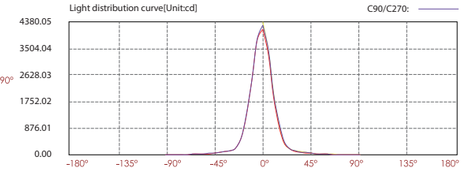

Lux distance cure

Illuminance at a distance

	Center beam LUX	Beam width V	Beam width H
2m	1037.10 LUX	0.7m	0.7m
4m	259.27 LUX	1.5m	1.5m
6m	115.23 LUX	2.2m	2.2m
8m	64.82 LUX	3.0m	2.9m
10m	41.48 LUX	3.7m	3.6m
12m	28.81 LUX	4.5m	4.4m

Ver.Spread:21.1 Horiz.Spread:20.7

TRIAC PWM 1-10V DALI IP68 OUTDOOR RATED RoHS COMPLIANT CE

Built-in Radiator

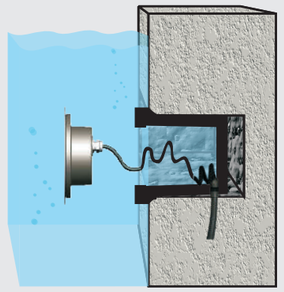

•Water must be allowed to go inside and outside sleeve freely without leaking to the other side.
•**Warning** : Must be installed under the water to prevent the light from being burnt off because of over-heating.

Overheat Sensor Inside

LED COLOUR TEMPERATURE

2000K · 3000K · 6000K

OPTICS

C8

45°/35°

L01 45/35 F024PS

OUTER DIMENSIONS & ACCESSORIES

Unit:mm

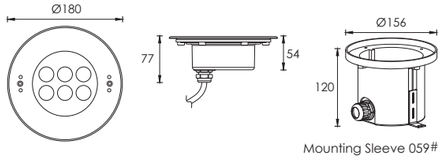

Mounting Sleeve 059#

MATERIAL SPECIFICATIONS

FRONT COVER & HOUSING	Molding shaped hard chromeplated stainless steel SUS 316L#
LIGHT WINDOW	Step tempered glass.T=8mm
GASKET	Silicone gasket
PCB	Excellent heat conductivity aluminum.coefficient of heatConductivity≥2.0w/mk
CABLE GLAND	IP68 PG-11 copper with nickel-coated
LED DRIVER	Constant Voltage Input,Constant Current Output
POWER CABLE	H07RN-F 2X1.0mm2 L=3.0m
APPLICATION ENVIRONMENT	Temperature of water between -20˚C~40˚C less than 1 meter depth
BUILT-IN OVERHEAT SENSOR SYSTEM	Automatic Shutdown at 75°C
MOUNTING SLEEVE	059# ABS
DIMMABLE SUPPORT	Triac PWM 1-10V Dali

TECHNICAL DATA

ITEM	LIGHT SOURCE	LENS	LENS DEGREE(°)Θ1/2	INPUT VOLTAGE(V)	OPERATING CURRENT(MA)	CONSUMPTION(W)	LUMINANCE(LM)	IK
C4YB0657	6×2W	C8	45°/35°	24V DC	700	16.8	Cool White = 853 Warm White = 682	08

PHOTOMETRIC CURVES



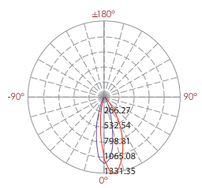

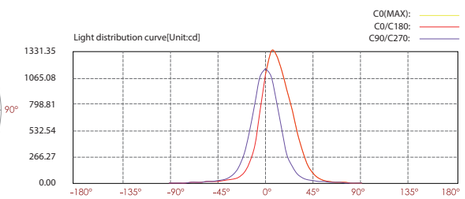

Lux distance cure

Illuminance at a distance

	Center beam LUX	Beam width V	Beam width H
2m	274.29 LUX	1.1m	1.2m
4m	68.57 LUX	2.2m	2.3m
6m	30.48 LUX	3.2m	3.5m
8m	17.14 LUX	4.3m	4.6m
10m	10.97 LUX	5.4m	5.8m
12m	7.62 LUX	6.5m	6.9m

Ver.Spread:30.1 Horiz.Spread:32.1

TRIAC PWM 1-10V DALI IP68 OUTDOOR RATED RoHS COMPLIANT CE

Built-in Radiator

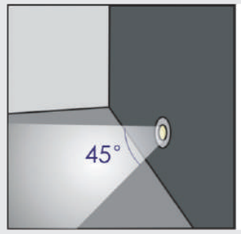

Impression drawing of C4A0158

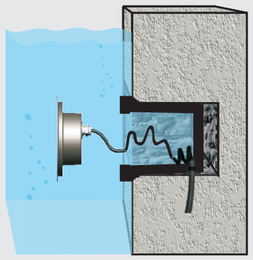

•Water must be allowed to go inside and outside sleeve freely without leaking to the other side.
•**Warning** : Must be installed under the water to prevent the light from being burnt off because of over-heating.

Overheat Sensor Inside

OPTICS

B32

20°
L0120F024PS

25°
L0125F024PS

30°
L0130F024PS

35°
L0135F024PS

45°
L0145F024PS

LED COLOUR TEMPERATURE

2000K · 3000K · 6000K

MATERIAL SPECIFICATIONS

FRONT COVER & HOUSING	Molding shaped hard chromeplated stainless steel SUS 316L#
LIGHT WINDOW	Step tempered glass.T=10mm
GASKET	Silicone Gasket
LENS	All-in-one Optical lens,efficiency≥85%
PCB	Excellent heat conductivity aluminum.coefficient of heatConductivity≥2.0w/mk
CABLE GLAND	IP68 PG-11 copper with nickel-coated
LED DRIVER	Constant Voltage Input,Constant Current Output
POWER CABLE	H07RN-F 2X1.0mm2 L=3.0m
APPLICATION ENVIRONMENT	Temperature of water between -20˚C~40˚C less than 1 meter depth.
BUILT-IN OVERHEAT SENSOR SYSTEM	Automatic Shutdown at 75°C
MOUNTING SLEEVE	ABS 060#
DIMMABLE SUPPORT	Triac PWM 1-10V Dali

OUTER DIMENSIONS & ACCESSORIES

Unit:mm

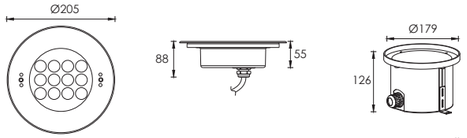

Mounting Sleeve 060#

TECHNICAL DATA

ITEM	LIGHT SOURCE	LENS	LENS DEGREE(°)Θ1/2	INPUT VOLTAGE(V)	OPERATING CURRENT(MA)	CONSUMPTION(W)	LUMINANCE(LM)	IK
B4ZB1257	12×2W Single color	B32	30°	24V DC	1200	28.8	Cool White = 1361 Warm White = 1156	08

PHOTOMETRIC CURVES



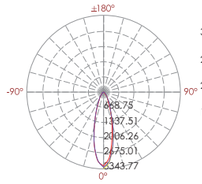

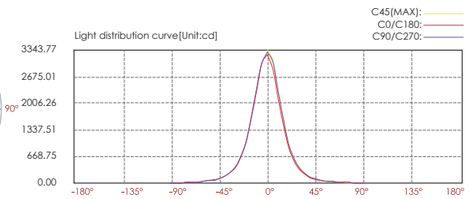

Lux distance cure

Illuminance at a distance

	Center beam LUX	Beam width V	Beam width H
2m	803.56 LUX	1.0m	1.0m
4m	200.89 LUX	2.0m	2.0m
6m	89.28 LUX	3.1m	3.0m
8m	50.22 LUX	4.1m	4.0m
10m	32.14 LUX	5.1m	5.0m
12m	22.32 LUX	6.1m	6.0m

Ver.Spread:28.7 Horiz.Spread:27.9

TRIAC PWM 1-10V DALI IP68 OUTDOOR RATED RoHS COMPLIANT CE

Built-in Radiator

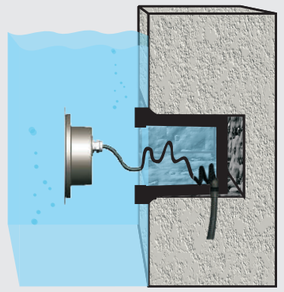

•Water must be allowed to go inside and outside sleeve freely without leaking to the other side.
•**Warning** : Must be installed under the water to prevent the light from being burnt off because of over-heating.

Overheat Sensor Inside

LED COLOUR TEMPERATURE

2000K · 3000K · 6000K

OPTICS

C8

45°/35°

L01 45/35 F024PS

OUTER DIMENSIONS & ACCESSORIES

Unit:mm

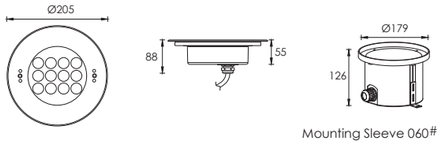

Mounting Sleeve 060#

MATERIAL SPECIFICATIONS

FRONT COVER & HOUSING	Molding shaped hard chromeplated stainless steel SUS 316#
LIGHT WINDOW	Step tempered glass.T=10mm
GASKET	Silicone Gasket
PCB	Excellent heat conductivity aluminum.coefficient of heatConductivity≥2.0w/mk
CABLE GLAND	IP68 PG-11 copper with nickel-coated
LED DRIVER	Constant Voltage Input,Constant Current Output
POWER CABLE	H07RN-F 2X1.0mm2 L=3.0m
APPLICATION ENVIRONMENT	Temperature of water between -20˚C~40˚C less than 1 meter depth
BUILT-IN OVERHEAT SENSOR SYSTEM	Automatic Shutdown at 75°C
MOUNTING SLEEVE	ABS 060#
DIMMABLE SUPPORT	Triac PWM 1-10V Dali

TECHNICAL DATA

ITEM	LIGHT SOURCE	LENS	LENS DEGREE(°)Θ1/2	INPUT VOLTAGE(V)	OPERATING CURRENT(MA)	CONSUMPTION(W)	LUMINANCE(LM)	IK
C4ZB1257	12×2W Single color	C8	45°/35°	24V DC	1200	28.8	Cool White = 1569 Warm White = 1236	08

PHOTOMETRIC CURVES



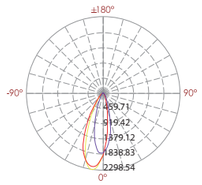

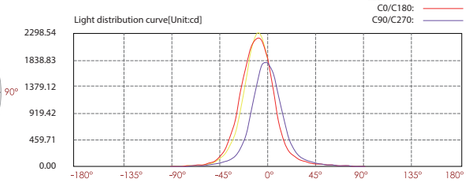

Lux distance cure



Illuminance at a distance

	Center beam LUX	Beam width V	Beam width H
2m	468.76 LUX	1.2m	1.1m
4m	117.19 LUX	2.4m	2.1m
6m	52.08 LUX	3.6m	3.2m
8m	29.30 LUX	4.8m	4.3m
10m	18.75 LUX	6.0m	5.3m
12m	13.20 LUX	7.2m	6.4m

Ver.Spread:33.4 Horiz.Spread:30.0

TRIAC PWM 1-10V DALI IP68 OUTDOOR RATED RoHS COMPLIANT CE

Built-in Radiator

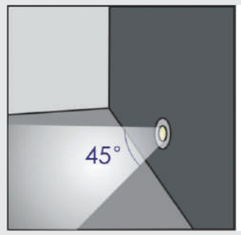

Impression drawing of C4A0158

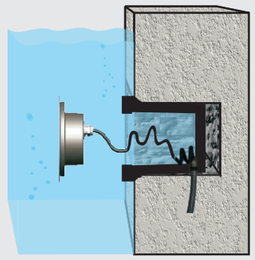

•Water must be allowed to go inside and outside sleeve freely without leaking to the other side.
•**Warning** : Must be installed under the water to prevent the light from being burnt off because of over-heating.

Overheat Sensor Inside

OPTICS

B32

20°
L0120F024PS

25°
L0125F024PS

30°
L0130F024PS

35°
L0135F024PS

45°
L0145F024PS

LED COLOUR TEMPERATURE

2000K · 3000K · 6000K

MATERIAL SPECIFICATIONS

FRONT COVER & HOUSING	Molding shaped hard chromeplated stainless steel SUS 316L#
LIGHT WINDOW	Step tempered glass.T=10mm
GASKET	Silicone Gasket
LENS	Optical lens,efficiency≥85%
GLASS PRESSURE CAPACITY	Excellent heat conductivity aluminum coefficient of heatConductivity≥2.0w/mk
PCB	Excellent heat conductivity aluminum.coefficient of heat Conductivity≥2.0w/mk
CABLE GLAND	IP68 PG-11 copper with nickel-coated
LED DRIVER	Constant Voltage Input,Constant Current Output
POWER CABLE	H07RN-F 2X1.0mm2 L=3.0m
APPLICATION ENVIRONMENT	Temperature of water between -20˚C~40˚C less than 1 meter depth
BUILT-IN OVERHEAT SENSOR SYSTEM	Automatic Shutdown at 75°C
MOUNTING SLEEVE	ABS 075#
DIMMABLE SUPPORT	Triac PWM 1-10V Dali

OUTER DIMENSIONS & ACCESSORIES

Unit:mm

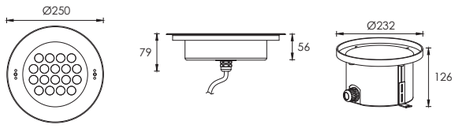

Mounting Sleeve 075#

TECHNICAL DATA

ITEM	LIGHT SOURCE	LENS	LENS DEGREE(°)Θ1/2	INPUT VOLTAGE(V)	OPERATING CURRENT(MA)	CONSUMPTION(W)	LUMINANCE(LM)	IK
B4FB1857	18×2W	B32	30°	24V DC	1900	45.6	Cool White = 2221 Warm White = 1828	10

PHOTOMETRIC CURVES



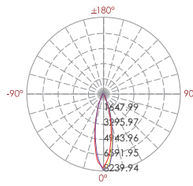

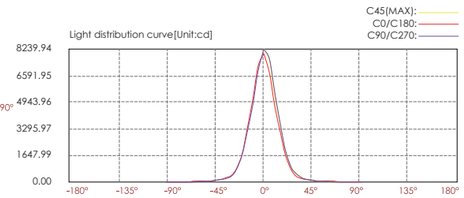

Lux distance cure

Illuminance at a distance

	Center beam LUX	Beam width V	Beam width H
2m	1981.91 LUX	0.9m	0.9m
4m	495.48 LUX	1.8m	1.8m
6m	220.21 LUX	2.8m	2.6m
8m	123.87 LUX	3.7m	3.5m
10m	79.28 LUX	4.6m	4.4m
12m	55.05 LUX	5.5m	5.3m

Ver.Spread:25.9 Horiz.Spread:24.8

TRIAC PWM 1-10V DALI IP68 OUTDOOR RATED RoHS COMPLIANT CE

Built-in Radiator

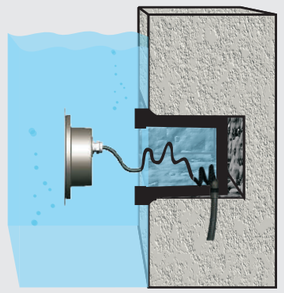

•Water must be allowed to go inside and outside sleeve freely without leaking to the other side.
•**Warning** : Must be installed under the water to prevent the light from being burnt off because of over-heating.

Overheat Sensor Inside

LED COLOUR TEMPERATURE

2000K · 3000K · 6000K

OPTICS

C8

45°/35°

L01 45/35 F024PS

OUTER DIMENSIONS & ACCESSORIES

Unit:mm

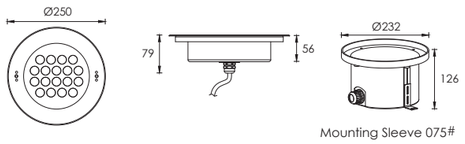

Mounting Sleeve 075#

MATERIAL SPECIFICATIONS

FRONT COVER & HOUSING	Molding shaped hard chromeplated stainless steel SUS 316L#
LIGHT WINDOW	Step tempered glass.T=10mm
GASKET	Silicone Gasket
LENS	Optical lens,efficiency≥85%
GLASS PRESSURE CAPACITY	Excellent heat conductivity aluminum.coefficient of heatConductivity≥2.0w/mk
PCB	Excellent heat conductivity aluminum.coefficient of heat Conductivity≥2.0w/mk
CABLE GLAND	IP68 PG-11 copper with nickel-coated
LED DRIVER	Constant Voltage Input,Constant Current Output
POWER CABLE	H07RN-F 2X1.0mm2 L=3.0m
APPLICATION ENVIRONMENT	Temperature of water between -20˚C~40˚C less than 1 meter depth.
BUILT-IN OVERHEAT SENSOR SYSTEM	Automatic Shutdown at 75°C
MOUNTING SLEEVE	ABS 075#
DIMMABLE SUPPORT	Triac PWM 1-10V Dali

TECHNICAL DATA

ITEM	LIGHT SOURCE	LENS	LENS DEGREE(°)Θ1/2	INPUT VOLTAGE(V)	OPERATING CURRENT(MA)	CONSUMPTION(W)	LUMINANCE(LM)
C4FB1857	18×2W Single color	C8	45°/35°	24V DC	1900	45.6	Cool White = 2532 Warm White = 2114

PHOTOMETRIC CURVES



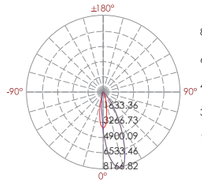

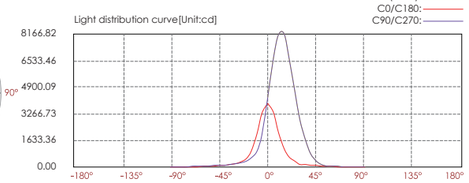

Lux distance cure

Illuminance at a distance

	Center beam LUX	Beam width V	Beam width H
2m	978.42 LUX	1.0m	0.8m
4m	244.61 LUX	1.9m	1.5m
6m	108.71 LUX	2.9m	2.3m
8m	61.15 LUX	3.8m	3.0m
10m	39.14 LUX	4.8m	3.8m
12m	27.18 LUX	5.8m	4.6m

Ver.Spread:27.0 Horiz.Spread:21.6

TRIAC PWM 1-10V DALI IP68 OUTDOOR RATED RoHS COMPLIANT CE

Built-in Radiator

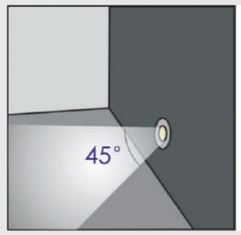

Impression drawing of C4A0158

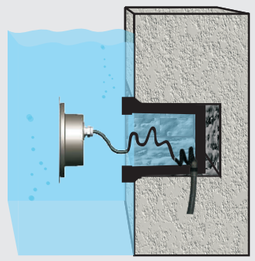

•Water must be allowed to go inside and outside sleeve freely without leaking to the other side.
•**Warning** : Must be installed under the water to prevent the light from being burnt off because of over-heating.

Overheat Sensor Inside

LED COLOUR TEMPERATURE

2000K · 3000K · 6000K

OPTICS

B26

8°
L0108C021YT

B27

13°
L0113D021YT

25°
L0125D021YT

30°
L0130D021YT

OUTER DIMENSIONS & ACCESSORIES

Unit:mm

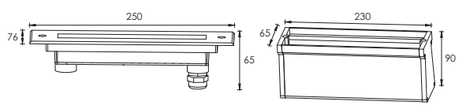

Mounting Sleeve 039#

MATERIAL SPECIFICATIONS

FRONT COVER & HOUSING	Hard chromeplated molding shaped stainless steel SUS 316#
FRONT PLATE	Hard chromeplated stainless steel SUS 316L#
LIGHT WINDOW	Step tempered glass.T=9mm
GASKET	Silicone Gasket
LENS	Optical lens,efficiency≥85%
PCB	Excellent heat conductivity aluminum.coefficient of heat Conductivity≥2.0w/mk
LED DRIVER	Constant Voltage Input,Constant Current Output
POWER CABLE	H07RN-F 2X1.0mm2 L=3.0m
APPLICATION ENVIRONMENT	Temperature of water between -20˚C~40˚C less than 1 meter depth.
CABLE GLAND	IP68 PG-11 copper with nickel-coated
BUILT-IN OVERHEAT SENSOR SYSTEM	Automatic Shutdown at 75°C
MOUNTING SLEEVE	ABS 039#
DIMMABLE SUPPORT	Triac PWM 1-10V Dali

TECHNICAL DATA

ITEM	LIGHT SOURCE	LENS	LENS DEGREE(°)Θ1/2	INPUT VOLTAGE(V)	OPERATING CURRENT(MA)	CONSUMPTION(W)	LUMINANCE(LM)	IK
B4TL0657	6×2W	B27	30°	24V DC	500	12	Cool White = 808 Warm White = 688	08

PHOTOMETRIC CURVES



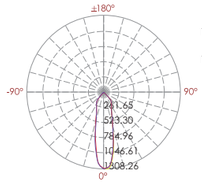

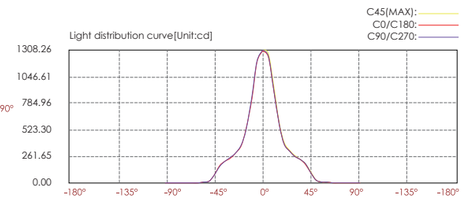

Lux distance cure

	Illuminance at a distance Center beam LUX	Beam width V	Beam width H
2m	324.84 LUX	1.0m	1.0m
4m	81.21 LUX	1.9m	1.9m
6m	36.09 LUX	2.9m	2.9m
8m	20.30 LUX	3.8m	3.8m
10m	12.99 LUX	4.8m	4.8m
12m	9.02 LUX	5.8m	5.7m

Ver.Spread:27.0 Horiz.Spread:26.9

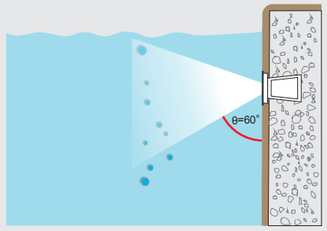

- Water must be allowed to go inside and outside sleeve freely without leaking to the other side.
- **Warning** : Must be installed under the water to prevent the light from being burnt off because of over-heating.

TRIAC PWM 1-10V DALI IP68 OUTDOOR RATED RoHS COMPLIANT CE

Overheat Sensor Inside

LED COLOUR TEMPERATURE

2000K · 3000K · 6000K

OPTICS

C11
L01 45°/35° F019HZ

45°
35°

OUTER DIMENSIONS & ACCESSORIES

Unit:mm

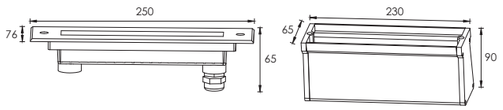

Mounting Sleeve 039#

MATERIAL SPECIFICATIONS

FRONT COVER & HOUSING	Hard chromeplated molding shaped stainless steel SUS 316#
FRONT PLATE	Hard chromeplated stainless steel SUS 316L#
LIGHT WINDOW	Step tempered glass.T=9mm
GASKET	Silicone Gasket
LENS	Asymmtrical optical lens,efficiency≥85%
PCB	Excellent heat conductivity aluminum.coefficient of heat Conductivity≥2.0w/mk
LED DRIVER	Constant Voltage Input,Constant Current Output
POWER CABLE	H07RN-F 2X1.0mm2 L=3.0m
APPLICATION ENVIRONMENT	Temperature of water between -20˚C~40˚C less than 1 meter depth
BUILT-IN OVERHEAT SENSOR SYSTEM	Automatic Shutdown at 75°C
CABLE GLAND	IP68 PG-11 copper with nickel-coated
MOUNTING SLEEVE	ABS 039#
DIMMABLE SUPPORT	Triac PWM 1-10V Dali

TECHNICAL DATA

ITEM	LIGHT SOURCE	LENS	LENS DEGREE(°)Θ1/2	INPUT VOLTAGE(V)	OPERATING CURRENT(MA)	CONSUMPTION(W)	LUMINANCE(LM)	IK
C4TL0657	6×2W	C11	45°/35°	24V DC	500	12	Cool White = 757 Warm White = 656	08

PHOTOMETRIC CURVES



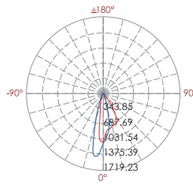

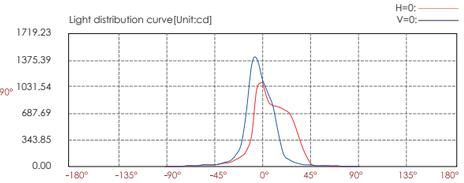

Lux distance cure

Illuminance at a distance

	Center beam LUX	Beam width V	Beam width H
2m	279.41 LUX	0.9m	0.6m
4m	69.85 LUX	1.8m	1.3m
6m	31.05 LUX	2.7m	1.9m
8m	17.46 LUX	3.7m	2.6m
10m	11.18 LUX	4.6m	3.2m
12m	7.76 LUX	5.5m	3.9m

Ver.Spread:25.7 Horiz.Spread:18.4

TRIAC PWM 1-10V DALI IP68 OUTDOOR RATED RoHS CE

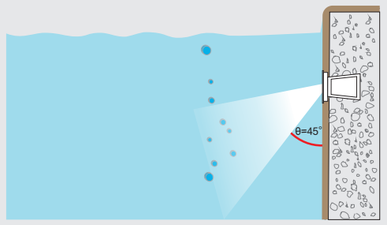

•Water must be allowed to go inside and outside sleeve freely without leaking to the other side.
•**Warning** : Must be installed under the water to prevent the light from being burnt off because of over-heating.

Overheat Sensor Inside

OPTICS

B32

20°
L0120F024PS

25°
L0125F024PS

30°
L0130F024PS

35°
L0135F024PS

45°
L0145F024PS

LED COLOUR TEMPERATURE

2000K · 3000K · 6000K

MATERIAL SPECIFICATIONS

HOUSING	Hard chromeplated molding shaped stainless steel SUS 316#
LIGHT WINDOW	Step tempered glass.T=10mm
GASKET	Silicone gasket
CABLE GLAND	IP68 PG-11 copper with nickel-coated
PCB	Excellent heat conductivity aluminum.coefficient of heat Conductivity≥2.0w/mk
LED DRIVER	Constant Voltage Input,Constant Current Output
POWER CABLE	H07RN-F 2X1.0mm2 L=3.0m
APPLICATION ENVIRONMENT	Temperature of water between -20˚C~40˚C less than 1 meter depth
BUILT-IN OVERHEAT SENSOR SYSTEM	Automatic Shutdown at 75°C
DIMMABLE SUPPORT	Triac PWM 1-10V Dali

OUTER DIMENSIONS & ACCESSORIES

Unit:mm

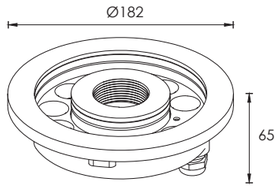

TECHNICAL DATA

ITEM	LIGHT SOURCE	LENS	LENS DEGREE(°)Θ1/2	INPUT VOLTAGE(V)	OPERATING CURRENT(MA)	CONSUMPTION(W)	LUMINANCE(LM)	IK
B4TB1257	12×2W	B32	25°	24V DC	1200	28.8	Cool White = 2067 Warm White = 1610	09

PHOTOMETRIC CURVES



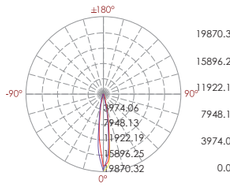

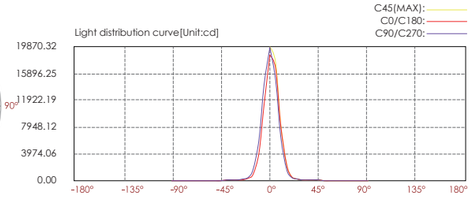

Lux distance cure

	Illuminance at a distance Center beam LUX	Beam width V	Beam width H
2m	4657.90 LUX	0.5m	0.5m
4m	1164.47 LUX	1.1m	1.0m
6m	517.54 LUX	1.6m	1.6m
8m	291.12 LUX	2.2m	2.1m
10m	186.32 LUX	2.7m	2.6m
12m	129.39 LUX	3.3m	3.1m

Ver.Spread:15.7 Horiz.Spread:15.0

TRIAC PWM 1-10V DALI IP68 OUTDOOR RATED RoHS COMPLIANT CE



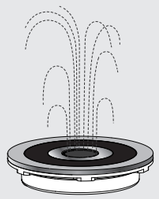

Central Ejective



Water jet pipe G11/2"taper

•**Warning** : Must be installed under the water to prevent the light from being burnt off because of over-heating.

Overheat Sensor Inside

OPTICS

B32

20°
L0120F024PS

25°
L0125F024PS

30°
L0130F024PS

35°
L0135F024PS

45°
L0145F024PS

OUTER DIMENSIONS & ACCESSORIES

Unit:mm

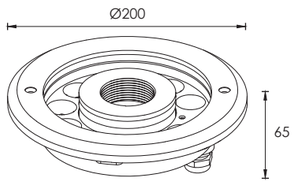

LED COLOUR TEMPERATURE

2000K · 3000K · 6000K

MATERIAL SPECIFICATIONS

HOUSING	Hard chromeplated molding shaped stainless steel SUS 316#
LIGHT WINDOW	Step tempered glass.T=10mm
GASKET	Silicone gasket
CABLE GLAND	IP68 PG-11 copper with nickel-coated
PCB	Excellent heat conductivity aluminum.coefficient of heat Conductivity≥2.0w/mk
LED DRIVER	Constant Voltage Input,Constant Current Output
POWER CABLE	H07RN-F 2X1.0mm2 L=3.0m
APPLICATION ENVIRONMENT	Temperature of water between -20˚C~40˚C less than 1 meter depth
BUILT-IN OVERHEAT SENSOR SYSTEM	Automatic Shutdown at 75°C
DIMMABLE SUPPORT	Triac PWM 1-10V Dali

TECHNICAL DATA

ITEM	LIGHT SOURCE	LENS	LENS DEGREE(°)Θ1/2	INPUT VOLTAGE(V)	OPERATING CURRENT(MA)	CONSUMPTION(W)	LUMINANCE(LM)	IK
B4TA1257	12×2W	B32	25°	24V DC	1200	28.8	Cool White = 2067 Warm White = 1610	09

PHOTOMETRIC CURVES



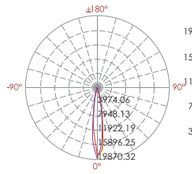

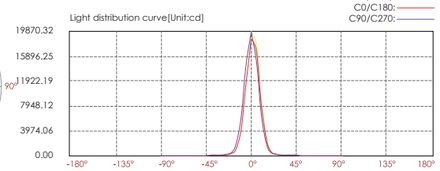

Lux distance cure

Illuminance at a distance

	Center beam LUX	Beam width V	Beam width H
2m	4657.90 LUX	0.5m	0.5m
4m	1164.47 LUX	1.1m	1.0m
6m	517.54 LUX	1.6m	1.6m
8m	291.12 LUX	2.2m	2.1m
10m	186.32 LUX	2.7m	2.6m
12m	129.39 LUX	3.3m	3.1m

Ver.Spread:15.7 Horiz.Spread:15.0

TRIAC PWM 1-10V DALI IP68 OUTDOOR RATED RoHS COMPLIANT CE

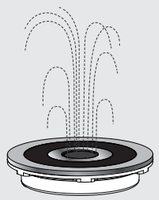

Central Ejective

Water jet pipe G11/2"taper

•**Warning** : Must be installed under the water to prevent the light from being burnt off because of over-heating.

Overheat Sensor Inside

OPTICS

B13

6°
L0106D023LK

13°
L0113D023LK

20°
L0120D023LK

30°
L0130D023LK

40°

LED COLOUR TEMPERATURE

2000K · 3000K · 6000K

MATERIAL SPECIFICATIONS

HOUSING	Hard chromeplated molding shaped stainless steel SUS 316#
FRONT COVER	Hard chromeplated stainless steel SUS 316L#
LIGHT WINDOW	Step tempered glass.T=8mm
GASKET	Silicone gasket
CABLE GLAND	IP68 PG-11 copper with nickel-coated
PCB	Excellent heat conductivity aluminum.coefficient of heat Conductivity≥2.0w/mk
LED DRIVER	Constant Voltage Input,Constant Current Output
POWER CABLE	H07RN-F 2X1.0mm2 L=3.0m
APPLICATION ENVIRONMENT	Temperature of water between -20˚C~40˚C less than 1 meter depth
BUILT-IN OVERHEAT SENSOR SYSTEM	Automatic Shutdown at 75°C
DIMMABLE SUPPORT	Triac PWM 1-10V Dali

OUTER DIMENSIONS & ACCESSORIES

Unit:mm

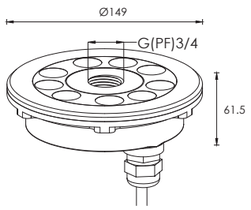

TECHNICAL DATA

ITEM	LIGHT SOURCE	LENS	LENS DEGREE(°)Θ1/2	INPUT VOLTAGE(V)	OPERATING CURRENT(MA)	CONSUMPTION(W)	LUMINANCE(LM)	IK
B4SB0957	9×1.5W	B13	20°	12V DC	1291	15.5	Cool White = 1317 Warm White = 1054	09

PHOTOMETRIC CURVES



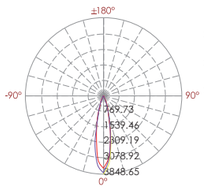

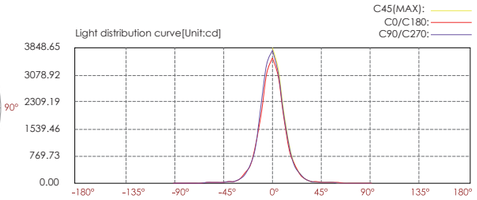

Lux distance cure

	Illuminance at a distance Center beam LUX	Beam width V	Beam width H
2m	890.78 LUX	0.8m	0.7m
4m	222.70 LUX	1.6m	1.5m
6m	98.98 LUX	2.4m	2.2m
8m	55.67 LUX	3.2m	3.0m
10m	35.63 LUX	4.0m	3.7m
12m	24.74 LUX	4.7m	4.4m

Ver.Spread:22.4 Horiz.Spread:21.0

TRIAC PWM 1-10V DALI IP68 OUTDOOR RATED RoHS CE

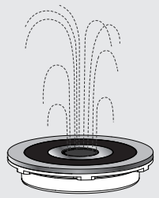

Central Ejective

Water jet pipe G(PF)3/4'taper

•**Warning** : Must be installed under the water to prevent the light from being burnt off because of over-heating.

Overheat Sensor Inside

OPTICS

B13

6°
L0106D023LK

13°
L0113D023LK

20°
L0120D023LK

30°
L0130D023LK

40°

OUTER DIMENSIONS & ACCESSORIES

Unit:mm

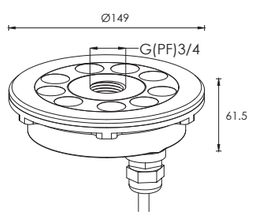

LED COLOUR TEMPERATURE

2000K · 3000K · 6000K

MATERIAL SPECIFICATIONS

HOUSING	Hard chromeplated molding shaped stainless steel SUS 316#
FRONT COVER	Hard chromeplated stainless steel SUS 316L#
LIGHT WINDOW	Step tempered glass.T=8mm
WATERPROOF SEAL	Silicone Gasket
LENS	Separate optical lens efficiency≥85%
CABLE GLAND	IP68 PG-11 copper with nickel-coated
PCB	Excellent heat conductivity aluminum.coefficient of heat Conductivity≥2.0w/mk
LED DRIVER	Constant Voltage Input,Constant Current Output
POWER CABLE	H07RN-F 2X1.0mm2 L=3.0m
APPLICATION ENVIRONMENT	Temperature of water between -20˚C~40˚C less than 1 meter depth.
BUILT-IN OVERHEAT SENSOR SYSTEM	Automatic Shutdown at 75°C
DIMMABLE SUPPORT	Triac PWM 1-10V Dali

TECHNICAL DATA

ITEM	LIGHT SOURCE	LENS	LENS DEGREE(°)Θ1/2	INPUT VOLTAGE(V)	OPERATING CURRENT(MA)	CONSUMPTION(W)	LUMINANCE(LM)	IK
B4B0657	6×2W Single color	B13	30°	24V DC	500	12	Cool White = 802 Warm White = 687	08

PHOTOMETRIC CURVES



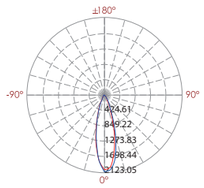

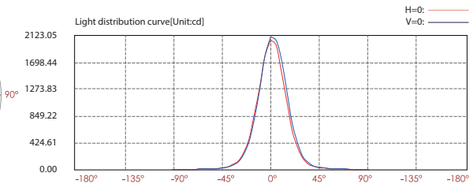

Lux distance cure

Illuminance at a distance	Center beam LUX	Beam width V	Beam width H
2m	509.87 LUX	1.0m	1.0m
4m	127.47 LUX	2.0m	2.0m
6m	56.65 LUX	2.9m	3.1m
8m	31.87 LUX	3.9m	4.1m
10m	20.39 LUX	4.9m	5.1m
12m	14.16 LUX	5.9m	6.1m

Ver.Spread:27.6 Horiz.Spread:28.7

TRIAC PWM 1-10V DALI IP68 OUTDOOR RATED RoHS CE



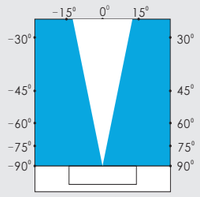

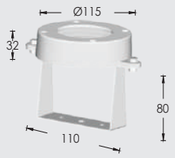

Optional stainless steel bracket



Efficient heat-sink

IP-68 cable gland

•**Warning** : Must be installed under the water to prevent the light from being burnt off because of over-heating.



Overheat Sensor Inside 2.6KG

OPTICS

B15

10°
L0110D016LK

15°
L0115D016LK

20°
L0120D016LK

30°
L0130D016LK

OUTER DIMENSIONS & ACCESSORIES

Unit:mm

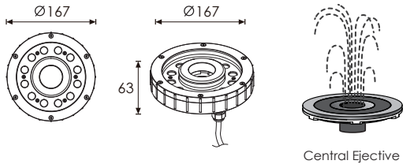

Central Ejective

•**Warning** : Must be installed under the water to prevent the light from burning up because of over-heating.

LED COLOUR TEMPERATURE

2000K · 3000K · 6000K

MATERIAL SPECIFICATIONS

FRONT COVER & HOUSING	I Made by High thermal Nylon
GASKET	I Silicone Gasket
LIGHT WINDOW	I Step tempered glass. T=8mm
LENS	I Optical lens, efficiency≥85%
CABLE GLAND	I IP68 PG-11 PA66
PCB	I Excellent heat conductivity aluminum, coefficient of heat conductivity≥2.0w/mk
LED DRIVER	I Constant Voltage Input,Constant Current Output
APPLICATION ENVIRONMENT	I Temperature of water between -20°C~40°C less than 1 meter depth.
BUILT-IN OVERHEAT SENSOR SYSTEM	I Automatic Shutdown at 75°C
POWER CABLE	I H05RN-F 2X1.0mm L=3m
DIMMABLE SUPPORT	I Triac PWM 1-10V Dali

TECHNICAL DATA

ITEM	LIGHT SOURCE	LENS	LENS DEGREE(°)Θ1/2	INPUT VOLTAGE(V)	OPERATING CURRENT(MA)	CONSUMPTION(W)	LUMINANCE(LM)	IK
B4E1256	12×1W	B15	20°	24V DC	580	14	Cool White = 1390 Warm White = 1226	07

PHOTOMETRIC CURVES



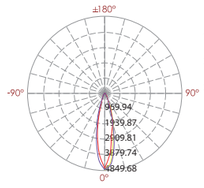

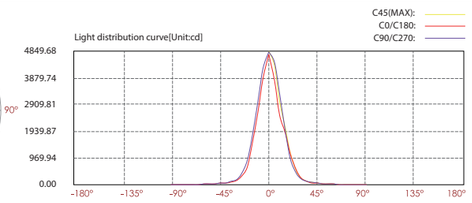

Lux distance cure

Illuminance at a distance

	Center beam LUX	Beam width V	Beam width H
2m	1181.11 LUX	0.9m	0.8m
4m	295.45 LUX	1.8m	1.6m
6m	131.31 LUX	2.7m	2.3m
8m	73.86 LUX	3.6m	3.1m
10m	147.27 LUX	4.6m	3.9m
12m	32.83 LUX	5.5m	4.7m

Ver.Spread:25.7 Horiz.Spread:22.0

TRIAC PWM 1-10V DALI IP68 OUTDOOR RATED RoHS COMPLIANT CE

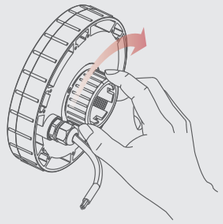

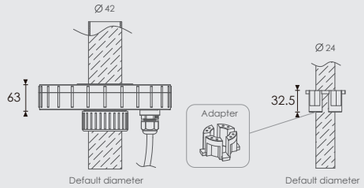

The converter of Sprinkler pipe diameter

OPTICS

B33
(B33D/B33F)

9°(B33F)
L0109F023YH

15°
L0115D023YH

20°
L0120D023YH

30°
L0130D023YH

45°
L0145D023YH

LED COLOUR TEMPERATURE

2000K · 3000K · 6000K

OUTER DIMENSIONS & ACCESSORIES

Unit:mm

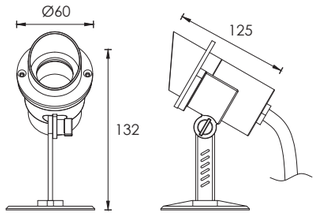

•**Warning :** Must be installed under the water to prevent the light from burning up because of over-heating.

MATERIAL SPECIFICATIONS

HOUSING	Hard chromeplated Molding shaped stainless steel SUS 316L#
FRONT COVER	Hard chromeplated Stainless steel SUS 316L#
LIGHT WINDOW	Step tempered glass.T=7mm
WATERPROOF SEAL	EPDM gasket
LENS	Separate optical lens efficiency≥85%
CABLE GLAND	IP68 M1 6a copper with nickel-coated
PCB	Excellent heat conductivity aluminum.coefficient of heat Conductivity≥2.0w/mk
LED DRIVER	Constant Voltage Input,Constant Current Output
POWER CABLE	H07RN-F 2X1.0mm2 L=3.0m
APPLICATION ENVIRONMENT	Temperature of water between -20˚C~40˚C less than 1 meter depth
DIMMABLE SUPPORT	Triac PWM 1-10V Dali

TECHNICAL DATA

ITEM	LIGHT SOURCE	LENS	LENS DEGREE(°)Θ1/2	INPUT VOLTAGE(V)	OPERATING CURRENT(MA)	CONSUMPTION(W)	LUMINANCE(LM)	IK
B5AF0158	1×3W	B33D	30°	24V DC	110	2.6	Cool White = 174 Warm White = 139	06

PHOTOMETRIC CURVES



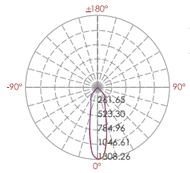

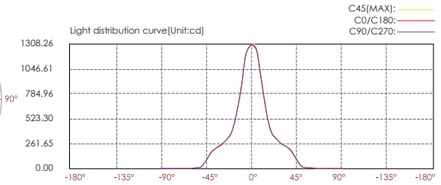

Lux distance cure

Center beam LUX	Illuminance at a distance	Beam width V	Beam width H
2m	324.84 LUX	1.0m	1.0m
4m	81.21 LUX	1.9m	1.9m
6m	36.09 LUX	2.9m	2.9m
8m	20.30 LUX	3.8m	3.8m
10m	12.99 LUX	4.8m	4.8m
12m	9.02 LUX	5.8m	5.7m

Ver.Spread:27.0 Horiz.Spread:26.9

TRIAC PWM 1-10V DALI IP68 OUTDOOR RATED RoHS COMPLIANT CE

ADJUSTABLE BEAM DIRECTION

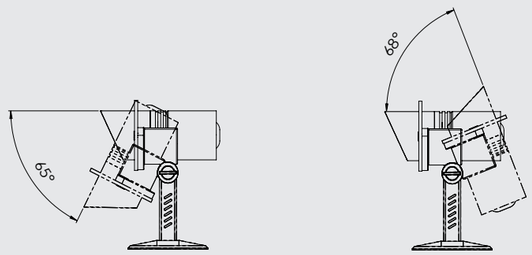

Overheat Sensor Inside

OPTICS



LED COLOUR TEMPERATURE

2000K · 3000K · 6000K

OUTER DIMENSIONS & ACCESSORIES

Unit:mm

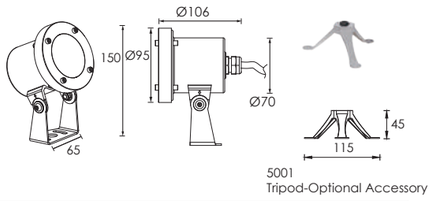

•**Warning :** Must be installed under the water to prevent the light from burning up because of over-heating.

MATERIAL SPECIFICATIONS

FRONT COVER & HOUSING	Hard chromeplated molding shaped stainless steel sus 316L#
LIGHT WINDOW	PMMA 8mm
GASKET	Silicone gasket
LED	Nichia
CABLE GLAND	IP68 PG-11 copper with nickel-coated
PCB	Excellent heat conductivity aluminum.coefficient of heatConductivity≥2.0w/mk
LED DRIVER	Constant Voltage Input,Constant Current Output
POWER CABLE	H07RN-F 2X1.0mm2 L=3.0m
BUILT-IN OVERHEAT SENSOR SYSTEM	Automatic Shutdown at 75°C
APPLICATION ENVIRONMENT	Temperature of water between -20˚C~40˚C less than 1 meter depth.
DIMMABLE SUPPORT	Triac PWM 1-10V Dali

TECHNICAL DATA

ITEM	LIGHT SOURCE	LENS	LENS DEGREE(°)Θ1/2	INPUT VOLTAGE(V)	OPERATING CURRENT(MA)	CONSUMPTION(W)	LUMINANCE(LM)	IK
B5XA0357	3×2W	B33D	30°	24V DC	320	7.7	Cool White = 760 Warm White = 674	08

PHOTOMETRIC CURVES

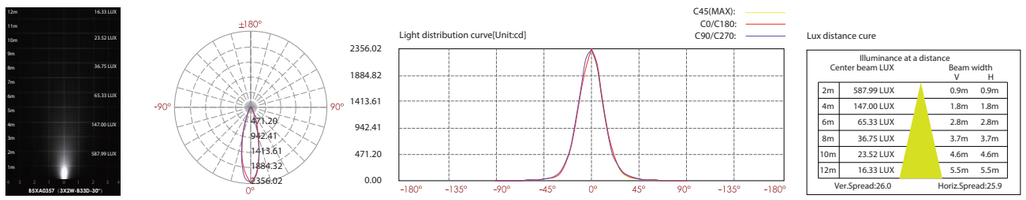

TRIAC PWM 1-10V DALI IP68 OUTDOOR RATED RoHS CE

Overheat Sensor Inside

OPTICS



LED COLOUR TEMPERATURE

2000K · 3000K · 6000K

OUTER DIMENSIONS & ACCESSORIES

Unit:mm

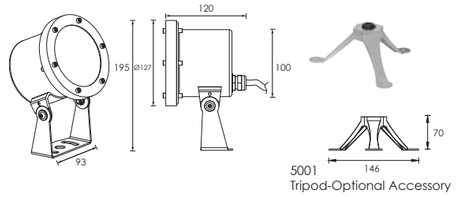

•**Warning :** Must be installed under the water to prevent the light from burning up because of over-heating.

MATERIAL SPECIFICATIONS

FRONT COVER & HOUSING	Hard chromeplated molding shaped stainless steel sus 316L#
LIGHT WINDOW	PMMA 8mm
GASKET	Silicone gasket
LED	Nichia
CABLE GLAND	IP68 PG-11 copper with nickel-coated
PCB	Excellent heat conductivity aluminum.coefficient of heatConductivity≥2.0w/mk
LED DRIVER	Constant Voltage Input,Constant Current Output
POWER CABLE	H07RN-F 2X1.0mm2 L=3.0m
BUILT-IN OVERHEAT SENSOR SYSTEM	Automatic Shutdown at 75°C
APPLICATION ENVIRONMENT	Temperature of water between -20˚C~40˚C less than 1 meter depth
DIMMABLE SUPPORT	Triac PWM 1-10V Dali

TECHNICAL DATA

ITEM	LIGHT SOURCE	LENS	LENS DEGREE(°)Θ1/2	INPUT VOLTAGE(V)	OPERATING CURRENT(MA)	CONSUMPTION(W)	LUMINANCE(LM)	IK
B5YA0658	6×3W	B33D	30°	24V DC	900	21.5	Cool White = 1700 Warm White = 1503	08

PHOTOMETRIC CURVES

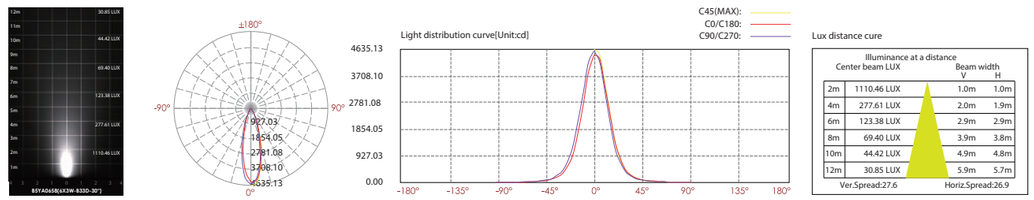

TRIAC PWM 1-10V DALI IP68 OUTDOOR RATED RoHS CE

Overheat Sensor Inside

OPTICS

B33
(B33D/B33F)

9°(B33F)
L0109F023YH

15°
L0115D023YH

20°
L0120D023YH

30°
L0130D023YH

45°
L0145D023YH

LED COLOUR TEMPERATURE

2000K · 3000K · 6000K

OUTER DIMENSIONS & ACCESSORIES

Unit:mm

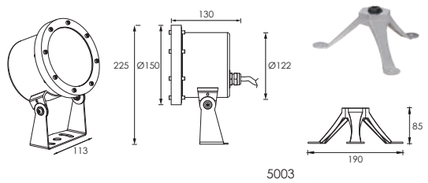

5003
Tripod-Optional Accessory

•**Warning :** Must be installed under the water to prevent the light from burning up because of over-heating.

MATERIAL SPECIFICATIONS

FRONT COVER & HOUSING	Hard chromeplated molding shaped stainless steel sus 316L#
LIGHT WINDOW	PMMA 8mm
GASKET	Silicone gasket
LED	Nichia
CABLE GLAND	IP68 PG-11 copper with nickel-coated
PCB	Excellent heat conductivity aluminum.coefficient of heatConductivity≥2.0w/mk
LED DRIVER	Constant Voltage Input,Constant Current Output
POWER CABLE	H07RN-F 2X1.0mm2 L=3.0m
BUILT-IN OVERHEAT SENSOR SYSTEM	Automatic Shutdown at 75°C
APPLICATION ENVIRONMENT	Temperature of water between -20˚C~40˚C less than 1 meter depth
DIMMABLE SUPPORT	Triac PWM 1-10V Dali

TECHNICAL DATA

ITEM	LIGHT SOURCE	LENS	LENS DEGREE(°)Θ1/2	INPUT VOLTAGE(V)	OPERATING CURRENT(MA)	CONSUMPTION(W)	LUMINANCE(LM)	IK
B5ZA1258	12×3W	B33D	30°	24V DC	1600	38.4	Cool White = 3031 Warm White = 2668	08

PHOTOMETRIC CURVES



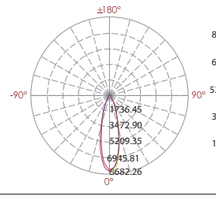

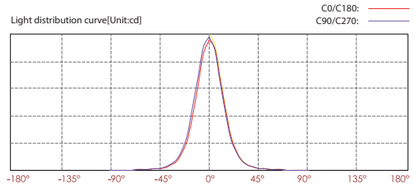

Lux distance cure

Illuminance at a distance

	Center beam LUX	Beam width V	Beam width H
2m	2082.77 LUX	1.0m	0.9m
4m	520.69 LUX	1.9m	1.9m
6m	231.42 LUX	2.9m	2.8m
8m	130.17 LUX	3.9m	3.8m
10m	83.31 LUX	4.9m	4.7m
12m	57.85 LUX	5.8m	5.6m

Ver.Spread:27.3 Horiz.Spread:26.5

TRIAC PWM 1-10V DALI IP68 OUTDOOR RATED RoHS CE

Overheat Sensor Inside

OPTICS

R5

18°
R0118C044XL

25°
R0125C044XL

40°
R0140C044XL

LED COLOUR TEMPERATURE

3000K · 6000K

OUTER DIMENSIONS & ACCESSORIES

Unit:mm

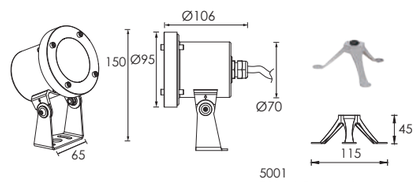

5001
Tripod-Optional Accessory

•**Warning :** Must be installed under the water to prevent the light from burning up because of over-heating.

MATERIAL SPECIFICATIONS

FRONT COVER & HOUSING	Hard chromeplated molding shaped stainless steel sus 316L#
LIGHT WINDOW	PMMA 8mm
GASKET	Silicone gasket
LED	Nichia
REFLECTOR	Optical Reflector,efficiency≥85%
CABLE GLAND	IP68 PG-11 copper with nickel-coated
PCB	Excellent heat conductivity aluminum.coefficient of heatConductivity≥2.0w/mk
LED DRIVER	Constant Voltage Input,Constant Current Output
POWER CABLE	H07RN-F 2X1.0mm2 L=3.0m
BUILT-IN OVERHEAT SENSOR SYSTEM	Automatic Shutdown at 75°C
APPLICATION ENVIRONMENT	Temperature of water between -20˚C~40˚C less than 1 meter depth

TECHNICAL DATA

ITEM	LIGHT SOURCE	REFLECTOR	LENS DEGREE(°)Θ1/2	INPUT VOLTAGE(V)	OPERATING CURRENT(MA)	CONSUMPTION(W)	LUMINANCE(LM)	IK
R5XA0127	1×8W	R5	25°	24V DC	340	8.1	Cool White = 674 Warm White = 625	08

PHOTOMETRIC CURVES



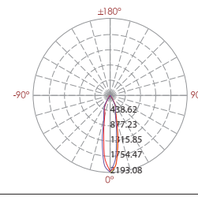

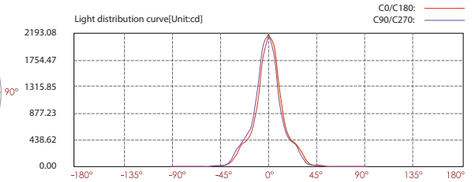

Lux distance cure

Illuminance at a distance

	Center beam LUX	Beam width V	Beam width H
2m	537.90 LUX	0.8m	0.8m
4m	134.47 LUX	1.5m	1.5m
6m	59.77 LUX	2.3m	2.3m
8m	33.62 LUX	3.1m	3.0m
10m	21.52 LUX	3.8m	3.8m
12m	14.94 LUX	4.6m	4.6m

Ver.Spread:21.6 Horiz.Spread:21.5

IP68 OUTDOOR RATED RoHS CE

Overheat Sensor Inside

OPTICS

R18

12°
R0112C075XL

22°
R0122C075XL

35°
R0135C075XL

55°
R0155C075XL

LED COLOUR TEMPERATURE

3000K · 6000K

OUTER DIMENSIONS & ACCESSORIES

Unit:mm

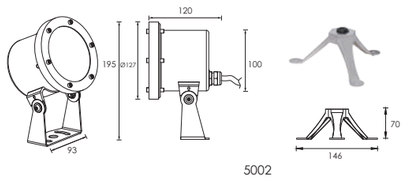

5002
Tripod-Optional Accessory

•**Warning :** Must be installed under the water to prevent the light from burning up because of over-heating.

MATERIAL SPECIFICATIONS

FRONT COVER & HOUSING	Hard chromeplated molding shaped stainless steel sus 316L#
LIGHT WINDOW	PMMA 8mm
GASKET	Silicone gasket
LED	Nichia
REFLECTOR	Optical Reflector,efficiency≥85%
CABLE GLAND	IP68 PG-11 copper with nickel-coated
PCB	Excellent heat conductivity aluminum.coefficient of heatConductivity≥2.0w/mk
LED DRIVER	Constant Voltage Input,Constant Current Output
POWER CABLE	H07RN-F 2X1.0mm2 L=3.0m
BUILT-IN OVERHEAT SENSOR SYSTEM	Automatic Shutdown at 75°C
APPLICATION ENVIRONMENT	Temperature of water between -20˚C~40˚C less than 1 meter depth

TECHNICAL DATA

ITEM	LIGHT SOURCE	REFLECTOR	LENS DEGREE(°)Θ1/2	INPUT VOLTAGE(V)	OPERATING CURRENT(MA)	CONSUMPTION(W)	LUMINANCE(LM)	IK
R5YA0169	1×16W	R18	22°	24V DC	700	17	Cool White = 1344 Warm White = 1183	08

PHOTOMETRIC CURVES



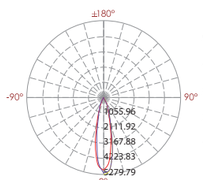

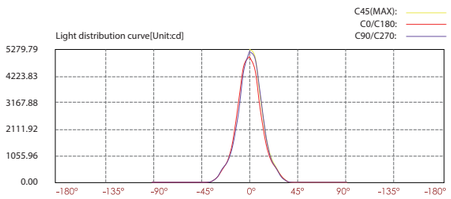

Lux distance cure

Illuminance at a distance

Center beam LUX		Beam width V	Beam width H
2m	1245.82 LUX	0.8m	0.8m
4m	311.45 LUX	1.7m	1.6m
6m	138.42 LUX	2.5m	2.5m
8m	77.86 LUX	3.3m	3.3m
10m	49.83 LUX	4.2m	4.1m
12m	34.61 LUX	5.0m	4.9m

Ver.Spread:23.5 Horiz.Spread:23.2

IP68 OUTDOOR RATED RoHS COMPLIANT CE

Overheat Sensor Inside

OPTICS

R19

10°
R0110C095XL

22°
R0122C095XL

38°
R0138C095XL

LED COLOUR TEMPERATURE

3000K · 6000K

OUTER DIMENSIONS & ACCESSORIES

Unit:mm

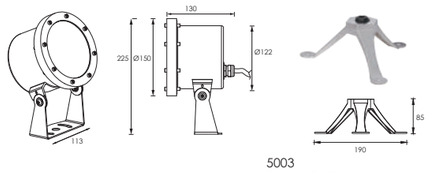

5003
Tripod-Optional Accessory

•**Warning :** Must be installed under the water to prevent the light from burning up because of over-heating.

MATERIAL SPECIFICATIONS

FRONT COVER & HOUSING	Hard chromeplated molding shaped stainless steel sus 316L#
LIGHT WINDOW	PMMA 8mm
GASKET	Silicone gasket
LED	Nichia
REFLECTOR	Optical Reflector,efficiency≥85%
CABLE GLAND	IP68 PG-11 copper with nickel-coated
PCB	Excellent heat conductivity aluminum.coefficient of heatConductivity≥2.0w/mk
LED DRIVER	Constant Voltage Input,Constant Current Output
POWER CABLE	H07RN-F 2X1.0mm2 L=3.0m
BUILT-IN OVERHEAT SENSOR SYSTEM	Automatic Shutdown at 75°C
APPLICATION ENVIRONMENT	Temperature of water between -20˚C~40˚C less than 1 meter depth

TECHNICAL DATA

ITEM	LIGHT SOURCE	REFLECTOR	LENS DEGREE(°)Θ1/2	INPUT VOLTAGE(V)	OPERATING CURRENT(MA)	CONSUMPTION(W)	LUMINANCE(LM)	IK
R5ZA0171	1×20W	R19	22°	24V DC	860	20.5	Cool White = 1679 Warm White = 1478	10

PHOTOMETRIC CURVES



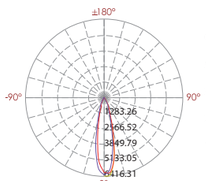

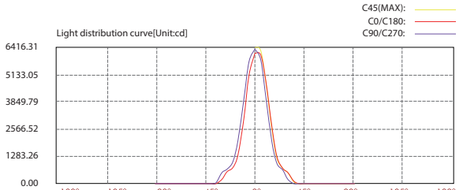

Lux distance cure

Illuminance at a distance

Center beam LUX		Beam width V	Beam width H
2m	1531.21 LUX	0.9m	0.8m
4m	382.80 LUX	1.7m	1.7m
6m	170.13 LUX	2.6m	2.5m
8m	95.70 LUX	3.4m	3.3m
10m	61.25 LUX	4.3m	4.2m
12m	42.53 LUX	5.2m	5.0m

Ver.Spread:24.3 Horiz.Spread:23.7

IP68 OUTDOOR RATED RoHS COMPLIANT CE

Overheat Sensor Inside

OPTICS

B32

20°
L0120F024PS

25°
L0125F024PS

30°
L0130F024PS

35°
L0135F024PS

45°
L0145F024PS

LED COLOUR TEMPERATURE

2000K · 3000K · 6000K

OUTER DIMENSIONS & ACCESSORIES

Unit:mm

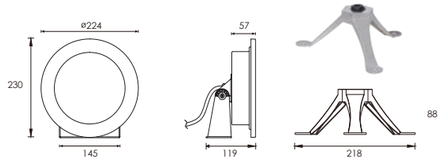

5003
Tripod-Optional Accessory

•**Warning :** Must be installed under the water to prevent the light from burning up because of over-heating.

MATERIAL SPECIFICATIONS

FRONT COVER & HOUSING	Hard chromeplated molding shaped stainless steel SUS 316L#
LIGHT WINDOW	Step tempered glass.T=10mm
GASKET	EPDM gasket
LENS	Optical lens,efficiency≥85%
CABLE GLAND	IP68 PG-11 copper with nickel-coated
PCB	Excellent heat conductivity aluminum.coefficient of heat Conductivity≥2.0w/mk
LED DRIVER	Constant Voltage Input,Constant Current Output
POWER CABLE	H07RN-F 2X1.0mm2 L=3.0m
APPLICATION ENVIRONMENT	Temperature of water between -20˚C~40˚C less than 1 meter depth
BUILT-IN OVERHEAT SENSOR SYSTEM	Automatic Shutdown at 75°C
DIMMABLE SUPPORT	Triac PWM 1-10V Dali

TECHNICAL DATA

ITEM	LIGHT SOURCE	LENS	LENS DEGREE(°)Θ1/2	INPUT VOLTAGE(V)	OPERATING CURRENT(MA)	CONSUMPTION(W)	LUMINANCE(LM)	IK
B5FA1857	18×2W	B32	35°	24V DC	1900	45.6	Cool White = 2221 Warm White = 1828	10

PHOTOMETRIC CURVES



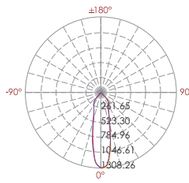

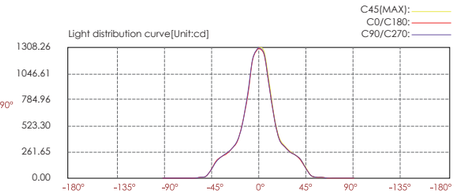

Lux distance cure

Illuminance at a distance		Beam width V	Beam width H
Center beam LUX			
2m	324.84 LUX	1.0m	1.0m
4m	81.21 LUX	1.9m	1.9m
6m	36.09 LUX	2.9m	2.9m
8m	20.30 LUX	3.8m	3.8m
10m	12.99 LUX	4.8m	4.8m
12m	9.02 LUX	5.8m	5.7m
Ver.Spread:27.0		Horiz.Spread:26.9	

TRIAC PWM 1-10V DALI IP68 OUTDOOR RATED RoHS COMPLIANT CE



Tripod-Optional Accessory

Bracket

Back View

Overheat Sensor Inside

OPTICS

B26

8°
L0108C021YT

B27

13°
L0113D021YT

25°
L0125D021YT

30°
L0130D021YT

LED COLOUR TEMPERATURE

2000K · 3000K · 6000K

OUTER DIMENSIONS & ACCESSORIES

Unit:mm

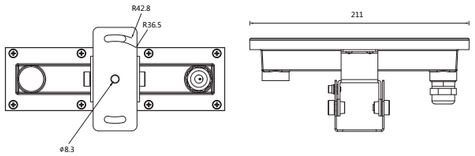

•**Warning :** Must be installed under the water to prevent the light from burning up because of over-heating.

MATERIAL SPECIFICATIONS

HOUSING	Hard chromeplated molding shaped stainless steel SUS 316L#
FRONT COVER	Hard chromeplated stainless steel SUS 316L#
LIGHT WINDOW	Step tempered glass.T=5mm
LENS	Separate optical lens efficiency≥85%
BRACKET	Hard chromeplated molding shaped stainless steel SUS 316#
LED	OSRAM or NICHIA
CABLE GLAND	IP68 PG-11 copper with nickel-coated
PCB	Excellent heat conductivity aluminum.coefficient of heat Conductivity≥2.0w/mk
SEAL	Molding shaped silicon seal under the front cover Silicon glue among LED,lens and PCB
POWER CABLE	H07RN-F 2X1.0mm2 L=3.0m
BUILT-IN OVERHEAT SENSOR SYSTEM	Automatic Shutdown at 75°C
APPLICATION ENVIRONMENT	Temperature of water between -20˚C~40˚C less than 1 meter depth
DIMMABLE SUPPORT	Triac PWM 1-10V Dali

TECHNICAL DATA

ITEM	LIGHT SOURCE	LENS	LENS DEGREE(°)Θ1/2	INPUT VOLTAGE(V)	OPERATING CURRENT(MA)	CONSUMPTION(W)	LUMINANCE(LM)	IK
B5TL0657	6×2W	B27	30°	24V DC	491	11.8	Cool White = 605 Warm White = 520	08

PHOTOMETRIC CURVES



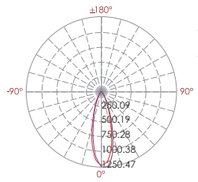

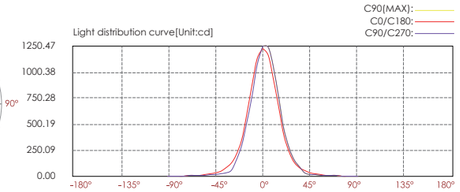

Lux distance cure

Illuminance at a distance

	Center beam LUX	Beam width V	Beam width H
2m	306.75 LUX	1.1m	1.1m
4m	76.69 LUX	2.1m	2.1m
6m	34.08 LUX	3.2m	3.2m
8m	19.17 LUX	4.3m	4.2m
10m	12.27 LUX	5.3m	5.3m
12m	8.52 LUX	6.4m	6.4m

Ver.Spread:29.9 Horiz.Spread:29.7

TRIAC PWM 1-10V DALI IP68 OUTDOOR RATED RoHS COMPLIANT CE

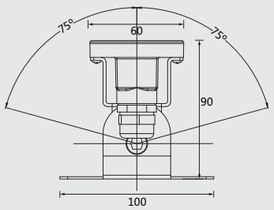

50° Downward rotation 70° Upward rotation.°

IP-65 Slim Type Linear Wall Washer



LED COLOUR TEMPERATURE

2000K · 3000K · 6000K

OPTICS

B38

30°
L0130D014YH

40°
L0140D014YH

50°
L0150D013TH

60°
L0160D013TH

OUTER DIMENSIONS & ACCESSORIES

Unit:mm

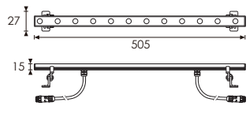

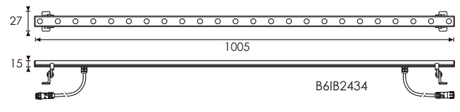

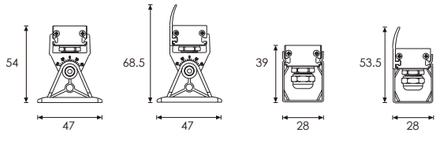

MATERIAL SPECIFICATIONS

HOUSING	Aluminum extrusion #6061, finish: Anodized or Painting
BRACKET	Nylon Rotatable type bracket or Stainless steel Angle Fixed type bracket
LIGHT WINDOW	Tempered glass T=2mm2 with printing.
CABLE GLAND	Copper PG-7 IP65
POWER CABLE	H03VV-F 2X0.75mm2 L=20 cm With Plug/Socket connector MAX capacity of Current=5A
DIMMABLE SUPPORT	Triac PWM 1-10V Dali

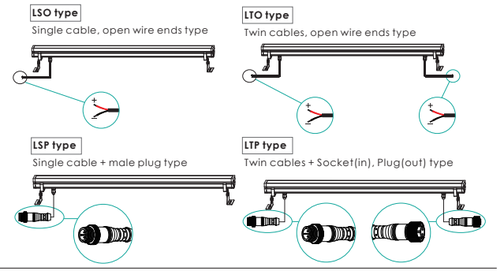

OPTIONAL PARTS

•Air Valve

•Stainless Steel Bracket

•Plug/Socket Connector

•Cap-Optional Accessory



•Cap-Optional Accessory

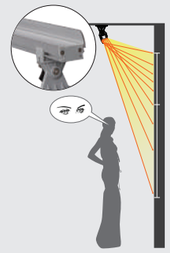

The cap can effectively :
1. Reduce the people view angle to the light
2. concentrate the brightness

The bracket of Rotatable type

Stand

The bracket of Angle-Fixed type

Option

•Bracket

TECHNICAL DATA

ITEM	LIGHT SOURCE	LENS	LENGTH(MM)	LENS DEGREE(°)Θ1/2	INPUT VOLTAGE(V)	OPERATING CURRENT(MA)	CONSUMPTION(W)	LUMINANCE(LM)	IK
B6IB0634	6×0.5W NICHIA	B38	255	40°	24V DC	152	3.6	Cool White = 320 Warm White = 289	05
B6IB1234	12×0.5W NICHIA	B38	505	40°	24V DC	305	7.30	Cool White = 557 Warm White = 510	05
B6IB2434	24×0.5W NICHIA	B38	1005	40°	24V DC	611	14.7	Cool White = 1114 Warm White = 1020	05

PHOTOMETRIC CURVES



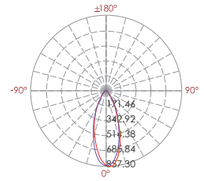

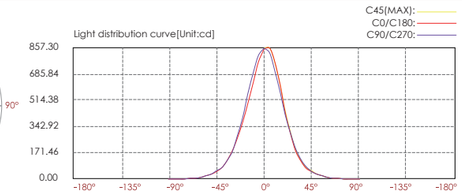

Lux distance cure

Illuminance at a distance	Center beam LUX	Beam width V	Beam width H
2m	212.38 LUX	1.4m	1.4m
4m	53.09 LUX	2.8m	2.8m
6m	23.60 LUX	4.2m	4.2m
8m	13.27 LUX	5.6m	5.5m
10m	8.50 LUX	7.0m	6.9m
12m	5.90 LUX	8.5m	8.3m
	Ver.Spread:38.9		Horiz.Spread:38.3

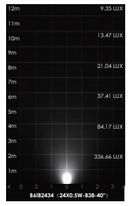

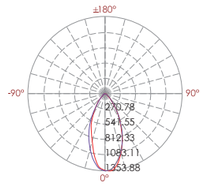

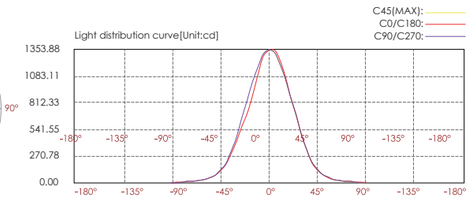

Lux distance cure

Illuminance at a distance	Center beam LUX	Beam width V	Beam width H
2m	336.66 LUX	1.80m	1.70m
4m	84.17 LUX	3.70m	3.40m
6m	37.41 LUX	5.50m	5.10m
8m	21.04 LUX	7.40m	6.80m
10m	13.47 LUX	9.20m	8.50m
12m	9.35 LUX	11.1m	10.2m
	Ver.Spread:49.7		Horiz.Spread:46.2

TRIAC PWM 1-10V DALI IP65 OUTDOOR RATED RoHS COMPLIANT CE

IP-65 Slim Type Linear Light Bar

OUTER DIMENSIONS & ACCESSORIES

Unit:mm

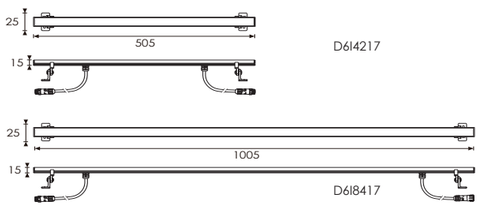

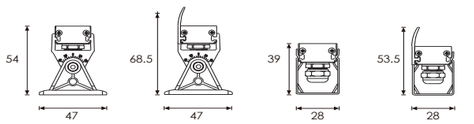

LSO type
Single cable, open wire ends type

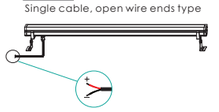

LTO type
Twin cables, open wire ends type

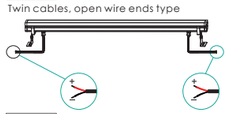

LSP type
Single cable + male plug type

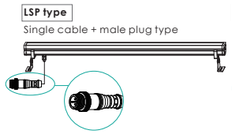

LTP type
Twin cables + Socket(in), Plug(out) type

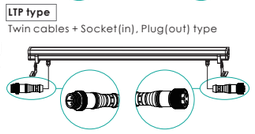

LED COLOUR TEMPERATURE

2000K · 3000K · 6000K

OPTICS

N/A

MATERIAL SPECIFICATIONS

HOUSING	I Aluminum anodized finshing & powder painting
DIFFUSE	I PC T=2mm
CABLE GLAND	I Copper and nickel coated
LED	I SMD2835
PCB	I Heat Conductivity≥2.0w/mk
LED DRIVER	I Constant current IC on the board
OPERATING TEMPERATURE	I -20°C~40°C
POWER CABLE	I H03VV-F 2X0.75mm2 L=option
DIMMABLE SUPPORT	I Triac PWM 1-10V Dali

OPTIONAL PARTS

•Air Valve

•Stainless Steel Bracket

•Plug/Socket Connector

•Cap-Optional Accessory

•Cap-Optional Accessory

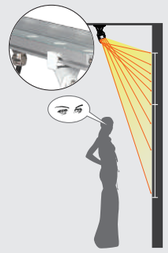

The cap can effectively :
1. Reduce the people view angle to the light
2. concentrate the brightness

The bracket of Rotatable type

Regular

The bracket of Angle-Fixed type

Option

•Bracket

TECHNICAL DATA

ITEM	LIGHT SOURCE	LENGTH(MM)	LENS DEGREE(°)Θ1/2	INPUT VOLTAGE(V)	OPERATING CURRENT(MA)	CONSUMPTION(W)	LUMINANCE(LM)	PF	IK
D6I4217	42×0.2W	505	120°	24V DC	350	8.5	Cool White = 430 Warm White = 418	1	02
D6I8417	84×0.2W	1005	120°	24V DC	700	17	Cool White = 994 Warm White = 867	1	02

PHOTOMETRIC CURVES



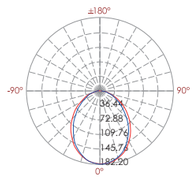

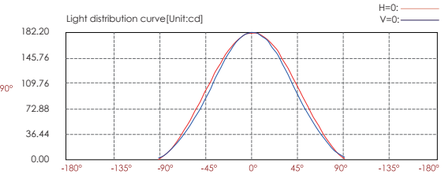

Lux distance cure

Illuminance at a distance		Beam width	
	Center beam LUX	V	H
2m	45.40 LUX	4.50m	3.90m
4m	11.35 LUX	9.00m	7.90m
6m	5.04 LUX	13.4m	11.8m
8m	2.84 LUX	17.9m	15.7m
10m	1.82 LUX	22.4m	19.6m
12m	1.26 LUX	26.9m	23.6m
Ver.Spread:96.5		Horiz.Spread:89.0	



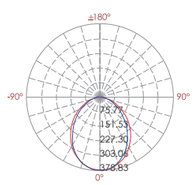

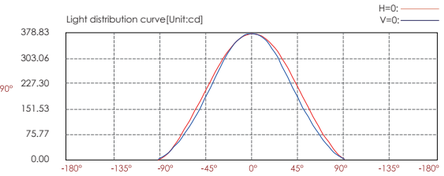

Lux distance cure

Illuminance at a distance		Beam width	
	Center beam LUX	V	H
2m	94.09 LUX	4.50m	3.90m
4m	23.52 LUX	9.00m	7.90m
6m	10.45 LUX	13.6m	11.8m
8m	5.88 LUX	18.1m	15.7m
10m	3.76 LUX	22.6m	19.6m
12m	2.61 LUX	27.1m	23.6m
Ver.Spread:97.0		Horiz.Spread:89.0	

TRIAC PWM 1-10V DALI IP65 OUTDOOR RATED RoHS COMPLIANT CE

Slim Type LED Linear Wall Washer



LED COLOUR TEMPERATURE

2000K · 3000K · 6000K

OPTICS

B17

15°
L0115D020ME

20°
L0120D020ME

30°
L0130D020ME

50°
L0150D020ME

OUTER DIMENSIONS & ACCESSORIES

Unit:mm

Low voltage input (24VDC)

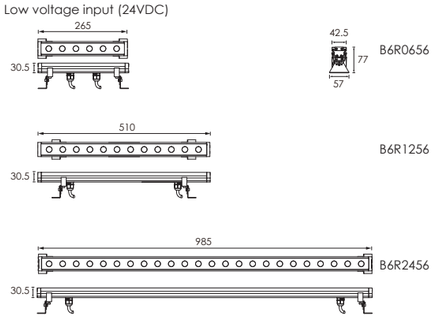

High voltage input (100V-240V)

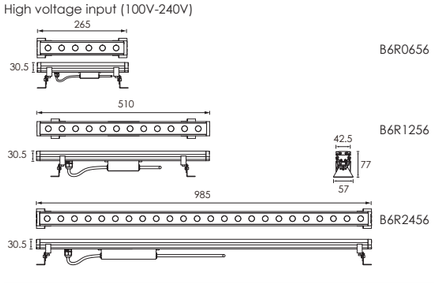

MATERIAL SPECIFICATIONS

HOUSING	Extruded aluminum,powder coated
LENS	Optical lens, efficiency≥85%
LIGHT WINDOW	Step tempered glass.T=4mm
CABLE GLAND	IP68 PG-9 PA66
GASKET	Glass and housing are silicone sealed
LED	OSRAM SMD3030
OPERATING TEMPERATURE	-20˚C~40˚C
BRACKET	Hard chromeplatedstainless steel SUS 304# T=1.5mm
POWER CABLE	2XH05RN-F 2X1.0mm2 L=0.5m(low voltage) 2XH05RN-F 3X1.0mm2 L=0.5m(high voltage)
DIMMABLE SUPPORT	Triac PWM 1-10V Dali

Low voltage input (24VDC) power cord model

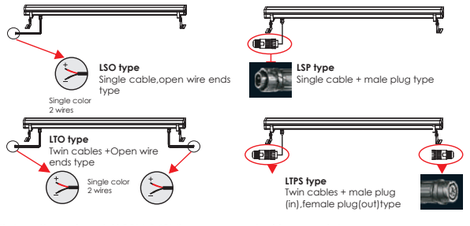

High voltage input (100V-240V) power cord wiring model

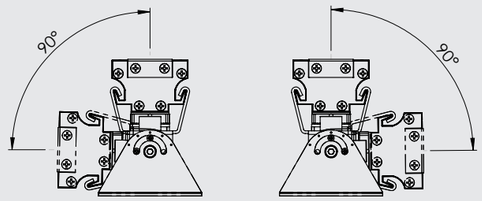

•Adjustable beam direction

OPTIONAL PARTS

•Air Valve

•Stainless Steel Bracket

•Plug/Socket Connector

•Cap-Optional Accessory

TECHNICAL DATA

ITEM	LIGHT SOURCE	LENS	LENS DEGREE(°)Θ1/2	LENGTH(MM)	INPUT VOLTAGE(V)	OPERATING CURRENT(MA)	CONSUMPTION(W)	LUMINANCE(LM)	IK
B6R0656	6×1.0W Single color	B17	20°	265	24V DC 120/240	24V = 305 120V = 100 240V = 55	24V = 7.5 120V = 7.2 240V = 7.3	Cool White = 530 Warm White = 512	02
B6R1256	12×1.0W Single color	B17	20°	510	24V DC 120/240	24V = 610 120V = 130 240V = 65	24V = 14.5 120V = 15 240V = 15	Cool White = 1080 Warm White = 864	02
B6R2456	24×1.0W Single color	B17	20°	985	24V DC 120/240	24V = 1220 120V = 295 240V = 163	24V = 29 120V = 35 240V = 35	Cool White = 2140 Warm White = 1976	02

PHOTOMETRIC CURVES



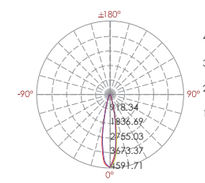

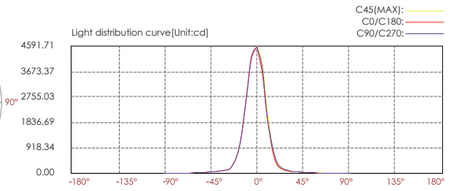

Lux distance cure

Illuminance at a distance

	Center beam LUX	Beam width V	Beam width H
2m	1141.64 LUX	0.7m	0.7m
4m	285.41 LUX	1.5m	1.5m
6m	126.85 LUX	2.2m	2.2m
8m	71.35 LUX	3.0m	3.0m
10m	45.67 LUX	3.7m	3.7m
12m	31.71 LUX	4.4m	4.4m

Ver.Spread:20.9 Horiz.Spread:20.9



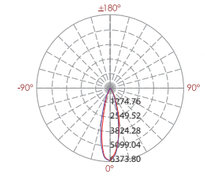

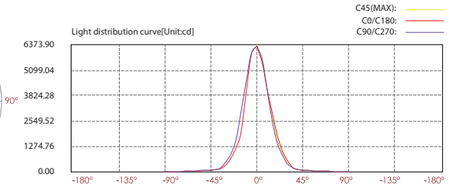

Lux distance cure

Illuminance at a distance

	Center beam LUX	Beam width V	Beam width H
2m	1570.93 LUX	1.0m	0.9m
4m	392.73 LUX	2.0m	1.9m
6m	174.55 LUX	2.9m	2.8m
8m	98.18 LUX	3.9m	3.7m
10m	62.84 LUX	4.9m	4.7m
12m	43.64 LUX	5.9m	5.6m

Ver.Spread:27.4 Horiz.Spread:26.3

TRIAC PWM 1-10V DALI IP66 OUTDOOR RATED RoHS COMPLIANT CE

Optional AccessoriesSt- Anti Glare

Bevel cut anti-glare reflector 6001

Basic Unit : 240 x 48 mm



B6R1256

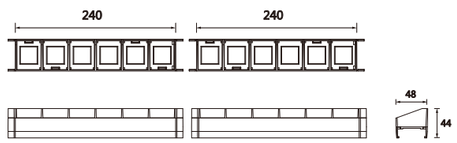

B6R2456

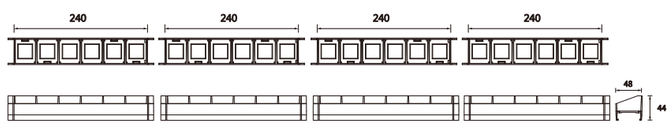

TRIAC PWM 1-10V DALI IP66 OUTDOOR RATED RoHS COMPLIANT CE



High Power LED Linear Wall Washer

LED COLOUR TEMPERATURE

2000K · 3000K · 6000K

OPTICS

OUTER DIMENSIONS & ACCESSORIES

Unit:mm

Low voltage input (24VDC)

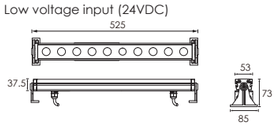

B6QB1057

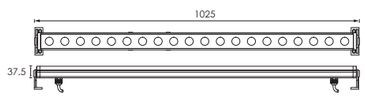

B6QB2057

High voltage input (100V-240V)

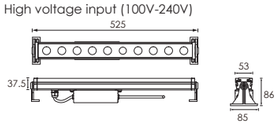

B6QC1057

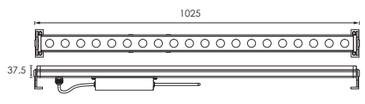

B6QC2057

MATERIAL SPECIFICATIONS

HOUSING	Extruded aluminum,powder coated
LENS	Optical lens, efficiency≥85%
LIGHT WINDOW	Tempered glass. T=3mm
CABLE GLAND	IP68 PG-11 PA66
SEALE	Glass and housing are silicone sealed
LED	OSRAM SMD 3535
OPERATING TEMPERATURE	-20˚C~40˚C
BRACKET	12# Die-casting powder coated aluminum
POWER CABLE	H05RN-F 2X1.5mm2 L=0.25m (low voltage) H05RN-F 3X1.0mm2 L=0.5m (high voltage)
DIMMABLE SUPPORT	Triac PWM 1-10V Dali (B6QB1057/B6QB2057)

Low voltage input (24VDC) power cord model

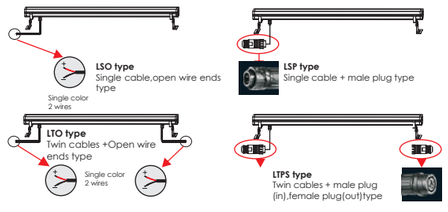

High voltage input (100V-240V) power cord wiring model



TRIAC PWM 1-10V DALI IP66 OUTDOOR RATED RoHS COMPLIANT CE

OPTIONAL HONEYCOMB LOUVER



•Air Valve

•Cap-Optional Accessory



•Adjustable beam direction

TECHNICAL DATA

ITEM	LIGHT SOURCE	LENS	LENS DEGREE(°)Θ1/2	LENGTH(MM)	INPUT VOLTAGE(V)	OPERATING CURRENT(MA)	CONSUMPTION(W)	LUMINANCE(LM)	IK
B6QB1057	10×2W Single color	B33D	20°	525	24V DC	1041	25	Cool White = 1476 Warm White = 1174	05
B6QB2057	20×2W Single color	B33D	20°	1025	24V DC	2056	25	Cool White = 2890 Warm White = 2308	05
B6QC1057	10×2W Single color	B33D	20°	525	120/240	120V = 174 240V = 92	120V = 20.8 240V = 20.8	Cool White = 1476 Warm White = 1338	05
B6QC2057	20×2W Single color	B33D	20°	1025	120/240	120V = 374 240V = 202	120V = 41 240V = 42.2	Cool White = 2890 Warm White = 2518	05

PHOTOMETRIC CURVES



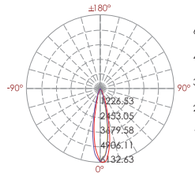

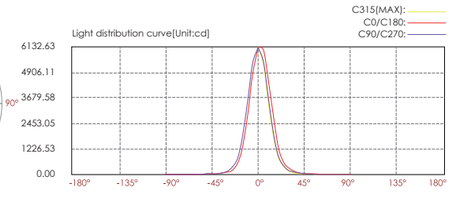

Lux distance cure

	Illuminance at a distance Center beam LUX	Beam width V	Beam width H
2m	1519.48 LUX	0.8m	0.8m
4m	379.87 LUX	1.6m	1.7m
6m	168.83 LUX	2.5m	2.5m
8m	94.97 LUX	3.3m	3.3m
10m	60.78 LUX	4.1m	4.1m
12m	42.21 LUX	4.9m	5.0m

Ver.Spread:23.1 Horiz.Spread:23.4



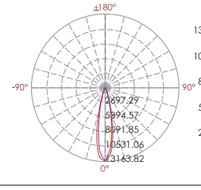

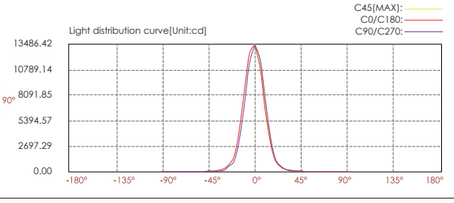

Lux distance cure

	Illuminance at a distance Center beam LUX	Beam width V	Beam width H
2m	3343.99 LUX	0.8m	0.8m
4m	836.00 LUX	1.5m	1.6m
6m	371.55 LUX	2.3m	2.3m
8m	209.00 LUX	3.1m	3.1m
10m	133.76 LUX	3.9m	3.9m
12m	92.89 LUX	4.6m	4.7m

Ver.Spread:21.8 Horiz.Spread:22.0

High Luminance LED Linear Wall Washer

LED COLOUR TEMPERATURE

3000K · 6000K

OPTICS

A24 15°
L0115D038LK

OUTER DIMENSIONS & ACCESSORIES

Unit:mm

Low voltage input (24VDC)

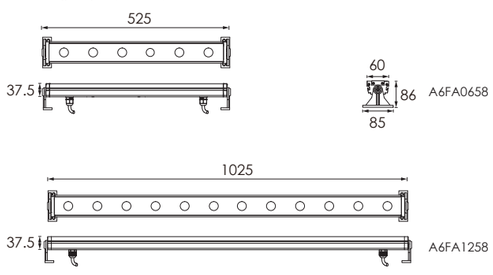

High voltage input (100V-240V)

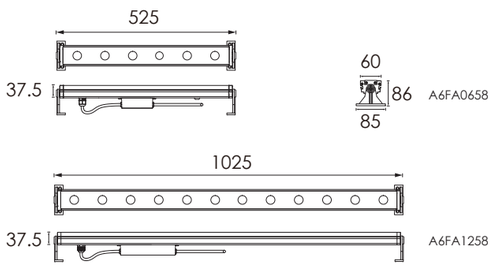

MATERIAL SPECIFICATIONS

HOUSING	Extruded aluminum,poder coated
LENS	Optical lens, efficiency≥85%
LIGHT WINDOW	Tempered glass.T=3mm
CABLE GLAND	IP68 PG-13.5 PA66
GASKET	Glass and housing are silicone sealed
LED	NICHIA SMD 3535
OPERATING TEMPERATURE	-20˚C~40˚C
BRACKET	12# Die-casting powder coated aluminum
POWER CABLE	H07RN-F 2X1.5mm2 L=0.25m (low voltage) H05RN-F 3X1.0mm2 L=0.6m (high voltage)
DIMMABLE SUPPORT	Triac PWM 1-10V Dali

Low voltage input (24VDC) power cord model

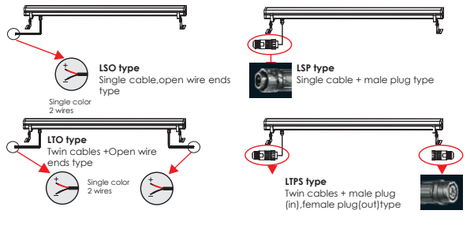

High voltage input (100V-240V) power cord wiring model



TRIAC PWM 1-10V DALI IP66 OUTDOOR RATED RoHS COMPLIANT CE

OPTIONAL HONEYCOMB LOUVER



•Air Valve

•Cap-Optional Accessory



•Adjustable beam direction

TECHNICAL DATA

ITEM	LIGHT SOURCE	LENS	LENS DEGREE(°)Θ1/2	LENGTH(MM)	INPUT VOLTAGE(V)	OPERATING CURRENT(MA)	CONSUMPTION(W)	LUMINANCE(LM)	IK
A6FA0658	6X4W Nichia	A24	15°	525	24V DC 120/240	24V = 1200 120V = 222 240V = 114	24V = 28.8 120V = 26 240V = 26.1	Cool White = 1930 Warm White = 1583	05
A6FA1258	12X4W Nichia	A24	15°	1025	24V DC 120/240	24V = 2380 120V = 425 240V = 215	24V = 57.6 120V = 50 240V = 51	Cool White = 4417 Warm White = 3622	05

PHOTOMETRIC CURVES



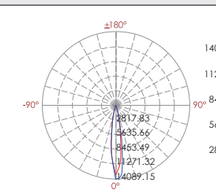

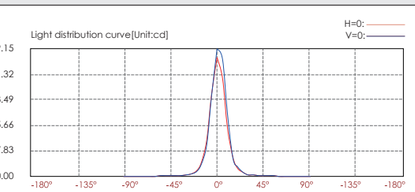

Lux distance cure

Illuminance at a distance	Center beam LUX	Beam width V	Beam width H
2m	3290.32 LUX	0.5m	0.6m
4m	822.58 LUX	1.1m	1.2m
6m	365.59 LUX	1.6m	1.7m
8m	205.64 LUX	2.2m	2.3m
10m	131.61 LUX	2.7m	2.9m
12m	91.40 LUX	3.3m	3.5m

Ver.Spread:27.6 Horiz.Spread:16.6



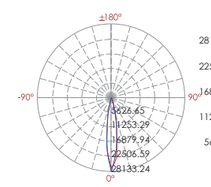

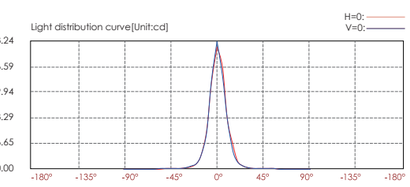

Lux distance cure

Illuminance at a distance	Center beam LUX	Beam width V	Beam width H
2m	6731.19 LUX	0.6m	0.6m
4m	1682.80 LUX	1.1m	1.1m
6m	747.91 LUX	1.7m	1.7m
8m	420.70 LUX	2.3m	2.2m
10m	269.25 LUX	2.8m	2.8m
12m	186.98 LUX	3.4m	3.3m

Ver.Spread:16.0 Horiz.Spread:15.8

High Luminance COB LED Linear Wall Washer

LED COLOUR TEMPERATURE

3000K · 6000K

OPTICS

R7

18°
R0118C035XL

24°
R0124C035XL

32°
R0132C035XL

OUTER DIMENSIONS & ACCESSORIES

Unit:mm

Low voltage input (24VDC)

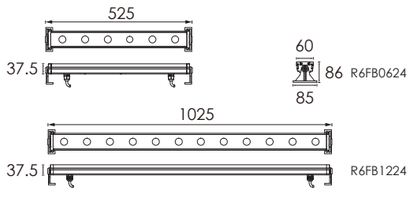

High voltage input (100V-240V)

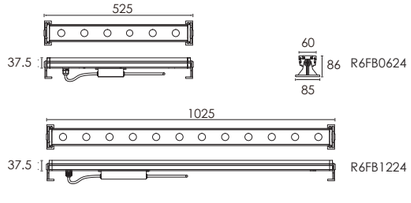

MATERIAL SPECIFICATIONS

HOUSING	I Extruded aluminum,poder coated
REFLECTOR	I Optical Reflector, efficiency≥85%
LIGHT WINDOW	I Step tempered glass.T=3mm
CABLE GLAND	I IP68 PG-11.0 PA66
GASKET	I IP68 plug male/female(option)
LED	I CREE
OPERATING TEMPERATURE	I -20˚C~40˚C
BRACKET	I 12# Die-casting powder coated aluminum
POWER CABLE	I Input:waterproof plug connector Output:waterproof socket connector 2XH05RR-F 2X1.50mm2 L=0.3m(low voltage) 2XH05RN-F 3X1.00mm2 L=1.0m(high voltage)
DIMMABLE SUPPORT	I Triac PWM 1-10V Dali

Low voltage input (24VDC) power cord model

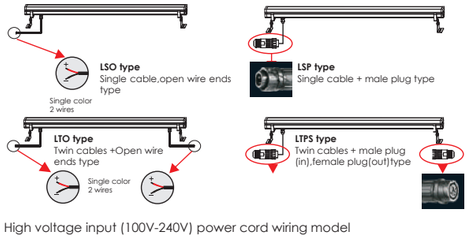

High voltage input (100V-240V) power cord wiring model

OPTIONAL HONEYCOMB LOUVER

•Air Valve

•Cap-Optional Accessory



•Adjustable beam direction

TECHNICAL DATA

ITEM	LIGHT SOURCE	LENS	LENS DEGREE(°)Θ1/2	LENGTH(MM)	INPUT VOLTAGE(V)	OPERATING CURRENT(MA)	CONSUMPTION(W)	LUMINANCE(LM)	IK
R6FB0624	6×4W CREE	R7	24°	525	24V DC 120/240	24V = 1200 120V = 230 240V = 117	24V = 28.8 120V = 25 240V = 25	Cool White = 2345 Warm White = 2088	05
R6FB1224	12×4W CREE	R7	24°	1025	24V DC 120/240	24V = 2380 120V = 422 240V = 217	24V = 57.6 120V = 50 240V = 49.5	Cool White = 4645 Warm White = 4134	05

PHOTOMETRIC CURVES



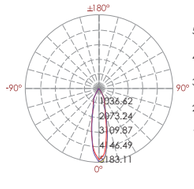

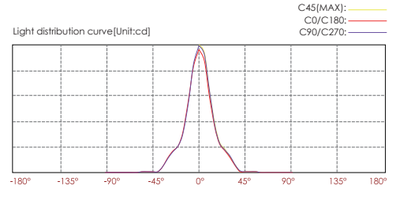

Lux distance cure

Illuminance at a distance

Center beam LUX		Beam width V	Beam width H
2m	1247.81 LUX	0.8m	0.8m
4m	311.95 LUX	1.7m	1.7m
6m	138.65 LUX	2.5m	2.5m
8m	77.99 LUX	2.4m	3.4m
10m	49.91 LUX	4.2m	4.2m
12m	34.66 LUX	5.1m	5.0m

Ver.Spread:24.0 Horiz.Spread:23.7



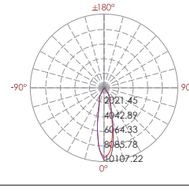

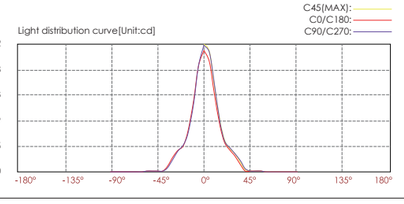

Lux distance cure

Illuminance at a distance

Center beam LUX		Beam width V	Beam width H
2m	2404.39 LUX	0.9m	0.8m
4m	601.10 LUX	1.7m	1.7m
6m	267.15 LUX	2.6m	2.5m
8m	150.27 LUX	3.4m	3.4m
10m	96.18 LUX	5.3m	4.2m
12m	66.79 LUX	5.2m	5.0m

Ver.Spread:24.3 Horiz.Spread:23.8

IP66 OUTDOOR RATED RoHS COMPLIANT CE



High Luminance Output LED Linear Wall Washer

LED COLOUR TEMPERATURE

2000K · 3000K · 6000K

OPTICS

B33D

15°
L0115D023YH

20°
L0120D023YH

30°
L0130D023YH

45°
L0145D023YH

OUTER DIMENSIONS & ACCESSORIES

Unit:mm

Low voltage input (24VDC)

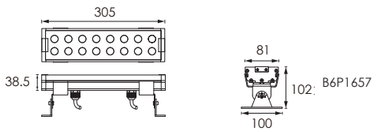

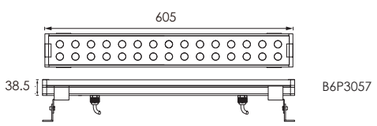

High voltage input (100V-240V)

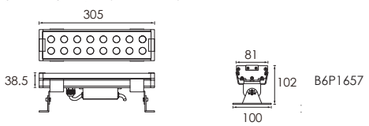

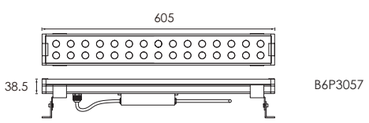

MATERIAL SPECIFICATIONS

HOUSING	Extruded aluminum,powder coated
LENS	Optical lens, efficiency≥85%
LIGHT WINDOW	Step tempered glass.T=4mm
CABLE GLAND	IP68 PG-11 PA66
GASKET	IP68 plug male/female(option)
LED	OSRAM
OPERATING TEMPERATURE	-20˚C~40˚C
BRACKET	Stainess steel.T=1.5mm
POWER CABLE	Input:waterproof plug connector Output:waterproof socket connector 2XH07RN-F 2X1.50mm2L=0.3m(low voltage) 2XH05RN-F 3X1.00mm2L=1.0m(high voltage)
DIMMABLE SUPPORT	Triac PWM 1-10V Dali

Low voltage input (24VDC) power cord model

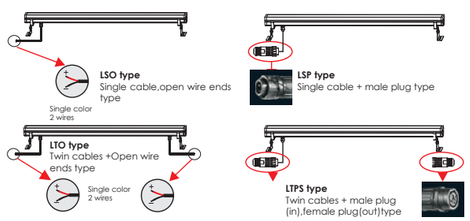

High voltage input (100V-240V) power cord wiring model

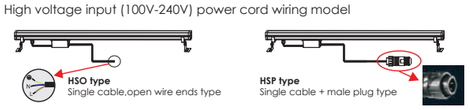

TRIAC PWM 1-10V DALI IP66 OUTDOOR RATED RoHS Compliant CE

LIGHTING EFFECT DEMO

B6P1657


B6P3057

•Cap-Optional Accessory


•Air Valve

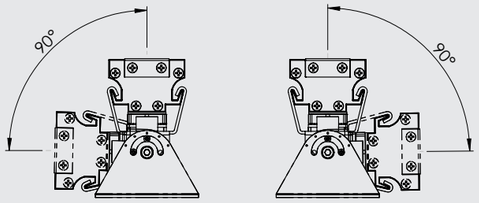

•Adjustable beam direction

TECHNICAL DATA

ITEM	LIGHT SOURCE	LENS	LENS DEGREE(°)Θ1/2	LENGTH(MM)	INPUT VOLTAGE(V)	OPERATING CURRENT(MA)	CONSUMPTION(W)	LUMINANCE(LM)	IK
B6P1657	16×1.5W	B33D	20°	305	24V DC 120/240	24V = 1050 120V = 223 240V = 124	24V = 25 120V = 26 240V = 26.4	Cool White = 2000 Warm White = 1592	05
B6P3057	30×1.5W	B33D	20°	605	24V DC 120/240	24V = 1750 120V = 396 240V = 219	24V = 42 120V = 47 240V = 48	Cool White = 4040 Warm White = 2730	05

PHOTOMETRIC CURVES

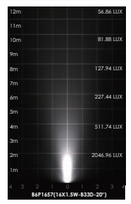

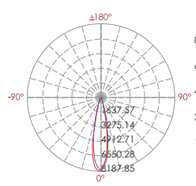

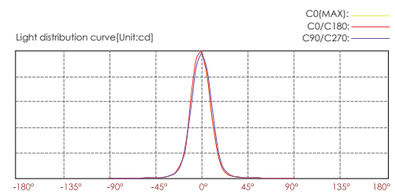

Lux distance cure

Illuminance at a distance	Center beam LUX	Beam width V	Beam width H
2m	2046.96 LUX	0.8m	0.8m
4m	511.74 LUX	1.6m	1.5m
6m	227.44 LUX	2.4m	2.3m
8m	127.94 LUX	3.2m	3.1m
10m	81.88 LUX	4.0m	3.9m
12m	56.86 LUX	4.8m	4.6m
Ver.Spread:22.6		Horiz.Spread:21.8	



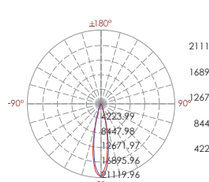

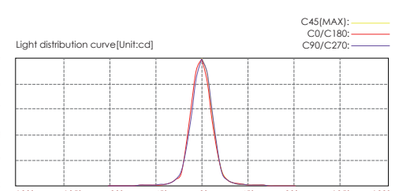

Lux distance cure

Illuminance at a distance	Center beam LUX	Beam width V	Beam width H
2m	5238.70 LUX	0.8m	0.8m
4m	1309.68 LUX	1.6m	1.6m
6m	582.08 LUX	2.4m	2.4m
8m	327.42 LUX	3.2m	3.2m
10m	209.55 LUX	4.0m	4.0m
12m	145.52 LUX	4.7m	4.7m
Ver.Spread:22.4		Horiz.Spread:22.4	

Small Type
Wall Mounting Landscape Light

OUTER DIMENSIONS & ACCESSORIES

Unit:mm

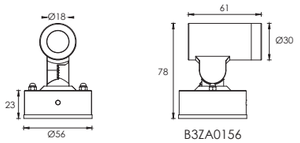

B3ZA0156

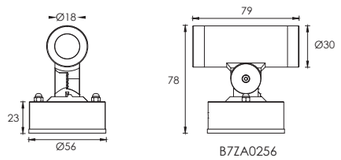

B7ZA0256

LED COLOUR TEMPERATURE

2000K · 3000K · 6000K

MATERIAL SPECIFICATIONS

HOUSING	12# Die-casting dark grey powder coated aluminum T=60-80μm.Adhesion of ISO class 1/ASTM class 4B
LENS	Optical lens, efficiency≥85%
PC COVER	UV-Resistance PC,T=3.5mm
LED DRIVER	Constant Voltage Input,Constant Current Output
PCB	Excellent heat conductivity aluminum,coefficient of heat conductivity≥2.0w/mk
LED	OSRAM
OPERATING TEMPERATURE	-20˚C~40˚C
POWER CABLE	AWM 1A 105°C 600V 18AWG FTI L=300mm
MOUNTING BASE	Powder coated die-casting aluminum
DIMMABLE SUPPORT	Triac PWM 1-10V Dali

TECHNICAL DATA

ITEM	LIGHT SOURCE	LENS	LENS DEGREE(°)Ø1/2	INPUT VOLTAGE(V)	OPERATING CURRENT(MA)	CONSUMPTION(W)	LUMINANCE(LM)	IK
B3ZA0156	1×1W	B17	30°	24V DC	48	1.2	Cool White = 100 Warm White = 83	02
B7ZA0256	2×1W	B17	30°	24V DC	91	2.2	Cool White = 100x2 Warm White = 83x2	02

PHOTOMETRIC CURVES



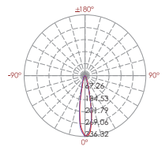

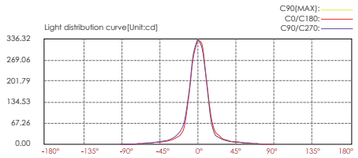

Lux distance cure

Illuminance at a distance		Beam width V	Beam width H
Center beam LUX			
2m	82.93 LUX	0.8m	0.8m
4m	20.73 LUX	1.5m	1.5m
6m	90.21 LUX	2.3m	2.3m
8m	5.18 LUX	3.1m	3.1m
10m	3.32 LUX	3.8m	3.8m
12m	2.30 LUX	4.6m	4.6m
Ver.Spread:21.7		Horiz.Spread:21.7	



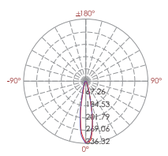

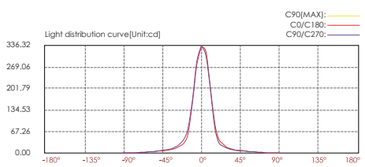

Lux distance cure

Illuminance at a distance		Beam width V	Beam width H
Center beam LUX			
2m	82.93 LUX	0.8m	0.8m
4m	20.73 LUX	1.5m	1.5m
6m	90.21 LUX	2.3m	2.3m
8m	5.18 LUX	3.1m	3.1m
10m	3.32 LUX	3.8m	3.8m
12m	2.30 LUX	4.6m	4.6m
Ver.Spread:21.7		Horiz.Spread:21.7	

OPTICS

B17

15°
L0115D020ME

20°
L0120D020ME

30°
L0130D020ME

50°
L0150D020ME

HOUSING COLOR OPTION

Sanded Brown
RAL 8019

Sanded Black
RAL 9005

Sanded White
RAL 9003

ADJUSTABLE BEAM DIRECTION

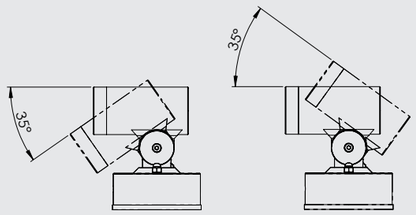

B3ZA0156

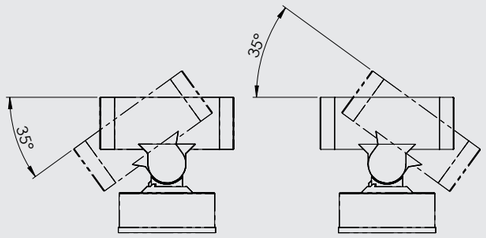

B7ZA0256

TRIAC PWM 1-10V DALI IP65 OUTDOOR RATED RoHS COMPLIANT CE

Wall Mounting Landscape Light



LED COLOUR TEMPERATURE

3000K · 6000K

OUTER DIMENSIONS & ACCESSORIES

Unit:mm

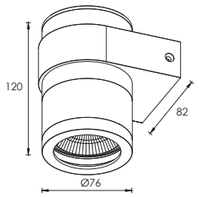

R7BA0128

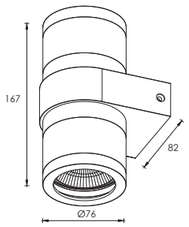

R7BB0227

MATERIAL SPECIFICATIONS

HOUSING	12# Die-casting dark grey powder coated aluminum T=60-80μm.Adhesion of ISO class 1/ASTM class 4B
REFLECTOR	Optical Reflector, efficiency≥85%
LIGHT WINDOW	PMMA T=6mm
LED DRIVER	Constant Voltage Input,Constant Current Output
LED	NICHIA
POWER CABLE	H05RN-F 2X1.0mm2 L=0.3m(low voltage) H05RN-F 3X1.0mm2 L=0.3m(High voltage)
OPERATING TEMPERATURE	-20˚C~40˚C

TECHNICAL DATA

ITEM	LIGHT SOURCE	REFLECTOR	LENS DEGREE(°)Θ1/2	INPUT VOLTAGE(V)	OPERATING CURRENT(MA)	CONSUMPTION(W)	LUMINANCE(LM)
R7BA0128	1×10W COB	R8	24°	24V DC 120/240	24V = 480 120V = 107 240V = 60	24V = 11.5 120V = 12.6 240V = 12.6	Cool White = 1018 Warm White = 956
R7BB0227	2×8W COB	R8	24°	24V DC 120/240	24V = 822 120V = 182 240V = 103	24V = 19.7 120V = 21 240V = 21	Cool White = 1018x2 Warm White = 956x2

PHOTOMETRIC CURVES

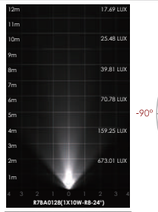

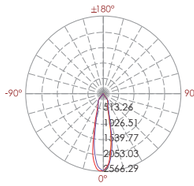

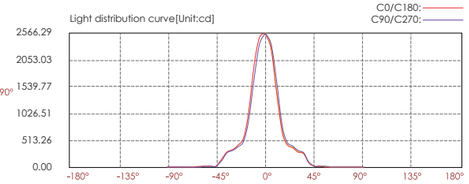

Lux distance cure

Illuminance at a distance

	Center beam LUX	Beam width V	Beam width H
2m	637.01 LUX	0.9m	0.9m
4m	159.25 LUX	1.8m	1.8m
6m	70.78 LUX	2.7m	2.7m
8m	39.81 LUX	3.6m	3.6m
10m	25.48 LUX	4.5m	4.5m
12m	17.69 LUX	5.3m	5.4m

Ver.Spread:25.1 Horiz.Spread:25.2



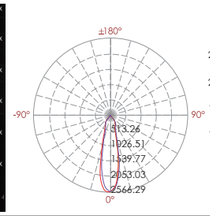

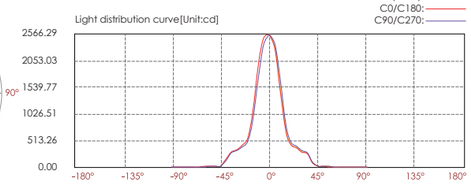

Lux distance cure

Illuminance at a distance

	Center beam LUX	Beam width V	Beam width H
2m	637.01 LUX	0.9m	0.9m
4m	159.25 LUX	1.8m	1.8m
6m	70.78 LUX	2.7m	2.7m
8m	39.81 LUX	3.6m	3.6m
10m	25.48 LUX	4.5m	4.5m
12m	17.69 LUX	5.3m	5.4m

Ver.Spread:25.1 Horiz.Spread:25.2

IP65 OUTDOOR RATED RoHS COMPLIANT CE



OPTICS

R8

15°
R0115C050XL

24°
R0124C050XL

38°
R0138C050XL

50°
R0150C050XL

HOUSING COLOR OPTION

Sanded Brown
RAL 8019

Sanded Black
RAL 9005

Sanded White
RAL 9003

Wall Mounting Landscape Light

LED COLOUR TEMPERATURE

3000K · 6000K

OPTICS

R3

25°
R0115C061HM

OUTER DIMENSIONS & ACCESSORIES

Unit:mm

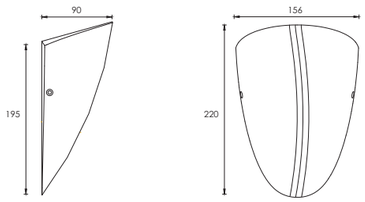

MATERIAL SPECIFICATIONS

HOUSING	12# Die-casting dark grey powder coated aluminum T=60-80μm.Adhesion of ISO class 1/ASTM class 4B
FRONT COVER	12# Die-casting aluminum
LIGHT WINDOW	Tempered glass.T=3.5mm
LED	NICHIA
LED DRIVER	Constant Voltage Input,Constant Current Output
OPERATING TEMPERATURE	-20˚C~40˚C
POWER CABLE	H05RN-F 2X1.0mm2 L=0.3m(low voltage) H05RN-F 3X1.0mm2 L=0.3m(High voltage)

TECHNICAL DATA

ITEM	LIGHT SOURCE	LENS	LENS DEGREE(°)Θ1/2	INPUT VOLTAGE(V)	OPERATING CURRENT(MA)	CONSUMPTION(W)	LUMINANCE(LM)	IK
R7BC0129	1×12W COB	R3	25°	24V DC 120/240	24V = 576 120V = 112 240V = 64	24V = 13.8 120V = 14 240V = 14.1	Cool White = 834 Warm White = 809	05

PHOTOMETRIC CURVES

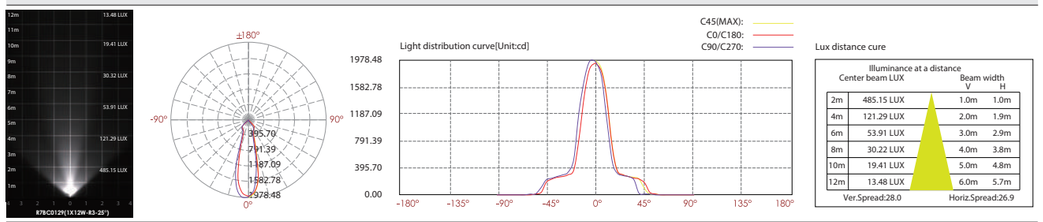

IP65 OUTDOOR RATED

HOUSING COLOR OPTION

Sanded Brown
RAL 8019

Sanded Black
RAL 9005

Sanded White
RAL 9003

Beam Effect Wall Mounting Landscape Light

LED COLOUR TEMPERATURE

3000K · 6000K

OPTICS

B59

10°
L0110C035LK

B59

15°
L0115D035XY

B59


22°
L0122D035XY

OUTER DIMENSIONS & ACCESSORIES

Unit:mm

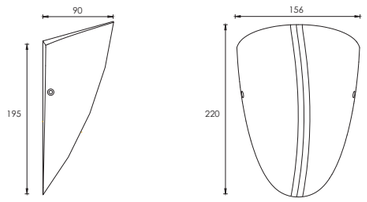

MATERIAL SPECIFICATIONS

HOUSING	12# Die-casting dark grey powder coated aluminum T=60-80μm.Adhesion of ISO class 1/ASTM class 4B
FRONT COVER	12# Die-casting aluminum
LIGHT WINDOW	Tempered glass.T=3.5mm
LED	NICHIA
LED DRIVER	Constant Voltage Input,Constant Current Output
OPERATING TEMPERATURE	-20˚C~40˚C
POWER CABLE	H05RN-F 2X1.0mm2 L=0.3m(low voltage) H05RN-F 3X1.0mm2 L=0.3m(High voltage)

TECHNICAL DATA

ITEM	LIGHT SOURCE	LENS	LENS DEGREE(°)Θ1/2	INPUT VOLTAGE(V)	OPERATING CURRENT(MA)	CONSUMPTION(W)	LUMINANCE(LM)	IK
B7BC0166	1×6W	B59	10°	120/240	120V = 108 240V = 61	120V = 7.8 240V = 8.3	Cool White = 500 Warm White = 444	05

PHOTOMETRIC CURVES



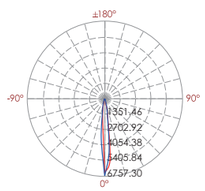

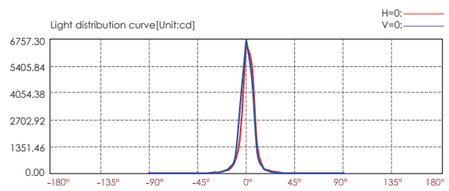



IP65 OUTDOOR RATED

Above diagram effect shows a real simuation based on IES result and optical testing basis



HOUSING COLOR OPTION

Sanded Brown
RAL 8019

Sanded Black
RAL 9005

Sanded White
RAL 9003

Wall Mounting Landscape Light

LED COLOUR TEMPERATURE

3000K · 6000K

OPTICS

R8

15°
R0115C050XL

24°
R0124C050XL

38°
R0138C050XL

50°
R0150C050XL

OUTER DIMENSIONS & ACCESSORIES

Unit:mm

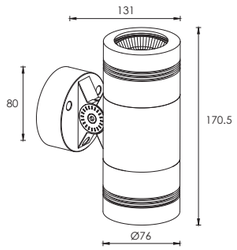

MATERIAL SPECIFICATIONS

HOUSING	12# Die-casting dark grey powder coated aluminum T=60-80μm.Adhesion of ISO class 1/ASTM class 4B
OPTICAL REFLECTOR	Optocal reflector efficiency≥85%
LIGHT WINDOW	Tempered glass.T=4mm
LED	NICHIA
OPERATING TEMPERATURE	-20˚C~40˚C
POWER CABLE	H05RN-F 2X1.0mm2 L=0.3m(low voltage) H05RN-F 3X1.0mm2 L=0.3m(High voltage)
MOUNTING BASE	casting aluminum

TECHNICAL DATA

ITEM	LIGHT SOURCE	LENS	LENS DEGREE(°)Θ1/2	INPUT VOLTAGE(V)	OPERATING CURRENT(MA)	CONSUMPTION(W)	LUMINANCE(LM)
R7XB0227	2×8W COB	R8	24°	24V DC 120/240	24V = 822 120V = 182 240V = 103	24V = 19.7 120V = 21 240V = 21	Cool White = 932×2 Warm White = 845×2

PHOTOMETRIC CURVES

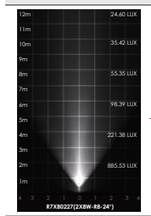

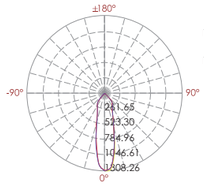

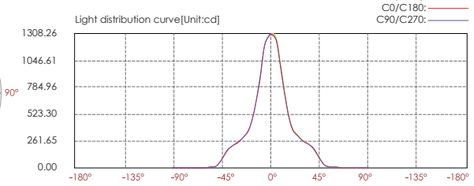

Lux distance cure

	Illuminance at a distance Center beam LUX	Beam width V	 H
2m	324.84 LUX	1.0m	1.0m
4m	81.21 LUX	1.9m	1.9m
6m	36.09 LUX	2.9m	2.9m
8m	20.30 LUX	3.8m	3.8m
10m	12.99 LUX	4.8m	4.8m
12m	9.02 LUX	5.8m	5.7m
	Ver.Spread:27.0		Horiz.Spread:26.9

IP65 OUTDOOR RATED







HOUSING COLOR OPTION

Sanded Brown
RAL 8019

Sanded Black
RAL 9005

Sanded White
RAL 9003

Wall Mounting Landscape Light



Single Side

LED COLOUR TEMPERATURE

3000K · 6000K

OUTER DIMENSIONS & ACCESSORIES

Unit:mm

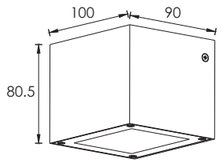

OPTICS

R5

18°
R0118C044XL

25°
R0125C044XL

40°
R0140C044XL

MATERIAL SPECIFICATIONS

HOUSING	12# Die-casting dark grey powder coated aluminum T=60-80μm.Adhesion of ISO class 1/ASTM class 4B
LIGHT WINDOW	PC T=6mm
GASKET	Tooling shaped seal
DRIVER	Main voltage 100V-240V driver inside builded
OPERATING TEMPERATURE	-20˚C~40˚C
POWER CABLE	H05RN-F 2×1.0mm2 L=0.3m(low voltage) H05RN-F 3×1.0mm2 L=0.3m(high voltage)

HOUSING COLOR OPTION

Sanded Brown
RAL 8019

Sanded Black
RAL 9005

Sanded White
RAL 9003

TECHNICAL DATA

ITEM	LIGHT SOURCE	LENS	LENS DEGREE(°)Θ1/2	INPUT VOLTAGE(V)	OPERATING CURRENT(MA)	CONSUMPTION(W)	LUMINANCE(LM)	IK
R7AF0126	1×6W COB	R5	25°	24V DC 120/240	24V = 270 120V = 65 240V = 37	24V = 6.5 120V = 7.7 240V = 7.8	Cool White = 745 Warm White = 651	06

PHOTOMETRIC CURVES



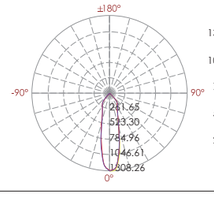

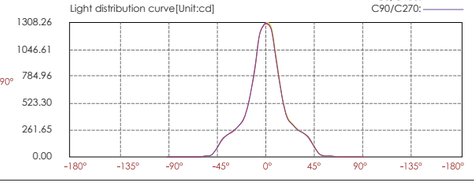

Lux distance cure

Illuminance at a distance Center beam LUX		Beam width V	Beam width H
2m	324.84 LUX	1.0m	1.0m
4m	81.21 LUX	1.9m	1.9m
6m	36.09 LUX	2.9m	2.9m
8m	20.30 LUX	3.8m	3.8m
10m	12.99 LUX	4.8m	4.8m
12m	9.02 LUX	5.8m	5.7m

Ver.Spread:27.0 Horiz.Spread:26.9

Wall Mounting Landscape Light

Double side

LED COLOUR TEMPERATURE

2000K · 3000K · 6000K

OUTER DIMENSIONS & ACCESSORIES

Unit:mm

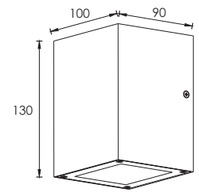

OPTICS

N/A

MATERIAL SPECIFICATIONS

HOUSING	12# Die-casting dark grey powder coated aluminum T=60-80μm.Adhesion of ISO class 1/ASTM class 4B
LIGHT WINDOW	PC T=6mm
GASKET	Tooling shaped seal
DRIVER	Main voltage 100V-240V driver inside builded
OPERATING TEMPERATURE	-20˚C~40˚C
POWER CABLE	H05RN-F 2×1.0mm2 L=0.3m(low voltage) H05RN-F 3×1.0mm2 L=0.3m(high voltage)

HOUSING COLOR OPTION

Sanded Brown
RAL 8019

Sanded Black
RAL 9005

Sanded White
RAL 9003

TECHNICAL DATA

ITEM	LIGHT SOURCE	INPUT VOLTAGE(V)	OPERATING CURRENT(MA)	CONSUMPTION(W)	LUMINANCE(LM)	IK
D7AB0237	2×3W NICHIA	24V DC 120/240	24V = 268 120V = 73 240V = 42	24V = 6.2 120V = 8.5 240V = 8.6	2×155	06

PHOTOMETRIC CURVES

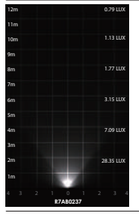

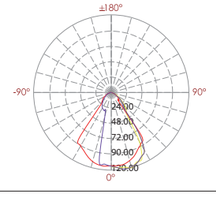

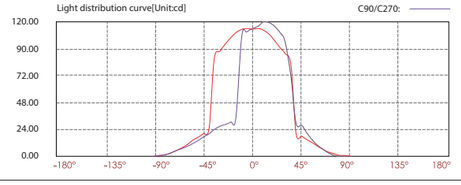

Lux distance cure

Illuminance at a distance Center beam LUX		Beam width V	Beam width H
2m	28.35 LUX	1.8m	3.0m
4m	7.09 LUX	3.7m	6.0m
6m	3.15 LUX	5.5m	9.0m
8m	1.77 LUX	7.4m	12.0m
10m	1.13 LUX	9.2m	15.0m
12m	0.79 LUX	11.1m	18.0m

Ver.Spread:49.5 Horiz.Spread:73.8

Wall Mounting Landscape Light

Double Side

LED COLOUR TEMPERATURE

2000K · 3000K · 6000K

OPTICS

N/A

OUTER DIMENSIONS & ACCESSORIES

Unit:mm

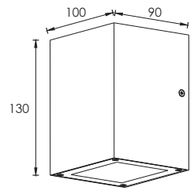

MATERIAL SPECIFICATIONS

HOUSING	12# Die-casting dark grey powder coated aluminum T=60-80μm.Adhesion of ISO class 1/ASTM class 4B
LIGHT WINDOW	PC T=6mm
GASKET	Tooling shaped seal
DRIVER	Main voltage 100V-240V driver inside builded
OPERATING TEMPERATURE	-20˚C~40˚C
POWER CABLE	H05RN-F 2×1.0mm2 L=0.3m(low voltage) H05RN-F 3×1.0mm2 L=0.3m(high voltage)

HOUSING COLOR OPTION

Dark Grey
RAL 7037

Sanded White
RAL 9003

Sanded Black
RAL9005

TECHNICAL DATA

ITEM	LIGHT SOURCE	INPUT VOLTAGE(V)	OPERATING CURRENT(MA)	CONSUMPTION(W)	IK
D7AC0237	2×3W NICHIA	24V DC 120/240	24V = 268 120V = 138 240V = 73	24V = 6.2 120V = 8.5 240V = 8.6	06

PHOTOMETRIC CURVES



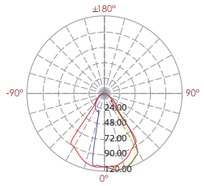

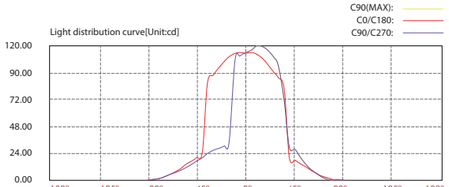

Lux distance cure

Illuminance at a distance

	Center beam LUX	Beam width V	Beam width H
2m	28.35 LUX	1.8m	3.0m
4m	7.09 LUX	3.7m	6.0m
6m	3.15 LUX	5.5m	9.0m
8m	1.77 LUX	7.4m	12.0m
10m	1.13 LUX	9.2m	15.0m
12m	0.79 LUX	11.1m	18.0m

Ver.Spread:49.5 Horiz.Spread:73.8

IP65 OUTDOOR RATED RoHS COMPLIANT CE

Wall Mounting Landscape Light

Double Side

LED COLOUR TEMPERATURE

2000K · 3000K · 6000K

OPTICS

N/A

OUTER DIMENSIONS & ACCESSORIES

Unit:mm

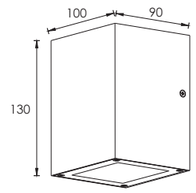

MATERIAL SPECIFICATIONS

HOUSING	12# Die-casting dark grey powder coated aluminum T=60-80μm.Adhesion of ISO class 1/ASTM class 4B
LIGHT WINDOW	PC T=6mm
GASKET	Tooling shaped seal
DRIVER	Main voltage 100V-240V driver inside builded
OPERATING TEMPERATURE	-20˚C~40˚C
POWER CABLE	H05RN-F 2×1.0mm2 L=0.3m(low voltage) H05RN-F 3×1.0mm2 L=0.3m(high voltage)



HOUSING COLOR OPTION

Dark Grey
RAL 7037

Sanded White
RAL 9003

Sanded Black
RAL9005

TECHNICAL DATA

ITEM	LIGHT SOURCE	INPUT VOLTAGE(V)	OPERATING CURRENT(MA)	CONSUMPTION(W)	IK
D7AD0237	2×3W NICHIA	24V DC 120/240	24V = 268 120V = 73 240V = 42	24V = 6.2 120V = 8.5 240V = 8.6	06

PHOTOMETRIC CURVES



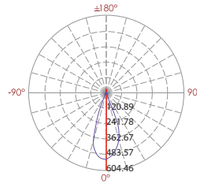

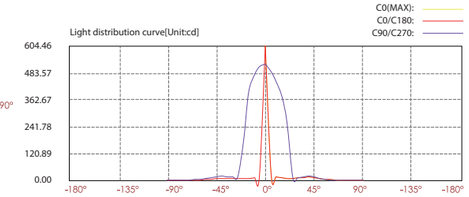

Lux distance cure

Illuminance at a distance

	Center beam LUX	Beam width V	Beam width H
2m	151.11 LUX	1.4m	0.2m
4m	37.78 LUX	2.7m	0.4m
6m	16.79 LUX	4.1m	0.6m
8m	9.44 LUX	5.5m	0.8m
10m	6.04 LUX	6.9m	1.0m
12m	4.20 LUX	8.2m	1.2m

Ver.Spread:37.9 Horiz.Spread:5.9

IP65 OUTDOOR RATED RoHS COMPLIANT CE

Wall Mounting Landscape Light

LED COLOUR TEMPERATURE

3000K · 6000K

OPTICS

R5

18°
R0118C044XL

25°
R0125C044XL

40°
R0140C044XL

OUTER DIMENSIONS & ACCESSORIES

Unit:mm

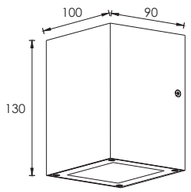

MATERIAL SPECIFICATIONS

HOUSING	12# Die-casting dark grey powder coated aluminum T=60-80μm.Adhesion of ISO class 1/ASTM class 4B
LIGHT WINDOW	PC T=6mm
GASKET	Tooling shaped seal
DRIVER	Main voltage 100V-240V driver inside builded
OPERATING TEMPERATURE	-20˚C~40˚C
MOUNTING BASE	H05RN-F 2×1.0mm2 L=0.3m(low voltage) H05RN-F 3×1.0mm2 L=0.3m(high voltage)

TECHNICAL DATA

ITEM	LIGHT SOURCE	LENS	LENS DEGREE(°)Θ1/2	INPUT VOLTAGE(V)	OPERATING CURRENT(MA)	CONSUMPTION(W)	LUMINANCE(LM)	IK
R7AG0226	2×6W COB	R5	25°	24V DC 120/240	24V = 540 120V = 130 240V = 74	24V = 13 120V = 15.4 240V = 15.6	Cool White = 2x745 Warm White = 2x651	06

PHOTOMETRIC CURVES



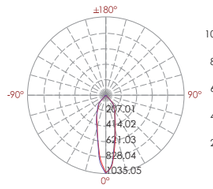

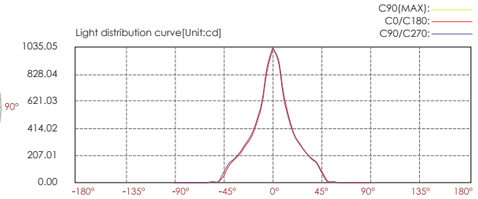

Lux distance cure

Illuminance at a distance

	Center beam LUX	Beam width V	Beam width H
2m	256.04 LUX	0.9m	0.9m
4m	64.01 LUX	1.9m	1.9m
6m	28.45 LUX	2.8m	2.8m
8m	16.00 LUX	3.8m	3.8m
10m	10.24 LUX	4.7m	4.7m
12m	7.11 LUX	5.7m	5.6m

Ver.Spread:26.5 Horiz.Spread:26.4

IP65 OUTDOOR RATED

HOUSING COLOR OPTION

Sanded Brown
RAL 8019

Sanded Black
RAL 9005

Sanded White
RAL 9003

Wall Mounting Landscape Lamp

Single Side

Double side

LED COLOUR TEMPERATURE

3000K · 6000K

OUTER DIMENSIONS & ACCESSORIES

Unit:mm

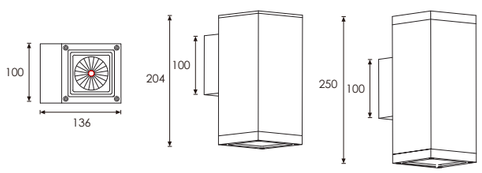

R7VB0170 R7VC0229

MATERIAL SPECIFICATIONS

HOUSING	12# Die-casting dark grey powder coated aluminum. T=60-80μm.Adhesion of ISO class 1/ASTM class 4B
LIGHT WINDOW	Glass T=3mm
GASKET	Tooling shaped seal
LED DRIVER	Main voltage 100V-240V driver inside builded
LED	NICHIA
OPERATING TEMPERATURE	-20˚C~40˚C
POWER CABLE	H05RN-F 2×1.0mm2 L=0.3m(low voltage) H05RN-F 3×1.0mm2 L=0.3m(high voltage)

TECHNICAL DATA

ITEM	LIGHT SOURCE	REFLECTOR	LENS DEGREE(°)Θ1/2	INPUT VOLTAGE(V)	OPERATING CURRENT(MA)	CONSUMPTION(W)	LUMINANCE(LM)	IK
R7VB0170	1×18W COB	R17	18°	24V DC 120/240	24V = 833 120V = 178 240V = 96	24V = 20 120V = 20 240V = 21	Cool White = 1766 Warm White = 1705	06
R7VC0229	2×12W COB	R17	18°	24V DC 120/240	24V = 1080 120V = 211 240V = 116	24V = 26 120V = 26.5 240V = 26	Cool White = 1303x2 Warm White = 1251x2	06

PHOTOMETRIC CURVES



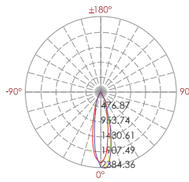

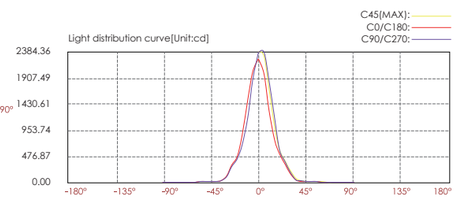

Lux distance cure

Center beam LUX		Beam width V	Beam width H
2m	563.20 LUX	0.9m	0.9m
4m	140.80 LUX	1.8m	1.7m
6m	62.58 LUX	2.6m	2.6m
8m	35.20 LUX	3.5m	3.5m
10m	22.53 LUX	4.4m	4.4m
12m	15.64 LUX	5.3m	5.2m

Ver.Spread:24.8 Horiz.Spread:24.7

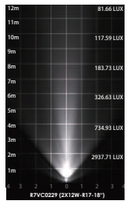

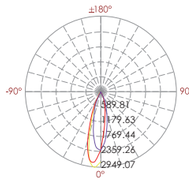

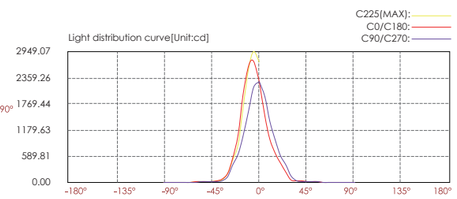

Lux distance cure

Center beam LUX		Beam width V	Beam width H
2m	569.52 LUX	0.8m	0.8m
4m	142.38 LUX	1.7m	1.6m
6m	63.28 LUX	2.5m	2.4m
8m	35.60 LUX	3.4m	3.2m
10m	22.78 LUX	4.2m	4.1m
12m	15.82 LUX	5.1m	5.9m

Ver.Spread:24.0 Horiz.Spread:23.0

IP65 OUTDOOR RATED RoHS COMPLIANT CE







OPTICS

R17



12°
R0112C069XL



18°
R0118C069XL

32°
R0132C069XL

HOUSING COLOR OPTION

Dark Grey
RAL 7037

Sanded White
RAL 9003

Sanded Black
RAL9005

Single Side
Wall Mounting Landscape Lamp

R7AH0128 R7BH0170 R7CH0173

OPTICS

R8

15°
R0115C050XL

24°
R0124C050XL

38°
R0138C050XL

60°
R0160C050XL

R18

12°
R0112C075XL

22°
R0122C075XL

35°
R0135C075XL

55°
R0155C075XL

R19

10°
R0110C095XL

22°
R0122C095XL

38°
R0138C095XL

B54

15°
L0115F035LK

24°
L0124S035LK

38°
L0138S035LK

LED COLOUR TEMPERATURE

3000K · 6000K

OUTER DIMENSIONS & ACCESSORIES

Unit:mm

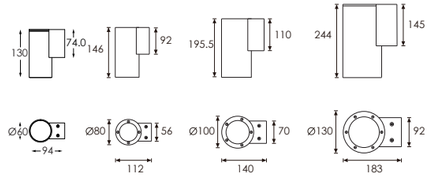

ZXB7DH0124 R7AH0128 300mA R7BH0170 500mA R7CH0173 820mA

HOUSING COLOR OPTION

Jet Black
RAL9005

White Aluminium
RAL9003

Gray
RAL7037

MATERIAL SPECIFICATIONS

HOUSING MATERIAL	Extruded aluminum alloy #6063 Powder coating ,T= 60~80 um./Adhesion of ISO
PAINTING	class 1/ASTM class 4B
REFLECTOR	Optical reflector. effciency≥85%
LED	NICHIA
OPERATING TEMPERATURE	-20°C~ 40°C
POWER CABLE	H05RN-F 2X1.0mm^2 L=0.3m(low voltage) H05RN-F 3X1.0mm^2 L=0.3m(High voltage)
WEIGHT	R7AH0128=1.0kg R7BH0170=1.9kg R7CH0173=2.5kg

TECHNICAL DATA

ITEM	LIGHT SOURCE	REFLECTOR	LENS	LENS DEGREE(°)Θ1/2	INPUT VOLTAGE(V)	OPERATING CURRENT(MA)	CONSUMPTION(W)	LUMINANCE(LM)	IK
R7AH0128	1×10W COB	R8		24°	24V DC 120/240	24V = 480 120V = 112 240V = 63	24V = 11.5 120V = 13.1 240V = 13.5	Cool White = 1335 Warm White = 1170	10
R7BH0170	1×18W COB	R18		22°	24V DC 120/240	24V = 833 120V = 178 240V = 96	24V = 20 120V = 20 240V = 21.4	Cool White = 1684 Warm White = 1432	10
R7CH0173	1×25W COB	R19		22°	24V DC 120/240	24V = 1080 120V = 270 240V = 146	24V = 26 120V = 30 240V = 31	Cool White = 2615 Warm White = 2412	10
ZSB7DH0124	1×4.5W COB		B54	24°	24V DC 240	24V = 233 240V = 43	120V = 5.6 240V = 6	Warm White = 254	05

PHOTOMETRIC CURVES



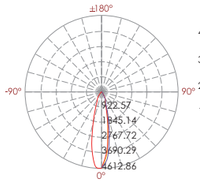

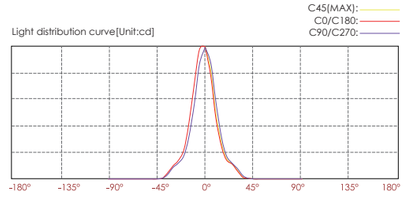

Lux distance cure

Illuminance at a distance

	Center beam LUX	Beam width V	Beam width H
2m	1152.71 LUX	0.8m	0.8m
4m	288.18 LUX	1.6m	1.6m
6m	128.08 LUX	2.4m	2.4m
8m	72.04 LUX	3.2m	3.3m
10m	46.11 LUX	4.0m	4.1m
12m	32.02 LUX	4.9m	4.9m

Ver.Spread:22.9 Horiz.Spread:23.0



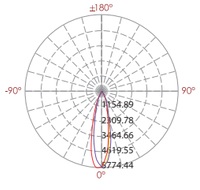

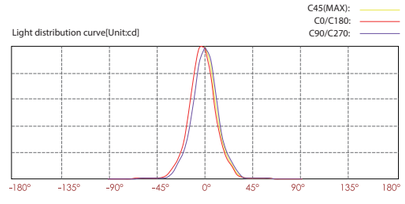

Lux distance cure

Illuminance at a distance

	Center beam LUX	Beam width V	Beam width H
2m	1421.67 LUX	0.9m	0.9m
4m	355.42 LUX	1.8m	1.8m
6m	157.96 LUX	2.6m	2.7m
8m	88.85 LUX	3.5m	3.5m
10m	56.87 LUX	4.4m	4.4m
12m	39.49 LUX	5.3m	5.3m

Ver.Spread:24.8 Horiz.Spread:24.9



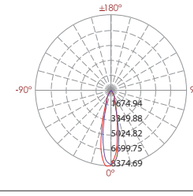

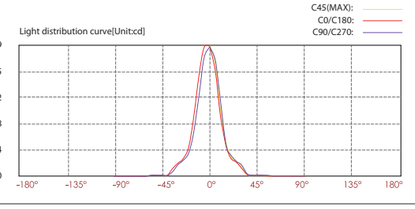

Lux distance cure

Illuminance at a distance

	Center beam LUX	Beam width V	Beam width H
2m	2076.64 LUX	0.9m	0.8m
4m	519.16 LUX	1.7m	1.7m
6m	230.74 LUX	2.6m	2.5m
8m	129.79 LUX	3.4m	3.4m
10m	83.07 LUX	4.3m	4.2m
12m	57.68 LUX	5.1m	5.1m

Ver.Spread:24.2 Horiz.Spread:23.8

IP65 OUTDOOR RATED

Single Side
Wall Mounting Landscape Lamp

LED COLOUR TEMPERATURE

3000K · 6000K

OUTER DIMENSIONS & ACCESSORIES

Unit:mm

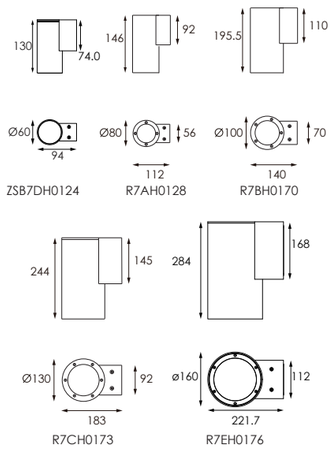

MATERIAL SPECIFICATIONS

HOUSING MATERIAL	Extruded aluminum alloy #6063 Powder coating ,T= 60~80 um./Adhesion of ISO
PAINTING	class 1/ASTM class 4B
REFLECTOR	Optical reflector. effciency≥85%
LED	NICHIA
OPERATING TEMPERATURE	-20°C~ 40°C
POWER CABLE	H05RN-F 2X1.0mm^2 L=0.3m(low voltage) H05RN-F 3X1.0mm^2 L=0.3m(High voltage)
WEIGHT	R7AH0128=1.0kg R7BH0170=1.9kg R7CH0173=2.5kg

HOUSING COLOR OPTION

IP65 OUTDOOR RATED

R7AH0128 R7BH0170 R7CH0173

OPTICS

R8	15° R0115C050XL	24° R0124C050XL	38° R0138C050XL	60° R0160C050XL	
R18	12° R0112C075XL	22° R0122C075XL	35° R0135C075XL	55° R0155C075XL	
R19	10° R0110C095XL	22° R0122C095XL	38° R0138C095XL		
B54	15° L0115F035LK	24° L0124S035LK	38° L0138S035LK		
R16	12° R0112C110XL	25° R0125C110XL	38° R0138C110XL		

TECHNICAL DATA

ITEM	LIGHT SOURCE	REFLECTOR	LENS	LENS DEGREE(°)Ø1/2	INPUT VOLTAGE(V)	OPERATING CURRENT(MA)	CONSUMPTION(W)	LUMINANCE(LM)	IK
ZSB7DH0124	1×4.5W COB		B54	24°	24V DC 240	24V = 233 240V = 43	120V = 5.6 240V = 6	Warm White = 254	05
R7AH0128	1×10W COB	R8		24°	24V DC 120/240	24V = 480 120V = 112 240V = 63	24V = 11.5 120V = 13.1 240V = 13.5	Cool White = 1335 Warm White = 1170	10
R7BH0170	1×18W COB	R18		22°	24V DC 120/240	24V = 833 120V = 178 240V = 96	24V = 20 120V = 20 240V = 21.4	Cool White = 1684 Warm White = 1432	10
R7CH0173	1×25W COB	R19		22°	24V DC 120/240	24V = 1080 120V = 270 240V = 146	24V = 26 120V = 30 240V = 31	Cool White = 2615 Warm White = 2412	10
R7EH0176	1×40W COB	R16		25°	120/240	120V = 372 240V = 187	120V = 44.8 240V = 44.5	Cool White = 4112 Warm White = 3808	06

PHOTOMETRIC CURVES

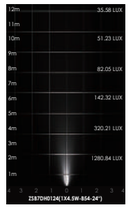

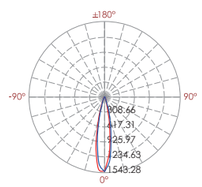

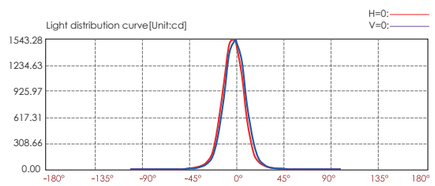

Lux distance cure

Illuminance at a Distance

	Center Beam LUX	Beam Width V	Beam Width H
2m	380.14 LUX	0.7m	0.7m
4m	95.03 LUX	1.5m	1.5m
6m	42.24 LUX	2.2m	2.2m
8m	23.76 LUX	2.9m	2.9m
10m	15.21 LUX	3.7m	3.7m
12m	10.56 LUX	4.4m	4.4m

Vert.Spread:20.8 Horiz.Spread:20.9

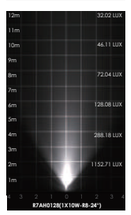

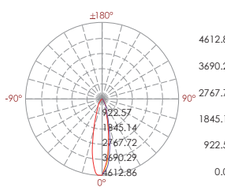

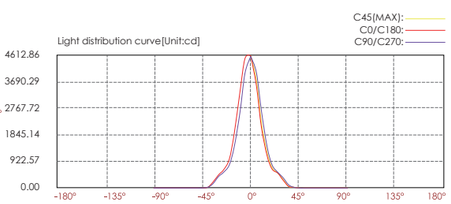

Lux distance cure

Illuminance at a distance

	Center beam LUX	Beam width V	Beam width H
2m	1152.71 LUX	0.8m	0.8m
4m	288.18 LUX	1.6m	1.6m
6m	128.08 LUX	2.4m	2.4m
8m	72.04 LUX	3.2m	3.3m
10m	46.11 LUX	4.0m	4.1m
12m	32.02 LUX	4.9m	4.9m

Ver.Spread:22.9 Horiz.Spread:23.0



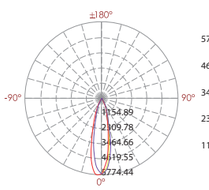

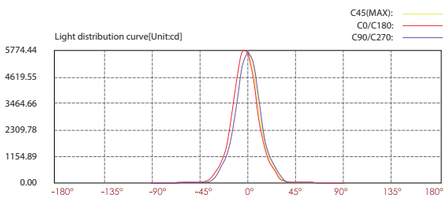

Lux distance cure

Illuminance at a distance

	Center beam LUX	Beam width V	Beam width H
2m	1421.67 LUX	0.9m	0.9m
4m	355.42 LUX	1.8m	1.8m
6m	157.96 LUX	2.6m	2.7m
8m	88.85 LUX	3.5m	3.5m
10m	56.87 LUX	4.4m	4.4m
12m	39.49 LUX	5.3m	5.3m

Ver.Spread:24.8 Horiz.Spread:24.9



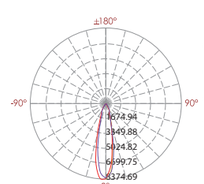

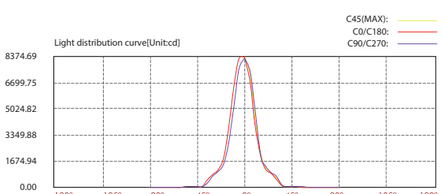

Lux distance cure

Illuminance at a distance

	Center beam LUX	Beam width V	Beam width H
2m	2076.64 LUX	0.9m	0.8m
4m	519.16 LUX	1.7m	1.7m
6m	230.74 LUX	2.6m	2.5m
8m	129.79 LUX	3.4m	3.4m
10m	83.07 LUX	4.3m	4.2m
12m	57.68 LUX	5.1m	5.1m

Ver.Spread:24.2 Horiz.Spread:23.8

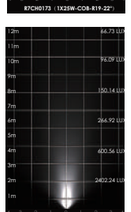

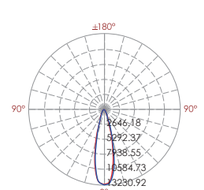

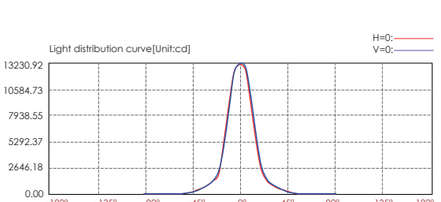

Lux distance cure

Illuminance at a Distance

	Center Beam LUX	Beam Width V	Beam Width H
2m	3274.96 LUX	0.9m	0.9m
4m	818.74 LUX	1.9m	1.9m
6m	363.88 LUX	2.8m	2.8m
8m	204.68 LUX	3.8m	3.8m
10m	131.00 LUX	4.7m	4.7m
12m	90.97 LUX	5.6m	5.7m

Vert.Spread:26.4 Horiz.Spread:26.7

Double Side
Wall Mounting Landscape Lamp

LED COLOUR TEMPERATURE

3000K · 6000K

OUTER DIMENSIONS & ACCESSORIES

Unit:mm

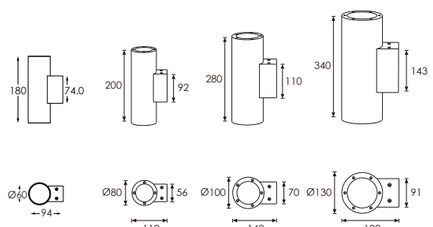

ZSB7DH0224 R7AH0227 R7BH0229 R7CH0270

HOUSING COLOR OPTION

Jet Black — RAL9005

White Aluminium — RAL9003

Gray — RAL7037

OPTICS

R8

15°
R0115C050XL

24°
R0124C050XL

38°
R0138C050XL

60°
R0160C050XL

R18

12°
R0112C075XL

22°
R0122C075XL

35°
R0135C075XL

55°
R0155C075XL

R19

10°
R0110C095XL

22°
R0122C095XL

38°
R0138C095XL

B54
L0115F035LK
L0124S035LK
L0138S035LK

MATERIAL SPECIFICATIONS

HOUSING MATERIAL	Extruded aluminum alloy #6063; Powder coating ,T= 60~80 um./Adhesion of ISO
PAINTING	class 1/ASTM class 4B
REFLECTOR	Optical reflector. effciency≥85%
LIGHT SOURCE	NICHIA
OPERATING TEMPERATURE	-20°C~ 40°C
POWER CABLE	H05RN-F 2X1.0mm2 L=0.3m(low voltage) H05RN-F 3X1.0mm2 L=0.3m(High voltage)
WEIGHT	R7AH0227=1.4kg R7BH0229=2.7kg R7CH0270=4.6kg

IP65 OUTDOOR RATED



R7AH0227 R7BH0229 R7CH0270

TECHNICAL DATA

ITEM	LIGHT SOURCE	REFLECTOR	LENS	LENS DEGREE(°)Θ1/2	INPUT VOLTAGE(V)	OPERATING CURRENT(MA)	CONSUMPTION(W)	LUMINANCE(LM)	IK
R7AH0227	2×8W COB	R8		24°	24V DC 120/240	24V = 832 120V = 163 240V = 91	24V = 20 120V = 20 240V = 20.8	Cool White = 1053x2 Warm White = 986x2	10
R7BH0229	2×12W COB	R18		22°	24V DC 120/240	24V = 1080 120V = 210 240V = 116	24V = 26 120V = 25.5 240V = 25	Cool White = 1289x2 Warm White = 1079x2	10
R7CH0270	2×18W COB	R19		22°	24V DC 120/240	24V = 1660 120V = 340 240V = 182	24V = 40 120V = 40.5 240V = 42	Cool White = 1795x2 Warm White = 1617x2	10
ZSB7DH0224	2×4.5W COB		B54	24°	24V DC 240	24V = 479 240V = 81	24V = 11.5 240V = 12	Warm White = 254x2	10

PHOTOMETRIC CURVES



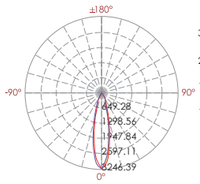

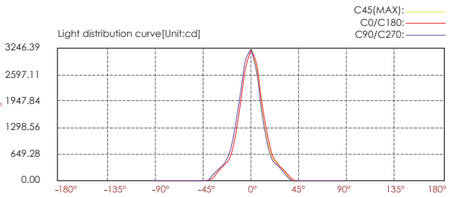

Lux distance cure

Illuminance at a distance

	Center beam LUX	Beam width V	Beam width H
2m	805.04 LUX	0.8m	0.8m
4m	201.26 LUX	1.7m	1.7m
6m	89.45 LUX	2.5m	2.5m
8m	50.32 LUX	3.3m	3.3m
10m	32.20 LUX	4.1m	4.2m
12m	22.36 LUX	5.0m	5.0m

Ver.Spread:23.4 Horiz.Spread:23.5



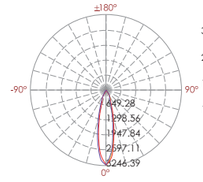

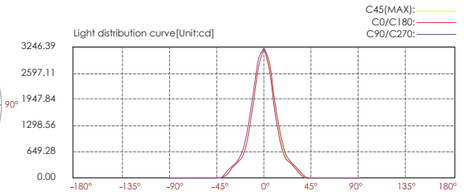

Lux distance cure

Illuminance at a distance

	Center beam LUX	Beam width V	Beam width H
2m	805.04 LUX	0.8m	0.8m
4m	201.26 LUX	1.7m	1.7m
6m	89.45 LUX	2.5m	2.5m
8m	50.32 LUX	3.3m	3.3m
10m	32.20 LUX	4.1m	4.2m
12m	22.36 LUX	5.0m	5.0m

Ver.Spread:23.4 Horiz.Spread:23.5

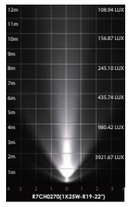

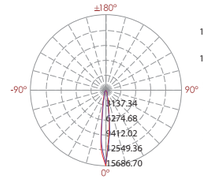

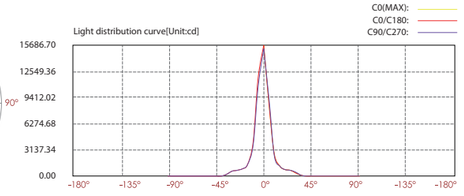

Lux distance cure

Illuminance at a distance

	Center beam LUX	Beam width V	Beam width H
2m	981.99 LUX	0.5m	0.5m
4m	245.50 LUX	0.9m	0.9m
6m	109.11 LUX	1.4m	1.4m
8m	61.37 LUX	1.8m	1.8m
10m	39.28 LUX	2.3m	2.3m
12m	27.28 LUX	2.7m	2.8m

Ver.Spread:13.0 Horiz.Spread:13.1

Double side
Wall Mounting Landscape Lamp

LED COLOUR TEMPERATURE

3000K · 6000K

OUTER DIMENSIONS & ACCESSORIES

Unit:mm

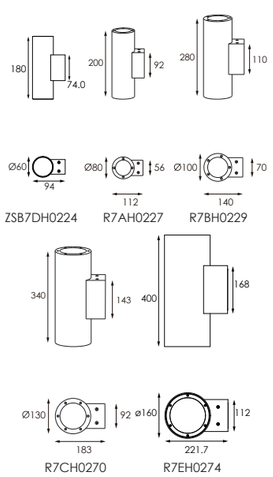

MATERIAL SPECIFICATIONS

HOUSING MATERIAL	Extruded aluminum alloy #6063; Powder coating ,T= 60~80 um./Adhesion of ISO
PAINTING	class 1/ASTM class 4B
REFLECTOR	Optical reflector. effciency≥85%
LIGHT SOURCE	NICHIA
OPERATING TEMPERATURE	-20°C~ 40°C
POWER CABLE	H05RN-F 2X1.0mm2 L=0.3m(low voltage) H05RN-F 3X1.0mm2 L=0.3m(High voltage)
WEIGHT	R7AH0227=1.4kg R7BH0229=2.7kg R7CH0270=4.6kg

HOUSING COLOR OPTION

IP65 OUTDOOR RATED



R7AH0227 R7BH0229 R7CH0270

OPTICS



R8	15° R0115C050XL	24° R0124C050XL	38° R0138C050XL	60° R0160C050XL	
R18	12° R0112C075XL	22° R0122C075XL	35° R0135C075XL	55° R0155C075XL	
R19	10° R0110C095XL	22° R0122C095XL	38° R0138C095XL		
B54	15° L0115F035LK	24° L0124S035LK	38° L0138S035LK		
R16	12° R0112C110XL	25° R0125C110XL	38° R0138C110XL		

TECHNICAL DATA

ITEM	LIGHT SOURCE	REFLECTOR	LENS	LENS DEGREE(°)Θ1/2	INPUT VOLTAGE(V)	OPERATING CURRENT(MA)	CONSUMPTION(W)	LUMINANCE(LM)	IK
ZSB7DH0224	2×4.5W COB		B54	24°	24V DC 240	24V = 479 240V = 81	24V = 11.5 240V = 12	Warm White = 254x2	10
R7AH0227	2×8W COB	R8		24°	24V DC 120/240	24V = 832 120V = 163 240V = 91	24V = 20 120V = 20 240V = 20.8	Cool White = 1053x2 Warm White = 986x2	10
R7BH0229	2×12W COB	R18		22°	24V DC 120/240	24V = 1080 120V = 210 240V = 116	24V = 26 120V = 25.5 240V = 25	Cool White = 1289x2 Warm White = 1079x2	10
R7CH0270	2×18W COB	R19		22°	24V DC 120/240	24V = 1660 120V = 340 240V = 182	24V = 40 120V = 40.5 240V = 42	Cool White = 1795x2 Warm White = 1617x2	10
R7EH0274	2×30W COB	R16		25°	120/240	120V = 540 240V = 292	120V = 60 240V = 62	Cool White = 3400x2 Warm White = 3177x2	06

PHOTOMETRIC CURVES



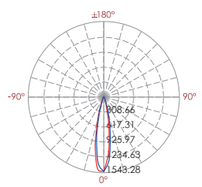

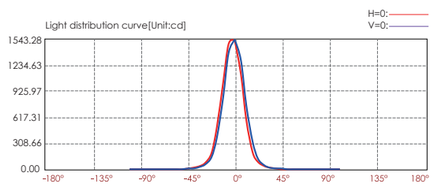

Lux distance cure

Illuminance at a Distance

	Center Beam LUX	Beam Width V	Beam Width H
2m	380.14 LUX	0.7m	0.7m
4m	95.03 LUX	1.5m	1.5m
6m	42.24 LUX	2.2m	2.2m
8m	23.76 LUX	2.9m	2.9m
10m	15.21 LUX	3.7m	3.7m
12m	10.56 LUX	4.4m	4.4m

Vert.Spread:20.8 Horiz.Spread:20.9



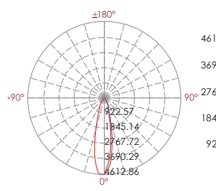

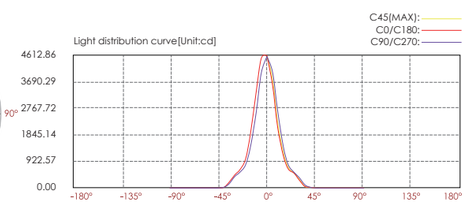

Lux distance cure

Illuminance at a distance

	Center beam LUX	Beam width V	Beam width H
2m	1152.71 LUX	0.8m	0.8m
4m	288.18 LUX	1.6m	1.6m
6m	128.08 LUX	2.4m	2.4m
8m	72.04 LUX	3.2m	3.3m
10m	46.11 LUX	4.0m	4.1m
12m	32.02 LUX	4.9m	4.9m

Ver.Spread:22.9 Horiz.Spread:23.0



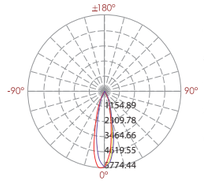

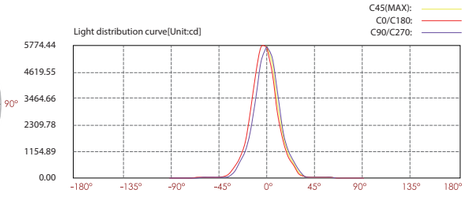

Lux distance cure

Illuminance at a distance

	Center beam LUX	Beam width V	Beam width H
2m	1421.67 LUX	0.9m	0.9m
4m	355.42 LUX	1.8m	1.8m
6m	157.96 LUX	2.6m	2.7m
8m	88.85 LUX	3.5m	3.5m
10m	56.87 LUX	4.4m	4.4m
12m	39.49 LUX	5.3m	5.3m

Ver.Spread:24.8 Horiz.Spread:24.9



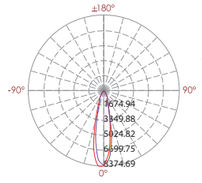

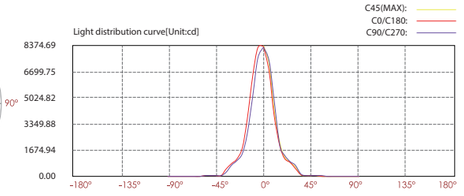

Lux distance cure

Illuminance at a distance

	Center beam LUX	Beam width V	Beam width H
2m	2076.64 LUX	0.9m	0.8m
4m	519.16 LUX	1.7m	1.7m
6m	230.74 LUX	2.6m	2.5m
8m	129.79 LUX	3.4m	3.4m
10m	83.07 LUX	4.3m	4.2m
12m	57.68 LUX	5.1m	5.1m

Ver.Spread:24.2 Horiz.Spread:23.8



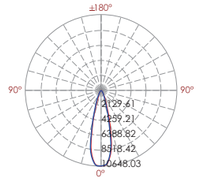

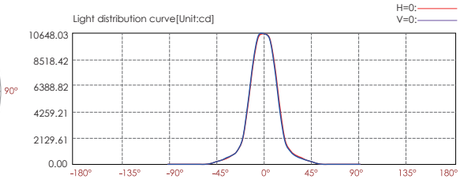

Lux distance cure

Illuminance at a Distance

	Center Beam LUX	Beam Width V	Beam Width H
2m	2642.80 LUX	1.0m	1.0m
4m	660.70 LUX	2.0m	2.0m
6m	293.64 LUX	3.0m	2.9m
8m	165.18 LUX	4.0m	3.9m
10m	105.71 LUX	4.9m	4.9m
12m	73.41 LUX	5.9m	5.9m

Vert.Spread:27.8 Horiz.Spread:27.6

Wall Mounting Landscape Light



LED COLOUR TEMPERATURE

2000K · 3000K · 6000K

OPTICS

N/A

OUTER DIMENSIONS & ACCESSORIES

Unit:mm

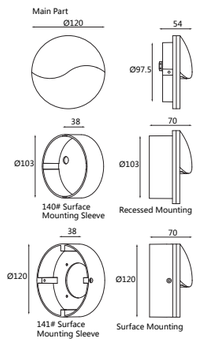

MATERIAL SPECIFICATIONS

HOUSING	12# Die-casting dark grey powder coated aluminum T=60-80μm.Adhesion of ISO class 1/ASTM class 4B
LIGHT WINDOW	PC T=6mm
GASKET	Tooling shaped seal
DRIVER	Constant Voltage Input,Constant Current Output
OPERATING TEMPERATURE	-20˚C~40˚C
POWER CABLE	H05RN-F 3×1.0mm2 L=0.3m(high voltage)

ALTERNATIVE INSTALLATION

Recessed mounted
by 140# sleeve

Surface mounted
by 141# sleeve

TECHNICAL DATA

ITEM	LIGHT SOURCE	LENS DEGREE(°)Θ1/2	INPUT VOLTAGE(V)	OPERATING CURRENT(MA)	CONSUMPTION(W)	LUMINANCE(LM)
D7AJ0634	6×0.5W NICHIA	97°×49°	240	26	3	36

PHOTOMETRIC CURVES



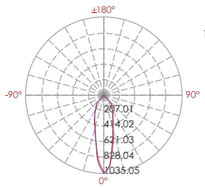

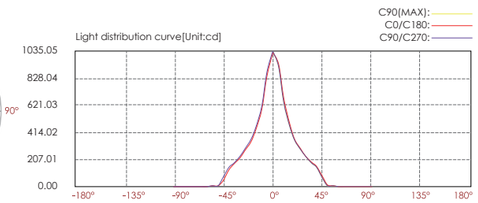

Lux distance cure

Illuminance at a distance

	Center beam LUX	Beam width V	Beam width H
2m	256.04 LUX	0.9m	0.9m
4m	64.01 LUX	1.9m	1.9m
6m	28.45 LUX	2.8m	2.8m
8m	16.00 LUX	3.8m	3.8m
10m	10.24 LUX	4.7m	4.7m
12m	7.11 LUX	5.7m	5.6m

Ver.Spread:26.5 Horiz.Spread:26.4

IP65 OUTDOOR RATED RoHS COMPLIANT CE



HOUSING COLOR OPTION

Basic

Dark Grey
KAP 7037

Secondary

Silver Resistant Paint
RAL 9006

Sanded Black
RAL9005

Wall Mounting Landscape Light

LED COLOUR TEMPERATURE

2000K · 3000K · 6000K

OPTICS

N/A

OUTER DIMENSIONS & ACCESSORIES

Unit:mm

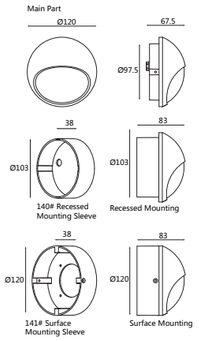

MATERIAL SPECIFICATIONS

HOUSING	12# Die-casting dark grey powder coated aluminum T=60-80μm.Adhesion of ISO class 1/ASTM class 4B
LIGHT WINDOW	PC T=6mm
GASKET	Tooling shaped seal
DRIVER	Constant Voltage Input,Constant Current Output
OPERATING TEMPERATURE	-20˚C~40˚C
POWER CABLE	H05RN-F 3×1.0mm2 L=0.3m(high voltage)

ALTERNATIVE INSTALLATION

Recessed mounted
by 140# sleeve

Surface mounted
by 141# sleeve

TECHNICAL DATA

ITEM	LIGHT SOURCE	LENS DEGREE(°)Θ1/2	INPUT VOLTAGE(V)	OPERATING CURRENT(MA)	CONSUMPTION(W)	LUMINANCE(LM)
D7AK1833	18×0.15W NICHIA	110°	240	24	3	117

PHOTOMETRIC CURVES



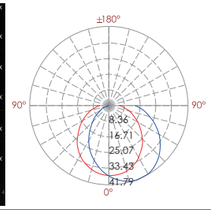

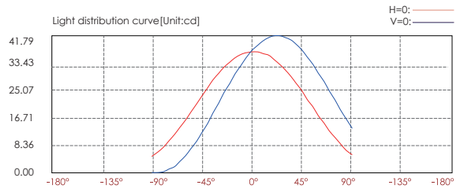

Lux distance cure

Illuminance at a distance

	Center beam LUX	Beam width V	Beam width H
2m	9.24 LUX	5.8m	5.5m
4m	2.31 LUX	11.5m	10.9m
6m	1.03 LUX	17.3m	16.4m
8m	0.58 LUX	23.1m	21.8m
10m	0.37 LUX	28.8m	27.3m
12m	0.26 LUX	34.6m	32.7m

Ver.Spread:110.5 Horiz.Spread:107.6

IP65 OUTDOOR RATED RoHS COMPLIANT CE



HOUSING COLOR OPTION

Basic

Dark Grey
KAP 7037

Secondary

Silver Resistant Paint
RAL 9006

Sanded Black
RAL9005

Wall Mounting Landscape Light

LED COLOUR TEMPERATURE

2000K · 3000K · 6000K

OPTICS

N/A

OUTER DIMENSIONS & ACCESSORIES

Unit:mm

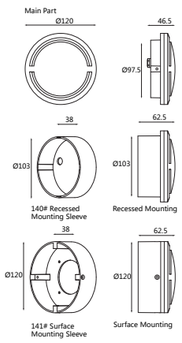

MATERIAL SPECIFICATIONS

HOUSING	12# Die-casting dark grey powder coated aluminum T=60-80μm.Adhesion of ISO class 1/ASTM class 4B
LIGHT WINDOW	PC T=6mm
GASKET	Tooling shaped seal
DRIVER	Constant Voltage Input,Constant Current Output
OPERATING TEMPERATURE	-20˚C~40˚C
POWER CABLE	H05RN-F 3×1.0mm2 L=0.3m(high voltage)

ALTERNATIVE INSTALLATION

Recessed mounted
by 140# sleeve

Surface mounted
by 141# sleeve

TECHNICAL DATA

ITEM	LIGHT SOURCE	LENS DEGREE(°)Θ1/2	INPUT VOLTAGE(V)	OPERATING CURRENT(MA)	CONSUMPTION(W)	LUMINANCE(LM)
D7AL2832	28×0.1W NICHIA	130	240	14	3	12

PHOTOMETRIC CURVES

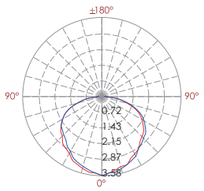

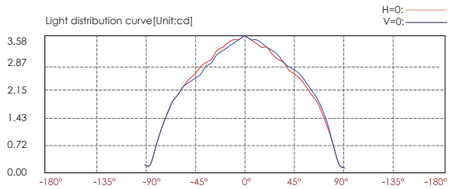

Lux distance cure

Illuminance at a distance

	Center beam LUX	Beam width V	Beam width H
2m	0.90 LUX	8.9m	9.3m
4m	0.22 LUX	17.8m	18.5m
6m	0.10 LUX	26.7m	27.8m
8m	0.06 LUX	35.6m	37.0m
10m	0.04 LUX	44.5m	46.3m
12m	0.02 LUX	53.4m	55.5m

Ver.Spread:131.7 Horiz.Spread:133.3

IP65 OUTDOOR RATED

HOUSING COLOR OPTION

Basic

Dark Grey
KAP 7037

Secondary

Silver Resistant Paint
RAL 9006

Sanded Black
RAL9005

Wall Mounting Landscape Light

LED COLOUR TEMPERATURE

2000K · 3000K · 6000K

OPTICS

N/A

MATERIAL SPECIFICATIONS

HOUSING	12# Die-casting dark grey powder coated aluminum T=60-80μm.Adhesion of ISO class 1/ASTM class 4B
LIGHT WINDOW	PC T=6mm
GASKET	Tooling shaped seal
DRIVER	Constant Voltage Input,Constant Current Output
OPERATING TEMPERATURE	-20˚C~40˚C
POWER CABLE	H05RN-F 3×1.0mm2 L=0.3m(high voltage)

OUTER DIMENSIONS & ACCESSORIES

Unit:mm

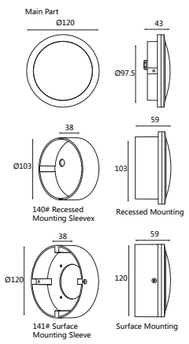

ALTERNATIVE INSTALLATION

Recessed mounted
by 140# sleeve

Surface mounted
by 141# sleeve

TECHNICAL DATA

ITEM	LIGHT SOURCE	LENS DEGREE(°)Θ1/2	INPUT VOLTAGE(V)	OPERATING CURRENT(MA)	CONSUMPTION(W)	LUMINANCE(LM)
D7AM2832	28×0.1W NICHIA	110	240	14	3	196

PHOTOMETRIC CURVES

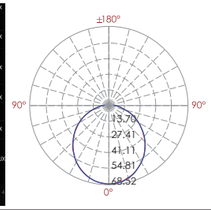

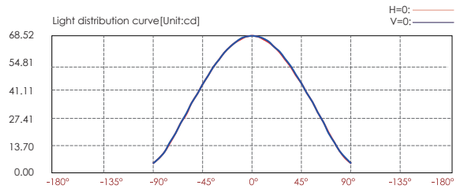

Lux distance cure

	Illuminance at a Distance Center Beam LUX	Beam Width V	Beam Width H
2m	17.08 LUX	5.8m	5.8m
4m	4.27 LUX	11.5m	11.6m
6m	1.90 LUX	17.3m	17.4m
8m	1.07 LUX	23.1m	23.2m
10m	0.68 LUX	28.9m	29.0m
12m	0.47 LUX	34.6m	34.8m

Vert.Spread:110.6 Horiz.Spread:110.8

IP65 OUTDOOR RATED RoHS COMPLIANT CE



HOUSING COLOR OPTION

Basic

Dark Grey
KAP 7037

Secondary

Silver Resistant Paint
RAL 9006

Sanded Black
RAL9005

Wall Mounting Ceiling Down Light

LED COLOUR TEMPERATURE

3000K · 6000K

OPTICS

R17

12°
R0112C069XL

18°
R0118C069XL

32°
R0132C069XL

OUTER DIMENSIONS & ACCESSORIES

Unit:mm

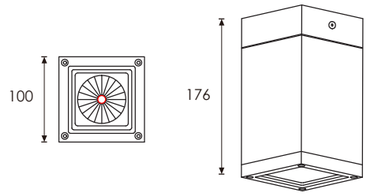

MATERIAL SPECIFICATIONS

HOUSING MATERIAL I Extruded aluminum alloy #6063

PAINTING I Powder coating ,T= 60~80 um./Adhesion of ISO class 1/ASTM class 4B

REFLECTOR I Optical reflector. effciency≥85%

LED I NICHIA

POWER CABLE I H05RN-F 2X1.0mm2 L=0.3m(low voltage)
H05RN-F 3X1.0mm2 L=0.3m(High voltage)

OPERATING TEMPERATURE I -20˚C~40˚C

HOUSING COLOR OPTION

Sanded Black
RAL9005

Sanded White
RAL 9003

Dark Grey
RAL 7037

TECHNICAL DATA

ITEM	LIGHT SOURCE	LENS	LENS DEGREE(°)Θ1/2	INPUT VOLTAGE(V)	OPERATING CURRENT(MA)	CONSUMPTION(W)	LUMINANCE(LM)	IK
R8VA0170	1×18W COB	R17	18°	24V DC 120/240	24V = 833 120V = 178 240V = 96	24V = 20 120V = 20 240V = 21	Cool White = 1766 Warm White = 1705	06

PHOTOMETRIC CURVES



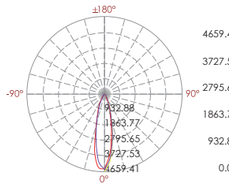

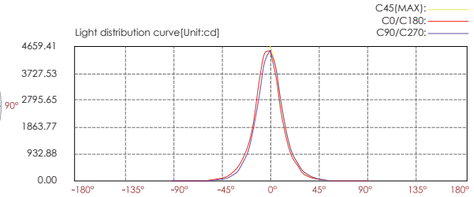

Lux distance cure

Illuminance at a distance

	Center beam LUX	Beam width V	Beam width H
2m	1123.36 LUX	0.9m	0.9m
4m	280.84 LUX	1.8m	1.7m
6m	124.82 LUX	2.7m	2.6m
8m	70.21 LUX	3.5m	3.5m
10m	44.93 LUX	4.4m	4.4m
12m	31.20 LUX	5.3m	5.2m

Ver.Spread:25.0 Horiz.Spread:24.6

IP65 OUTDOOR RATED

Wall Mounting Ceiling Down Light

LED COLOUR TEMPERATURE

3000K · 6000K

OPTICS

B33
(B33D/B33F)

9°
L0109F023YH

15°
L0115D023YH

20°
L0120D023YH

30°
L0130D023YH

45°
L0145D023YH

OUTER DIMENSIONS & ACCESSORIES

Unit:mm

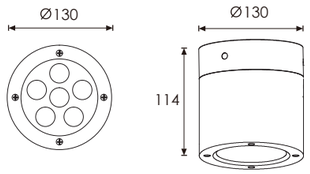

MATERIAL SPECIFICATIONS

HOUSING MATERIAL I Extruded aluminum alloy #6063

PAINTING I Powder coating ,T= 60~80 um./Adhesion of ISO class 1/ASTM class 4B

REFLECTOR I Optical reflector. effciency≥85%

LED I NICHIA

POWER CABLE I H05RN-F 2X1.0mm2 L=0.3m(low voltage)
I H05RN-F 3X1.0mm2 L=0.3m(High voltage)

OPERATING TEMPERATURE I -20˚C~40˚C

TECHNICAL DATA

ITEM	LIGHT SOURCE	LENS	LENS DEGREE(°)Θ1/2	INPUT VOLTAGE(V)	OPERATING CURRENT(MA)	CONSUMPTION(W)	LUMINANCE(LM)	IK
B8CJ0657	6×2W	B33D	30°	24V DC 120/240	24V = 562 120V = 100 240V = 56	24V = 13.5 120V = 12 240V = 12.2	Cool White = 830 Warm White = 681	06

PHOTOMETRIC CURVES



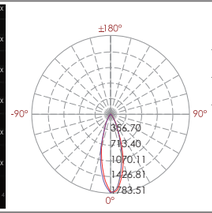

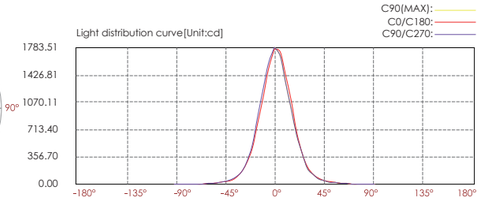

Lux distance cure

Illuminance at a distance

	Center beam LUX	Beam width V	Beam width H
2m	439.07 LUX	1.1m	1.1m
4m	109.77 LUX	2.2m	2.2m
6m	48.79 LUX	3.3m	3.3m
8m	27.44 LUX	4.4m	4.4m
10m	17.56 LUX	5.5m	5.5m
12m	12.20 LUX	6.6m	6.6m

Ver.Spread:30.8 Horiz.Spread:30.8

TRIAC PWM 1-10V DALI IP65 OUTDOOR RATED RoHS COMPLIANT CE



Beam Effect Demo

HOUSING COLOR OPTION

Dark Grey
RAL 7037

Sanded White
RAL 9003

Sanded Black
RAL9005

COB Wall Mounting Ceiling Down Light

LED COLOUR TEMPERATURE

3000K · 6000K

OPTICS

R27

10°
R0110C075XL

OUTER DIMENSIONS & ACCESSORIES

Unit:mm

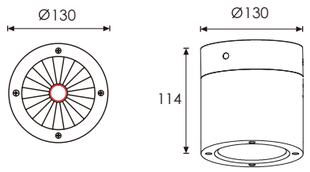

MATERIAL SPECIFICATIONS

HOUSING MATERIAL	Extruded aluminum alloy #6063
PAINTING	Powder coating ,T= 60~80 um./Adhesion of ISO class 1/ASTM class 4B
REFLECTOR	Optical reflector. effciency≥85%
LED	NICHIA
POWER CABLE	H05RN-F 2X1.0mm2 L=0.3m(low voltage) H05RN-F 3X1.0mm2 L=0.3m(High voltage)
OPERATING TEMPERATURE	-20˚C~40˚C

TECHNICAL DATA

ITEM	LIGHT SOURCE	LENS	LENS DEGREE(°)Θ1/2	INPUT VOLTAGE(V)	OPERATING CURRENT(MA)	CONSUMPTION(W)	LUMINANCE(LM)	IK
R8CJ0127	1×8W COB	R27	35°	24V DC 120/240	24V = 411 120V = 88 240V = 50	24V = 9.8 120V = 10.8 240V = 10.8	Cool White = 850 Warm White = 896	06

PHOTOMETRIC CURVES



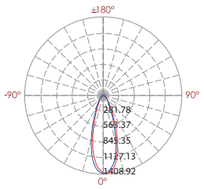

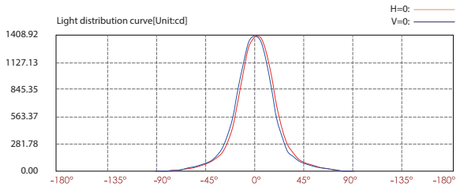

Lux distance cure

Illuminance at a distance

	Center beam LUX	Beam width V	Beam width H
2m	348.47 LUX	1.3m	1.3m
4m	87.12 LUX	2.5m	2.5m
6m	38.72 LUX	3.8m	3.8m
8m	21.78 LUX	5.0m	5.0m
10m	13.94 LUX	6.3m	6.3m
12m	9.68 LUX	7.5m	7.5m

Ver.Spread:34.9 Horiz.Spread:34.7

IP65 OUTDOOR RATED RoHS COMPLIANT CE



Beam Effect demo

HOUSING COLOR OPTION

Dark Grey
RAL 7037

Sanded White
RAL 9003

Sanded Black
RAL9005

Wall Mounting Ceiling Down Light

LED COLOUR TEMPERATURE

3000K · 6000K

OPTICS

R20

15°
R0115C075XL

30°
R0130C075XL

40°
R0140C075XL

OUTER DIMENSIONS & ACCESSORIES

Unit:mm

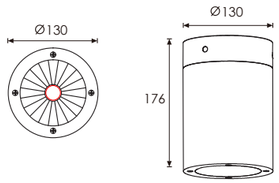

MATERIAL SPECIFICATIONS

HOUSING MATERIAL	Extruded aluminum alloy #6063
PAINTING	Powder coating ,T= 60~80 um./Adhesion of ISO class 1/ASTM class 4B
REFLECTOR	Optical reflector. effciency≥85%
LIGHT SOURCE	NICHIA
POWER CABLE	H05RN-F 2X1.0mm2 L=0.3m(low voltage) H05RN-F 3X1.0mm2 L=0.3m(High voltage)
OPERATING TEMPERATURE	-20˚C~40˚C



Beam Effect Demo

HOUSING COLOR OPTION

Dark Grey
RAL 7037

Sanded White
RAL 9003

Sanded Black
RAL9005

TECHNICAL DATA

ITEM	LIGHT SOURCE	LENS	LENS DEGREE(°)Θ1/2	INPUT VOLTAGE(V)	OPERATING CURRENT(MA)	CONSUMPTION(W)	LUMINANCE(LM)	IK
R8CI0170	1×18W	R20	30°	24V DC 120/240	24V = 840 120V = 172 240V = 91	24V = 20.4 120V = 20.6 240V = 20.9	Cool White = 2400 Warm White = 2105	06

PHOTOMETRIC CURVES



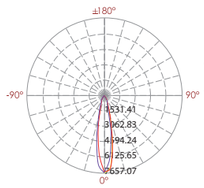

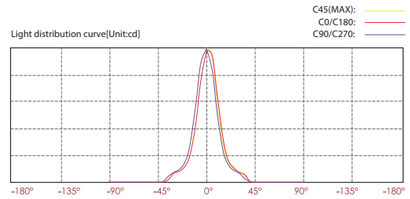

Lux distance cure

Illuminance at a distance

	Center beam LUX	Beam width V	Beam width H
2m	1880.87 LUX	0.8m	0.7m
4m	470.22 LUX	1.5m	1.5m
6m	208.99 LUX	2.3m	2.2m
8m	117.55 LUX	3.0m	3.0m
10m	75.23 LUX	3.8m	3.7m
12m	52.25 LUX	4.5m	4.5m

Ver.Spread:21.3 Horiz.Spread:21.1

IP65 OUTDOOR RATED

Wall Mounting Ceiling Down Light

LED COLOUR TEMPERATURE

3000K · 6000K

OUTER DIMENSIONS & ACCESSORIES

Unit:mm

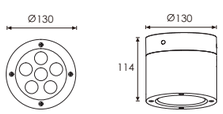

B8CJ0657

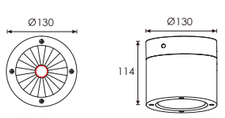

R8CJ0127

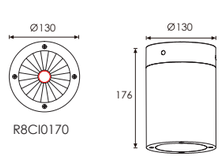

R8CI0170

MATERIAL SPECIFICATIONS

HOUSING MATERIAL	Extruded aluminum alloy #6063
PAINTING	Powder coating ,T= 60~80 um./Adhesion of ISO class 1/ASTM class 4B
REFLECTOR	Optical reflector. effciency≥85%
LED	NICHIA
POWER CABLE	H05RN-F 2X1.0mm2 L=0.3m(low voltage) H05RN-F 3X1.0mm2 L=0.3m(High voltage)
OPERATING TEMPERATURE	-20˚C~40˚C

HOUSING COLOR OPTION

Dark Grey
RAL 7037

Sanded White
RAL 9003

Sanded Black
RAL9005

IP65 OUTDOOR RATED

OPTICS

B33
(B33D/B33F)

9°(B33F)
L0109F023YH

15°
L0115D023YH

20°
L0120D023YH

30°
L0130D023YH

45°
L0145D023YH

R27

35°
R0110C075XL

R20

15°
R0115C075XL

30°
R0130C075XL

40°
R0140C075XL

TECHNICAL DATA

ITEM	LIGHT SOURCE	LENS	LENS DEGREE(°)Θ1/2	INPUT VOLTAGE(V)	OPERATING CURRENT(MA)	CONSUMPTION(W)	LUMINANCE(LM)	IK
B8CJ0657	6×2W	B33D	30°	24V DC 120/240	24V = 562 120V = 100 240V = 56	24V = 13.5 120V = 12 240V = 12.2	Cool White = 830 Warm White = 681	06
R8CJ0127	1×8W COB	R27	35°	24V DC 120/240	24V = 411 120V = 88 240V = 50	24V = 9.8 120V = 10.8 240V = 10.8	Cool White = 850 Warm White = 896	06
R8CI0170	1×18W	R20	30°	24V DC 120/240	24V = 840 120V = 172 240V = 91	24V = 20.4 120V = 20.6 240V = 20.9	Cool White = 2400 Warm White = 2105	06

PHOTOMETRIC CURVES

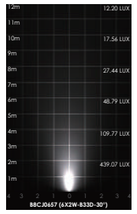

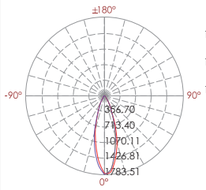

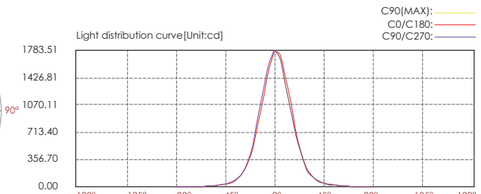

Lux distance cure

Illuminance at a distance

	Center beam LUX	Beam width V	Beam width H
2m	439.07 LUX	1.1m	1.1m
4m	109.77 LUX	2.2m	2.2m
6m	48.79 LUX	3.3m	3.3m
8m	27.44 LUX	4.4m	4.4m
10m	17.56 LUX	5.5m	5.5m
12m	12.20 LUX	6.6m	6.6m

Ver.Spread:30.8 Horiz.Spread:30.8



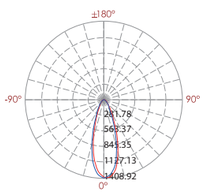

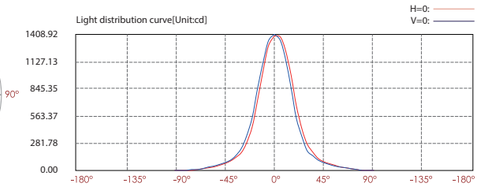

Lux distance cure

Illuminance at a distance

	Center beam LUX	Beam width V	Beam width H
2m	348.47 LUX	1.3m	1.3m
4m	87.12 LUX	2.5m	2.5m
6m	38.72 LUX	3.8m	3.8m
8m	21.78 LUX	5.0m	5.0m
10m	13.94 LUX	6.3m	6.3m
12m	9.68 LUX	7.5m	7.5m

Ver.Spread:34.9 Horiz.Spread:34.7



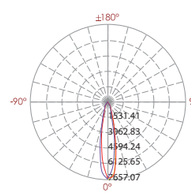

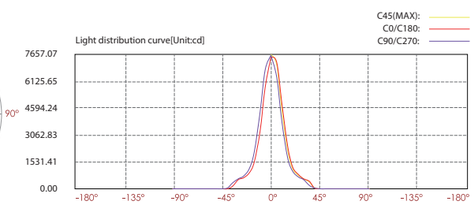

Lux distance cure

Illuminance at a distance

	Center beam LUX	Beam width V	Beam width H
2m	1880.87 LUX	0.8m	0.7m
4m	470.22 LUX	1.5m	1.5m
6m	208.99 LUX	2.3m	2.2m
8m	117.55 LUX	3.0m	3.0m
10m	75.23 LUX	3.8m	3.7m
12m	52.25 LUX	4.5m	4.5m

Ver.Spread:21.3 Horiz.Spread:21.1

Wall Mounting Ceiling Down Light

LED COLOUR TEMPERATURE

3000K · 6000K

OUTER DIMENSIONS & ACCESSORIES

Unit:mm

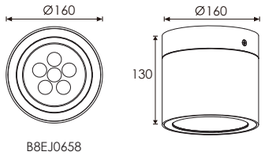

B8EJ0658

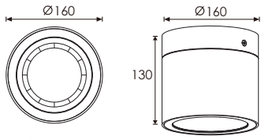

B8EJ0171

MATERIAL SPECIFICATIONS

HOUSING MATERIAL	Extruded aluminum alloy #6063
PAINTING	Powder coating ,T= 60~80 um./Adhesion of ISO class 1/ASTM class 4B
REFLECTOR	Optical reflector. effciency≥85%
LED	NICHIA
POWER CABLE	H05RN-F 2X1.0mm2 L=0.3m(low voltage) H05RN-F 3X1.0mm2 L=0.3m(High voltage)
OPERATING TEMPERATURE	-20˚C~40˚C

HOUSING COLOR OPTION

Dark Grey RAL 7037 | Sanded White RAL 9003 | Sanded Black RAL9005

IP65 OUTDOOR RATED

OPTICS

B33 (B33D/B33F)

9°(B33F) L0109F023YH

15° L0115D023YH

20° L0120D023YH

30° L0130D023YH

45° L0145D023YH

B57

12° L0112D090HK

24° L0124D090HK

36° L0138D090HK

60° L0160D090HK

TECHNICAL DATA

ITEM	LIGHT SOURCE	LENS	LENS DEGREE(°)Θ1/2	INPUT VOLTAGE(V)	OPERATING CURRENT(MA)	CONSUMPTION(W)	LUMINANCE(LM)	IK
B8EJ0658	6×3.3W	B33D	20°	120/240	120V = 196 240V = 101	120V = 23.1 240V = 23.3	Cool White = 1718 Warm White = 1591	06
B8EJ0171	1×20W COB	B57	24°	24V DC 120/240	24V = 960 120V = 205 240V = 108	24V = 23 120V = 23.5 240V = 24.2	Cool White = 1865 Warm White = 1727	06

PHOTOMETRIC CURVES



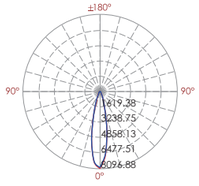

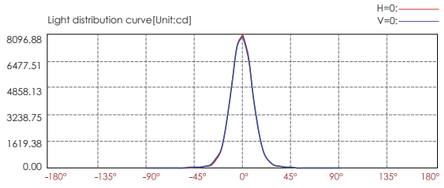

Lux distance cure

	Illuminance at a Distance Center Beam LUX	Beam Width V	Beam Width H
2m	2023.71 LUX	0.8m	0.8m
4m	505.93 LUX	1.6m	1.6m
6m	224.86 LUX	2.4m	2.4m
8m	126.48 LUX	3.2m	3.2m
10m	80.95 LUX	4.0m	4.0m
12m	56.21 LUX	4.8m	4.9m

Vert.Spread:22.7 Horiz.Spread:22.9



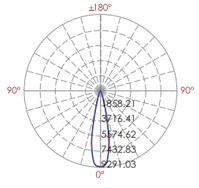

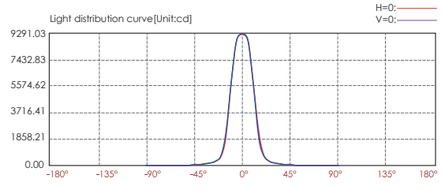

Lux distance cure

	Illuminance at a Distance Center Beam LUX	Beam Width V	Beam Width H
2m	2312.26 LUX	0.8m	0.8m
4m	578.07 LUX	1.7m	1.7m
6m	256.92 LUX	2.5m	2.5m
8m	144.52 LUX	3.3m	3.3m
10m	92.49 LUX	4.2m	4.2m
12m	64.23 LUX	5.0m	5.0m

Vert.Spread:23.6 Horiz.Spread:23.6

Wall Mounting Ceiling Down Light

LED COLOUR TEMPERATURE

3000K · 6000K

OUTER DIMENSIONS & ACCESSORIES

Unit:mm

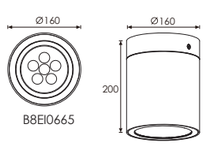

B8EI0665

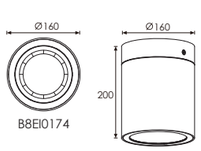

B8EI0174

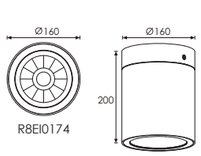

R8EI0174

MATERIAL SPECIFICATIONS

HOUSING MATERIAL | Extruded aluminum alloy #6063;

PAINTING | Powder coating ,T= 60~80 um./Adhesion of ISO class 1/ASTM class 4B

REFLECTOR | Optical reflector. effciency≥85%

LED | NICHIA

POWER CABLE | H05RN-F 2X1.0mm2 L=0.3m(low voltage)
H05RN-F 3X1.0mm2 L=0.3m(High voltage)

OPERATING TEMPERATURE | -20˚C~40˚C

HOUSING COLOR OPTION

Dark Grey
RAL 7037

Sanded White
RAL 9003

Sanded Black
RAL9005

OPTICS



B33 (B33D/B33F) | 9°(B33F) L0109F023YH | 15° L0115D023YH | 20° L0120D023YH | 30° L0130D023YH | 45° L0145D023YH

B57 | 12° L0112D090HK | 24° L0124D090HK | 36° L0136D090HK | 60° L0160D090HK

R16 | 12° R0112C110XL | 25° R0125C110XL | 38° R0138C110XL

TECHNICAL DATA

ITEM	LIGHT SOURCE	LENS	LENS DEGREE(°)Θ1/2	INPUT VOLTAGE(V)	OPERATING CURRENT(MA)	CONSUMPTION(W)	LUMINANCE(LM)	IK
B8EI0665	6×5W	B33D	30°	120/240	120V = 270 240V = 146	120V = 30 240V = 31	Cool White = 2288 Warm White = 2105	06
B8EI0174	1×30W COB	B57	24°	120/240	120V = 270 240V = 146	120V = 30 240V = 31	Cool White = 2400 Warm White = 2212	06
R8EI0174	1×30W COB	R16	25°	120/240	120V = 270 240V = 146	120V = 30 240V = 31	Cool White = 3400 Warm White = 3177	06

PHOTOMETRIC CURVES



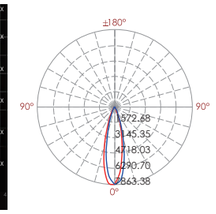

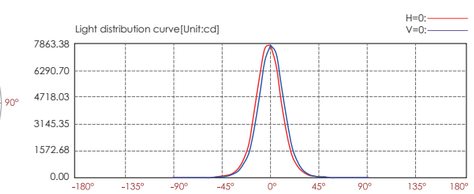

Lux distance cure

Illuminance at a Distance

	Center Beam LUX	Beam Width V	Beam Width H
2m	1945.62 LUX	0.9m	0.9m
4m	486.40 LUX	1.9m	1.8m
6m	216.18 LUX	2.8m	2.8m
8m	121.60 LUX	3.7m	3.7m
10m	77.82 LUX	4.6m	4.6m
12m	54.04 LUX	5.6m	5.5m

Vert.Spread:26.1 Horiz.Spread:25.9



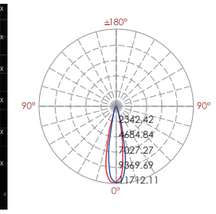

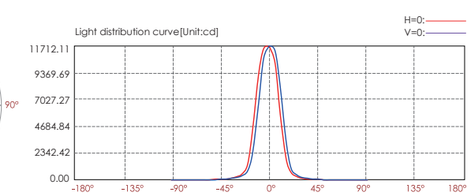

Lux distance cure

Illuminance at a Distance

	Center Beam LUX	Beam Width V	Beam Width H
2m	2916.76 LUX	0.8m	0.8m
4m	729.19 LUX	1.7m	1.7m
6m	324.08 LUX	2.5m	2.5m
8m	182.30 LUX	3.3m	3.3m
10m	116.67 LUX	4.1m	4.1m
12m	81.02 LUX	5.0m	5.0m

Vert.Spread:23.4 Horiz.Spread:23.4



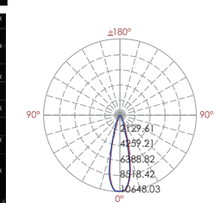

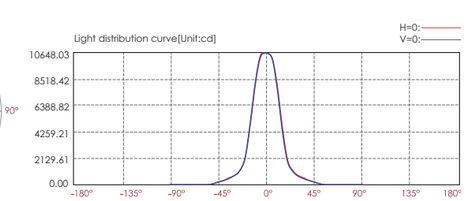

Lux distance cure

Illuminance at a Distance

	Center Beam LUX	Beam Width V	Beam Width H
2m	2642.80 LUX	1.0m	1.0m
4m	660.70 LUX	2.0m	2.0m
6m	293.64 LUX	3.0m	2.9m
8m	165.18 LUX	4.0m	3.9m
10m	105.71 LUX	4.9m	4.9m
12m	73.41 LUX	5.9m	5.9m

Vert.Spread:27.8 Horiz.Spread:27.6

IP65 OUTDOOR RATED RoHS COMPLIANT CE

Bollard Light

OUTER DIMENSIONS & ACCESSORIES

Unit:mm

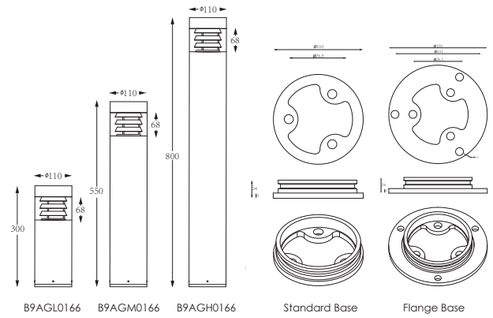

MATERIAL SPECIFICATIONS

HOUSING	T=60-80um Adhesion of ISO class 1/ASTM class 4B 12# Die-casting powder coated aluminum.
LIGHT WINDOW	PMMA
LED	SMD3535 type LED
LED DRIVER	Constant Voltage Input,Constant Current Output
OPERATING TEMPERATURE	-20˚C~40˚C
POWER CABLE	H05RN-F 3×1.0mm²L=0.3m(high voltage/short) H05RN-F 3×1.0mm²L=0.5m(high voltage/medium) H05RN-F 3×1.0mm²L=1.0m(high voltage/high)
BASE	Standard Base Flange base
DIMMABLE SUPPORT	Triac PWM 1-10V Dali

LED COLOUR TEMPERATURE

3000K · 6000K

OPTICS

N/A

HOUSING COLOR OPTION

Basic

Sanded Black
RAL9005

Secondary

Light Sanded Grey
RAL7038

Dark Grey
RAL7037

OPTIONAL BASE

1. Standard/Built-in Base
SB00130

2. Flange Base
FB00130



LED and Driver Module

•Flange base is an optional part which you need to remove the standard base before the assembling.

TECHNICAL DATA

ITEM	LIGHT SOURCE	INPUT VOLTAGE(V)	OPERATING CURRENT(MA)	CONSUMPTION(W)	LUMINANCE(LM)
B9AGL0166 **B9AGM0166** **B9AGH0166**	SMD3535 X 6W	120/240	120V = 108 240V = 60	120V = 7.7 240V = 8.1	Warm White

PHOTOMETRIC CURVES

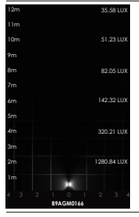

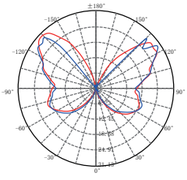

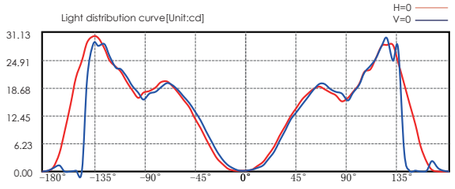

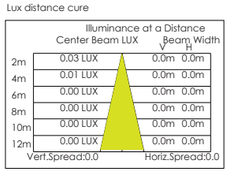

TRIAC PWM 1-10V DALI IP65 OUTDOOR RATED RoHS COMPLIANT CE

Bollard Light

OUTER DIMENSIONS & ACCESSORIES

Unit:mm

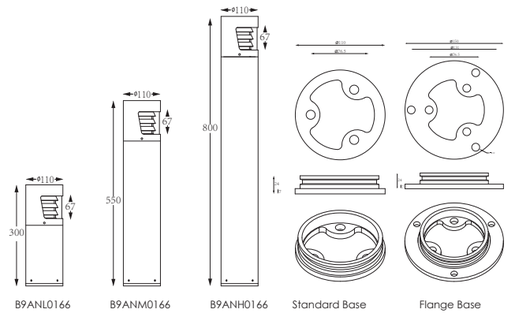

MATERIAL SPECIFICATIONS

HOUSING	T=60-80um Adhesion of ISO class 1/ASTM class 4B 12# Die-casting powder coated aluminum
LIGHT WINDOW	PMMA
LED	SMD3535 type LED
LED DRIVER	Constant Voltage Input,Constant Current Output
OPERATING TEMPERATURE	-20˚C~40˚C
POWER CABLE	H05RN-F 3×1.0mm²L=0.3m(high voltage/short) H05RN-F 3×1.0mm²L=0.5m(high voltage/medium) H05RN-F 3×1.0mm²L=1.0m(high voltage/high)
BASE	Standard Base Flange base
DIMMABLE SUPPORT	Triac PWM 1-10V Dali

LED COLOUR TEMPERATURE

3000K · 6000K

OPTICS

N/A

HOUSING COLOR OPTION

Basic

Sanded Black
RAL9005

Secondary

Light Sanded Grey
RAL7038

Dark Grey
RAL7037

OPTIONAL BASE

1. Standard/Built-in Base
SB00130

2. Flange Base
FB00130



LED and Driver Module

•Flange base is an optional part which you need to remove the standard base before the assembling.

TECHNICAL DATA

ITEM	LIGHT SOURCE	INPUT VOLTAGE(V)	OPERATING CURRENT(MA)	CONSUMPTION(W)	LUMINANCE(LM)
B9ANL0166 **B9ANM0166** **B9ANH0166**	1X 6W	120/240	120V = 108 240V = 60	120V = 7.7 240V = 8.1	Cool White = 150 Warm White = 130

PHOTOMETRIC CURVES

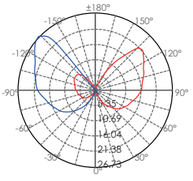

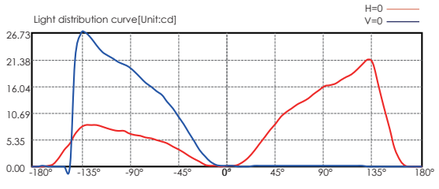



TRIAC PWM 1-10V DALI IP65 OUTDOOR RATED RoHS COMPLIANT CE

Bollard Light

LED COLOUR TEMPERATURE

3000K · 6000K

OPTICS

N/A

OUTER DIMENSIONS & ACCESSORIES

Unit:mm

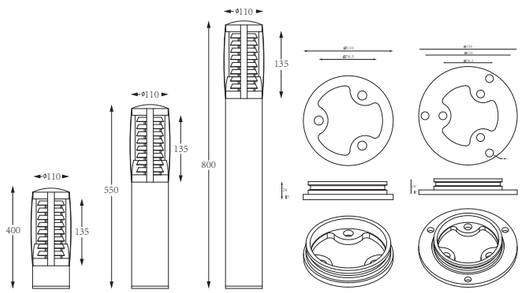

MATERIAL SPECIFICATIONS

HOUSING	T=60-80um Adhesion of ISO class 1/ASTM class 4B 12# Die-casting powder coated aluminum
LIGHT WINDOW	PMMA
LED	SMD3535 type LED
LED DRIVER	Constant Voltage Input,Constant Current Output
OPERATING TEMPERATURE	-20˚C~40˚C
POWER CABLE	H05RN-F 3×1.0mm²L=0.3m(high voltage/short) H05RN-F 3×1.0mm²L=0.5m(high voltage/medium) H05RN-F 3×1.0mm²L=1.0m(high voltage/high)
BASE	Standard Base Flange base
DIMMABLE SUPPORT	Triac PWM 1-10V Dali

TECHNICAL DATA

ITEM	LIGHT SOURCE	INPUT VOLTAGE(V)	OPERATING CURRENT(MA)	CONSUMPTION(W)	LUMINANCE(LM)
B9ASL0166 **B9ASM0166** **B9ASH0166**	SMD3535 X 6W	120/240	120V = 108 240V = 60	120V = 7.7 240V = 8.2	Warm White = 138

PHOTOMETRIC CURVES

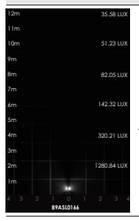

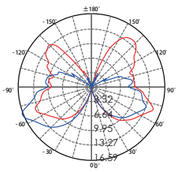

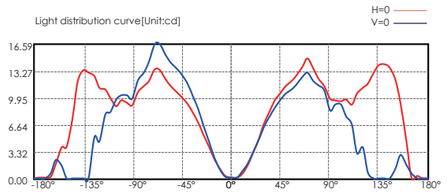

Lux distance cure

	Illuminance at a Distance Center Beam LUX	Beam Width V	Beam Width H
2m	0.05 LUX	0.0m	1.5m
4m	0.01 LUX	0.0m	3.0m
6m	0.01 LUX	0.0m	4.5m
8m	0.00 LUX	0.0m	5.9m
10m	0.00 LUX	0.0m	7.4m
12m	0.00 LUX	0.0m	8.9m

Vert.Spread:0.0 Horiz.Spread:40.8

TRIAC PWM 1-10V DALI IP65 OUTDOOR RATED RoHS COMPLIANT CE

REFLECTOR



•The reflector is machined on one entire solid acrylic

HOUSING COLOR OPTION

Basic

Sanded Black
RAL9005

Secondary

Light Sanded Grey
RAL7038

Dark Grey
RAL7037

OPTIONAL BASE

1. Standard/Built-in Base
SB00130

2. Flange Base
FB00130



LED and Driver Module

•Flange base is an optional part which you need to remove the standard base before the assembling.

Bollard Light

OUTER DIMENSIONS & ACCESSORIES

Unit:mm

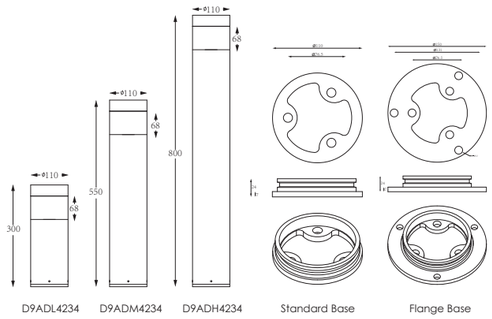

MATERIAL SPECIFICATIONS

HOUSING	T=60-80um Adhesion of ISO class 1/ASTM class 4B 12# Die-casting powder coated aluminum
LIGHT WINDOW	PMMA
LED	SMD3030 type LED
LED DRIVER	Constant Voltage Input,Constant Current Output
OPERATING TEMPERATURE	-20˚C~40˚C
POWER CABLE	H05RN-F 3×1.0mm²L=0.3m(high voltage/short) H05RN-F 3×1.0mm²L=0.5m(high voltage/medium) H05RN-F 3×1.0mm²L=1.0m(high voltage/high)
BASE	Standard Base Flange base
DIMMABLE SUPPORT	Triac PWM 1-10V Dali

LED COLOUR TEMPERATURE

3000K · 6000K

OPTICS

N/A

HOUSING COLOR OPTION

Basic

Sanded Black
RAL9005

Secondary

Light Sanded Grey
RAL7038

Dark Grey
RAL7037

OPTIONAL BASE

1. Standard/Built-in Base
SB00130

2. Flange Base
FB00130



•Flange base is an optional part which you need to remove the standard base before the assembling.

LED and Driver Module

TECHNICAL DATA

ITEM	LIGHT SOURCE	INPUT VOLTAGE(V)	OPERATING CURRENT(MA)	CONSUMPTION(W)	LUMINANCE(LM)
D9ADL4234 **D9ADM4234** **D9ADH4234**	42 X 0.2W	120/240	120V = 76 240V = 41	120V = 8.6 240V = 9	Warm White = 586

PHOTOMETRIC CURVES



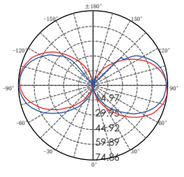

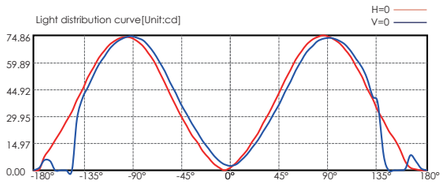

Lux distance cure

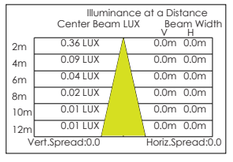

TRIAC PWM 1-10V DALI IP65 OUTDOOR RATED RoHS COMPLIANT CE

Bollard Light

OUTER DIMENSIONS & ACCESSORIES

Unit:mm

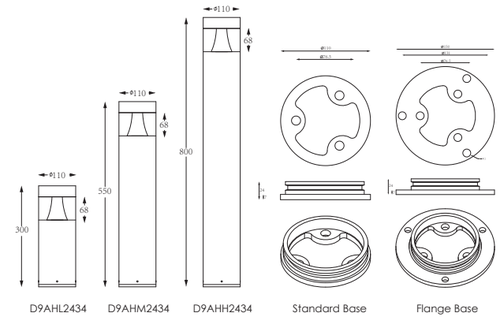

MATERIAL SPECIFICATIONS

HOUSING	T=60-80um Adhesion of ISO class 1/ASTM class 4B 12# Die-casting powder coated aluminum
LIGHT WINDOW	PMMA
LED	SMD3030 type LED
LED DRIVER	Constant Voltage Input,Constant Current Output
OPERATING TEMPERATURE	-20˚C~40˚C
POWER CABLE	H05RN-F 3×1.0mm²L=0.3m(high voltage/short) H05RN-F 3×1.0mm²L=0.5m(high voltage/medium) H05RN-F 3×1.0mm²L=1.0m(high voltage/high)
BASE	Standard Base Flange base
DIMMABLE SUPPORT	Triac PWM 1-10V Dali

LED COLOUR TEMPERATURE

3000K · 6000K

OPTICS

N/A

HOUSING COLOR OPTION

Basic

Sanded Black
RAL9005

Secondary

Light Sanded Grey
RAL7038

Dark Grey
RAL7037

OPTIONAL BASE

1. Standard/Built-in Base
SB00130

2. Flange Base
FB00130



•Flange base is an optional part which you need to remove the standard base before the assembling.

LED and Driver Module

TECHNICAL DATA

ITEM	LIGHT SOURCE	INPUT VOLTAGE(V)	OPERATING CURRENT(MA)	CONSUMPTION(W)	LUMINANCE(LM)
D9AHL2434 **D9AHM2434** **D9AHH2434**	24 X 0.2W	120/240	120V = 70 240V = 39	120V = 4.9 240V = 5.1	Warm White = 263

PHOTOMETRIC CURVES

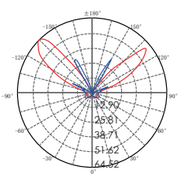

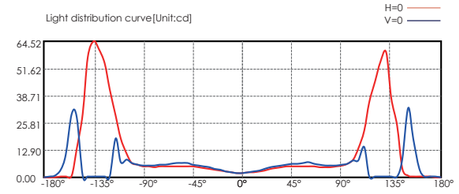

Lux distance cure

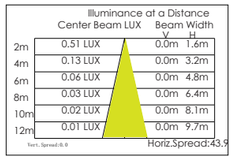

TRIAC PWM 1-10V DALI IP65 OUTDOOR RATED RoHS COMPLIANT CE

Bollard Light

LED COLOUR TEMPERATURE

3000K · 6000K

OPTICS

N/A

OUTER DIMENSIONS & ACCESSORIES

Unit:mm

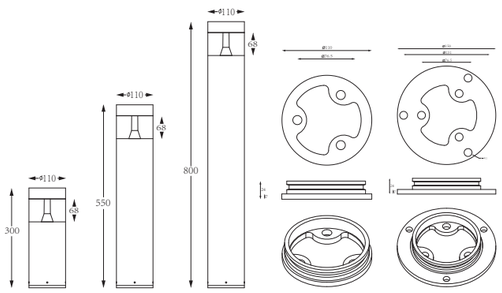

MATERIAL SPECIFICATIONS

HOUSING	T=60-80um Adhesion of ISO class 1/ASTM class 4B 12# Die-casting powder coated aluminum
LIGHT WINDOW	PMMA
LED	SMD3030 type LED
LED DRIVER	Constant Voltage Input,Constant Current Output
OPERATING TEMPERATURE	-20˚C~40˚C
POWER CABLE	H05RN-F 3×1.0mm²L=0.3m(high voltage/short) H05RN-F 3×1.0mm²L=0.5m(high voltage/medium) H05RN-F 3×1.0mm²L=1.0m(high voltage/high)
BASE	Standard Base Flange base
DIMMABLE SUPPORT	Triac PWM 1-10V Dali

TECHNICAL DATA

ITEM	LIGHT SOURCE	INPUT VOLTAGE(V)	OPERATING CURRENT(MA)	CONSUMPTION(W)	LUMINANCE(LM)
D9AEL2434 **D9AEM2434** **D9AEH2434**	24X 0.2W	120/240	120V = 36 240V = 66	120V = 4.4 240V = 4.6	Warm White = 98

PHOTOMETRIC CURVES

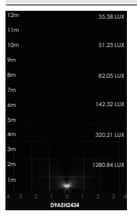

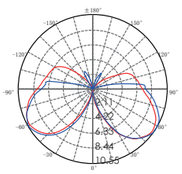

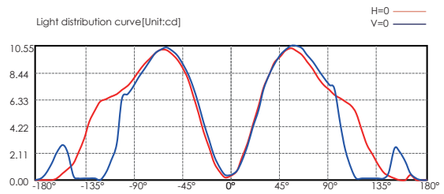

Lux distance cure

	Center Beam LUX	Illuminance at a Distance Beam Width V	H
2m	0.08 LUX	0.0m	1.1m
4m	0.02 LUX	0.0m	2.2m
6m	0.01 LUX	0.0m	3.3m
8m	0.00 LUX	0.0m	4.4m
10m	0.00 LUX	0.0m	5.5m
12m	0.00 LUX	0.0m	6.6m

Vert.Spread:0.0 Horiz.Spread:30.9

TRIAC PWM 1-10V DALI IP65 OUTDOOR RATED RoHS COMPLIANT CE

HOUSING COLOR OPTION

Basic

Sanded Black
RAL9005

Secondary

Light Sanded Grey
RAL7038

Dark Grey
RAL7037

OPTIONAL BASE

1. Standard/Built-in Base
SB00130

2. Flange Base
FB00130



•Flange base is an optional part which you need to remove the standard base before the assembling.

LED and Driver Module

Bollard Light

OUTER DIMENSIONS & ACCESSORIES

Unit:mm

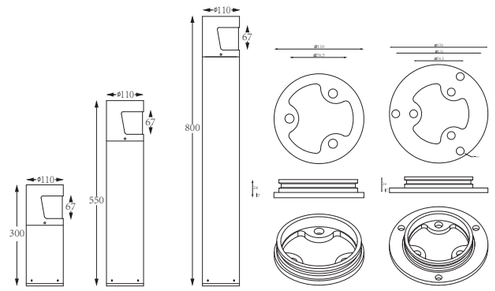

D9AKL4234 D9AKM4234 D9AKH4234 Standard Base Flange Base

MATERIAL SPECIFICATIONS

HOUSING	T=60-80um Adhesion of ISO class 1/ASTM class 4B 12# Die-casting powder coated aluminum.
LIGHT WINDOW	PMMA
LED	SMD3030 type LED
LED DRIVER	Constant Voltage Input,Constant Current Output
OPERATING TEMPERATURE	-20˚C~40˚C
POWER CABLE	H05RN-F 3×1.0mm²L=0.3m(high voltage/short) H05RN-F 3×1.0mm²L=0.5m(high voltage/medium) H05RN-F 3×1.0mm²L=1.0m(high voltage/high)
BASE	Standard Base Flange base
DIMMABLE SUPPORT	Triac PWM 1-10V Dali

LED COLOUR TEMPERATURE

3000K · 6000K

OPTICS

N/A

HOUSING COLOR OPTION

Basic

Sanded Black
RAL9005

Secondary

Light Sanded Grey
RAL7038

Dark Grey
RAL7037

OPTIONAL BASE

1. Standard/Built-in Base
SB00130

2. Flange Base
FB00130



•Flange base is an optional part which you need to remove the standard base before the assembling.

LED and Driver Module

TECHNICAL DATA

ITEM	LIGHT SOURCE	INPUT VOLTAGE(V)	OPERATING CURRENT(MA)	CONSUMPTION(W)	LUMINANCE(LM)
D9AKL4234 **D9AKM4234** **D9AKH4234**	42X 0.2W	120/240	120V = 73 240V = 41	120V = 8.6 240V = 9	Cool White = 450 Warm White = 397

PHOTOMETRIC CURVES



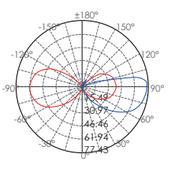

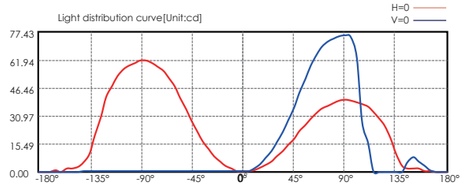

Lux distance cure

Illuminance at a Distance

	Center Beam LUX	Beam Width V	Beam Width H
2m	0.10 LUX	0.0m	2.2m
4m	0.03 LUX	0.0m	4.5m
6m	0.01 LUX	0.0m	6.7m
8m	0.01 LUX	0.0m	8.9m
10m	0.00 LUX	0.0m	11.1m
12m	0.00 LUX	0.0m	13.4m

Vert.Spread:0.0 Horiz.Spread:58.2

TRIAC PWM 1-10V DALI IP65 OUTDOOR RATED RoHS COMPLIANT CE

Bollard Light

OUTER DIMENSIONS & ACCESSORIES

Unit:mm

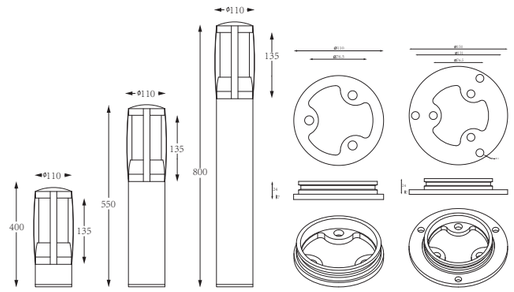

D9ARL8434 D9ARM8434 D9ARH8434 Standard Base Flange Base

MATERIAL SPECIFICATIONS

HOUSING	T=60-80um Adhesion of ISO class 1/ASTM class 4B 12# Die-casting powder coated aluminum.
LIGHT WINDOW	PMMA
LED	SMD3030 type LED
LED DRIVER	Constant Voltage Input,Constant Current Output
OPERATING TEMPERATURE	-20˚C~40˚C
POWER CABLE	H05RN-F 3×1.0mm²L=0.3m(high voltage/short) H05RN-F 3×1.0mm²L=0.5m(high voltage/medium) H05RN-F 3×1.0mm²L=1.0m(high voltage/high)
BASE	Standard Base Flange base
DIMMABLE SUPPORT	Triac PWM 1-10V Dali

LED COLOUR TEMPERATURE

3000K · 6000K

OPTICS

N/A

HOUSING COLOR OPTION

Basic

Sanded Black
RAL9005

Secondary

Light Sanded Grey
RAL7038

Dark Grey
RAL7037

OPTIONAL BASE

1. Standard/Built-in Base
SB00130

2. Flange Base
FB00130



•Flange base is an optional part which you need to remove the standard base before the assembling.

LED and Driver Module

TECHNICAL DATA

ITEM	LIGHT SOURCE	INPUT VOLTAGE(V)	OPERATING CURRENT(MA)	CONSUMPTION(W)	LUMINANCE(LM)
D9ARL8434 **D9ARM8434** **D9ARH8434**	84X 0.1W	120/240	120V = 79 240V = 43	120V = 9.4 240V = 9.6	Warm White = 697

PHOTOMETRIC CURVES

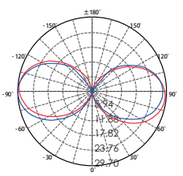

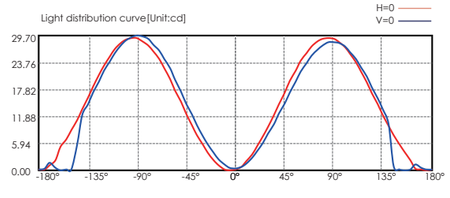

Lux distance cure

Illuminance at a Distance

	Center Beam LUX	Beam Width V	Beam Width H
2m	0.03 LUX	0.0m	1.7m
4m	0.01 LUX	0.0m	3.3m
6m	0.00 LUX	0.0m	5.0m
8m	0.00 LUX	0.0m	6.6m
10m	0.00 LUX	0.0m	8.3m
12m	0.00 LUX	0.0m	9.9m

Vert.Spread:0.0 Horiz.Spread:45.0

TRIAC PWM 1-10V DALI IP65 OUTDOOR RATED RoHS COMPLIANT CE

High Luminance Output Recessed strip inground light

LED COLOUR TEMPERATURE

2000K · 3000K · 6000K

OUTER DIMENSIONS & ACCESSORIES

Unit:mm

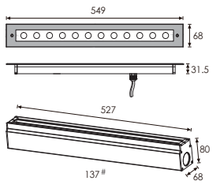

Mounting Sleeve137# S2RLB1257

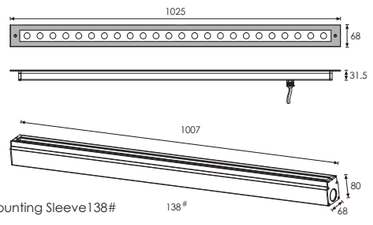

Mounting Sleeve138# S2RLB2457

OPTICS

B45

S2RLB1257

10°x35°

L0110D021LK
35

S2RLB2457

10°x35°

L0110D021LK
35

10°x60°

L0110D021LK
60

MATERIAL SPECIFICATIONS

HOUSING	Extruded aluminum, powder coated
FRONT COVER	Hard chromeplated stainess steel SUS 316L
LIGHT WINDOW	Tempered glass.T=6mm
LENS	Optical lens.efficiency≥85%
CABLE GLAND	IP68 PG-9 PA66
GASKET	Glass and housing are silicone sealed
LED	OSRAM
OPERATING TEMPERATURE	-20˚C~40˚C
POWER CABLE	H05RN-F 2X1.0mm2 L=0.5m(low voltage) H05RN-F 3X1.0mm2 L=0.5m(High voltage)
MOUNTING SLEEVE	Powder Coated Aluminum 137# 138#
DIMMABLE SUPPORT	Triac PWM 1-10V Dali

TECHNICAL DATA

ITEM	LIGHT SOURCE	LENS	LENGTH(MM)	LENS DEGREE(°)Θ1/2	INPUT VOLTAGE(V)	OPERATING CURRENT(MA)	CONSUMPTION(W)	LUMINANCE(LM)	IK
S2RLB1257	12×1.5W	B45	549	10°x35°	24V DC 120/240	24V = 910 120V = 143 240V = 79	24V = 22 120V = 17 240V = 17.5	Cool White = 1759 Warm White = 1431	07
S2RLB2457	24×1.5W	B45	1025	10°x35°	24V DC 120/240	24V = 1826 120V = 312 240V = 156	24V = 44 120V = 36 240V = 36.4	Cool White = 3662 Warm White = 3013	07

PHOTOMETRIC CURVES



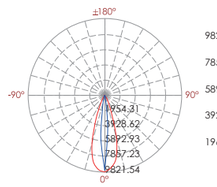

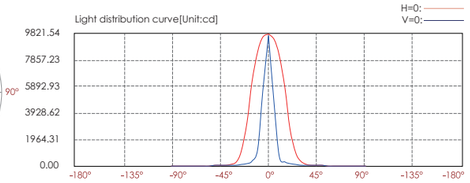

Lux distance cure

Illuminance at a distance

Center beam LUX		Beam width V	Beam width H
2m	2447.70 LUX	1.2m	0.4m
4m	611.93 LUX	2.4m	0.7m
6m	271.97 LUX	3.7m	1.1m
8m	152.98 LUX	4.9m	1.5m
10m	97.91 LUX	6.1m	1.8m
12m	67.99 LUX	7.3m	2.2m

Ver.Spread:33.9 Horiz.Spread:10.4



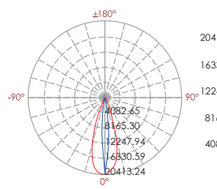

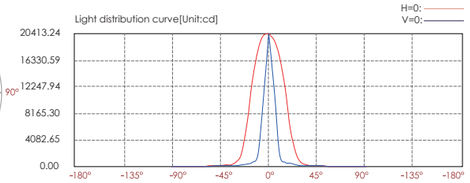

Lux distance cure

Illuminance at a distance

Center beam LUX		Beam width V	Beam width H
2m	5088.46 LUX	1.2m	0.4m
4m	1272.12 LUX	2.4m	0.7m
6m	565.38 LUX	3.7m	1.1m
8m	318.03 LUX	4.9m	1.5m
10m	203.54 LUX	6.1m	1.8m
12m	141.35 LUX	7.3m	2.2m

Ver.Spread:33.7 Horiz.Spread:10.3

TRIAC PWM 1-10V DALI IP67 OUTDOOR RATED RoHS COMPLIANT CE

Recessed Linear Beam Inground Wall Washer Lamp

LED COLOUR TEMPERATURE

2000K · 3000K · 6000K

OPTICS

B27

8x30°

L0 15°/32° D021YM

OUTER DIMENSIONS & ACCESSORIES

Unit:mm

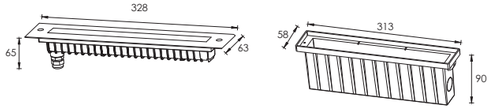

Mounting sleeve 077#

MATERIAL SPECIFICATIONS

HOUSING	12# Die-casting dark grey powder coated aluminum.T=60-80μm
FRONT COVER	Hard chromeplated stainless steel SUS 316L#
LIGHT WINDOW	Step tempered glass.T=8mm
CABLE GLAND	IP68 PG-9 PA66
GLASS PRESSURE CAPACITY	Full area=3251kgs
GASKET	Molding shaped silicone seal
PCB	Excellent heat conduvtivity aluminum, coefficient of heat Conductivity≥2.0w/mk
LED DRIVER	Constant Voltage Input,Constant Current Output
OPERATING TEMPERATURE	-20˚C~40˚C
POWER CABLE	H05RN-F 2X1.0mm2 L=0.5m(low voltage) H05RN-F 3X1.0mm2 L=0.5m(high voltage)
MOUNTING SLEEVE	ABS 077#
DIMMABLE SUPPORT	Triac PWM 1-10V Dali

MOUNTING SLEEVE CHARACTERISTIC

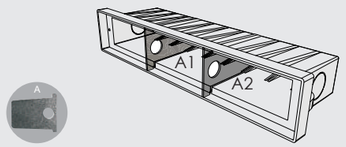

Low voltage type

Outside gear box for high voltage

•The above picture – the supporting plate "A1" and "A2" are used for preventing deformation of the sleeve during the construction installation process.
•Please remove the supporting plate "A1" and "A2" from the mounting sleeve before the lamp installation.

TECHNICAL DATA

ITEM	LIGHT SOURCE	LENS	LENS DEGREE(°)Θ1/2	WEIGHT (KG)	INPUT VOLTAGE(V)	OPERATING CURRENT(MA)	CONSUMPTION(W)	LUMINANCE(LM)	IK
S2FL0657	6x2W	B27	8x30°	1.6	24V DC 120/240	24V = 520 120V = 100 240V = 57	24V = 12.5 120V = 11.8 240V = 12.1	Cool White = 954 Warm White = 791	08

PHOTOMETRIC CURVES



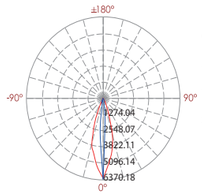

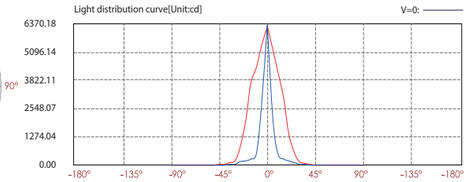

Lux distance cure

Illuminance at a distance

Center beam LUX		Beam width V	Beam width H
2m	1570.53 LUX	1.1m	0.3m
4m	392.63 LUX	2.2m	0.6m
6m	174.50 LUX	3.3m	0.9m
8m	98.16 LUX	4.4m	1.2m
10m	62.82 LUX	5.5m	1.4m
12m	43.63 LUX	6.6m	1.7m

Ver.Spread:30.9 Horiz.Spread:8.0

TRIAC PWM 1-10V DALI IP67 OUTDOOR RATED RoHS COMPLIANT CE >3251kgs

Recessed Linear Beam Inground Wall Washer Lamp

LED COLOUR TEMPERATURE

2000K · 3000K · 6000K

OPTICS

B27

8x30°

L0 15°/32° D021YM

OUTER DIMENSIONS & ACCESSORIES

Unit:mm

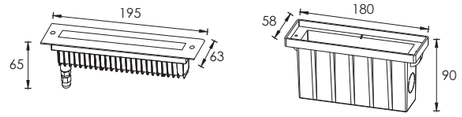

Mounting sleeve 076#

MATERIAL SPECIFICATIONS

HOUSING	12# Die-casting dark grey powder coated aluminum.T=60-80μm
FRONT COVER	Hard chromeplated stainless steel SUS 316L#
LIGHT WINDOW	Step tempered glass.T=8mm
CABLE GLAND	IP68 PG-9 PA66
GLASS PRESSURE CAPACITY	Full area=3251kgs
GASKET	Molding shaped silicone seal
PCB	Excellent heat conduvtivity aluminum, coefficient of heat Conductivity≥2.0w/mk
LED DRIVER	Constant Voltage Input,Constant Current Output
OPERATING TEMPERATURE	-20˚C~40˚C
POWER CABLE	H05RN-F 2X1.0mm2 L=0.5m(low voltage) H05RN-F 3X1.0mm2 L=0.5m(high voltage)
MOUNTING SLEEVE	ABS 076#
DIMMABLE SUPPORT	Triac PWM 1-10V Dali

MOUNTING SLEEVE CHARACTERISTIC

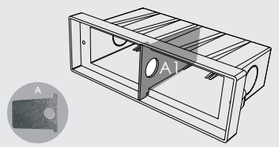

Low voltage type

Outside gear box for high voltage

•The right picture – the supporting plate "A" is used for preventing deformation of the sleeve during the construction installation process.
•Please remove the supporting plate "A" from the mounting sleeve before the lamp installation.

TECHNICAL DATA

ITEM	LIGHT SOURCE	LENS	LENS DEGREE(°)Θ1/2	WEIGHT (KG)	INPUT VOLTAGE(V)	OPERATING CURRENT(MA)	CONSUMPTION(W)	LUMINANCE(LM)	IK
S2FL0357	3x2W	B27	8x30°	0.9	24V DC 120/240	24V = 37 120V = 89 240V = 46	24V = 5.7 120V = 6.2 240V = 5.7	Cool White = 457 Warm White = 360	08

PHOTOMETRIC CURVES

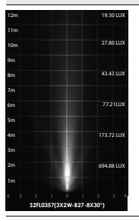

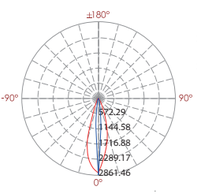

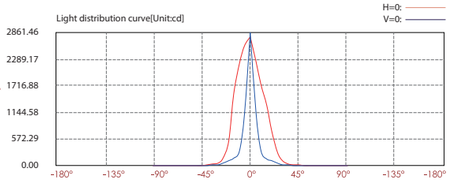

Lux distance cure

Illuminance at a distance

Center beam LUX		Beam width V	Beam width H
2m	694.88 LUX	1.0m	0.3m
4m	173.72 LUX	2.1m	0.6m
6m	77.21 LUX	3.1m	0.9m
8m	43.43 LUX	4.1m	1.2m
10m	27.80 LUX	5.2m	1.4m
12m	19.30 LUX	6.2m	1.7m

Ver.Spread:29.0 Horiz.Spread:8.2

TRIAC PWM 1-10V DALI IP67 OUTDOOR RATED RoHS COMPLIANT CE >3251kgs

Linear Beam Wall Washer

LED COLOUR TEMPERATURE

2000K · 3000K · 6000K

OPTICS

OUTER DIMENSIONS & ACCESSORIES

Unit:mm

Low voltage input (24VDC)

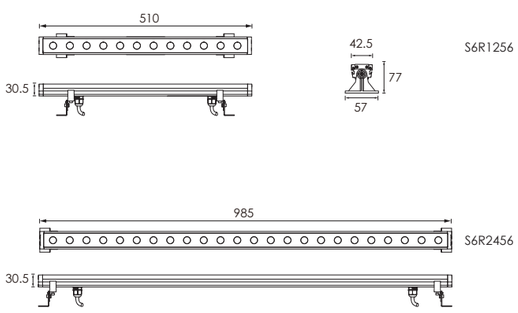

MATERIAL SPECIFICATIONS

HOUSING	I Extruded aluminum,poder coated
LENS	I Optical lens, efficiency≥85%
LIGHT WINDOW	I Step tempered glass.T=4mm
CABLE GLAND	I IP68 PG-9 PA66
GASKET	I Glass and housing are silicone sealed
LED	I OSRAM or NICHIA
OPERATING TEMPERATURE	I -20˚C~40˚C
BRACKET	I Hard chromeplated stainless steel SUS 316L# T=1.5mm
POWER CABLE	I 2XH05RN-F 2X1.0mm2 L=0.5m(Low Voltage) I 2XH05RN-F 3X1.0mm2 L=0.5m(High Voltage)
DIMMABLE SUPPORT	I Triac PWM 1-10V Dali

Low voltage input (24VDC) power cord model

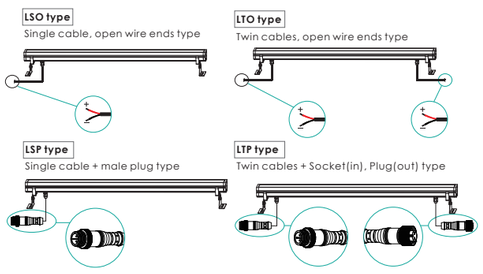

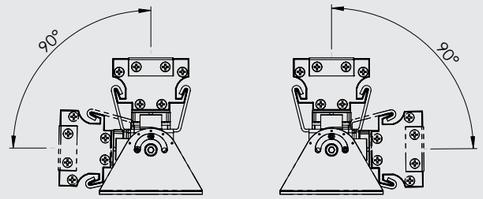

•Adjustable beam direction



•Air Valve

TECHNICAL DATA

ITEM	LIGHT SOURCE	LENS	LENS DEGREE(°)Θ1/2	LENGTH(MM)	INPUT VOLTAGE(V)	OPERATING CURRENT(MA)	CONSUMPTION(W)	LUMINANCE(LM)	IK
S6R1256	12X1W	B27	15°/32°	305	24V DC 120/240	24V = 610 120V = 130 240V = 65	24V = 14.5 120V = 15 240V = 15	Cool White = 1331 Warm White = 1092	02
S6R2456	24X1W	B27	15°/32°	605	24V DC 120/240	24V = 1750 120V = 396 240V = 219	24V = 29 120V = 35 240V = 35	Cool White = 2590 Warm White = 2126	02

PHOTOMETRIC CURVES

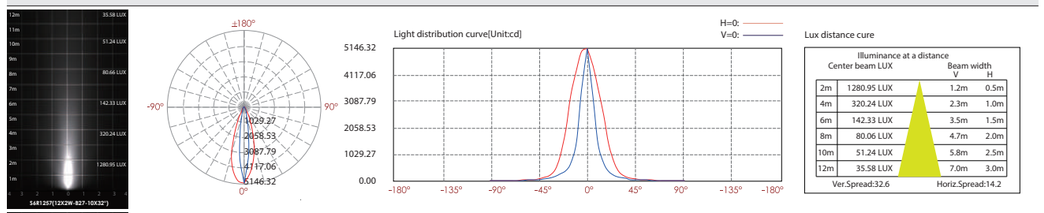

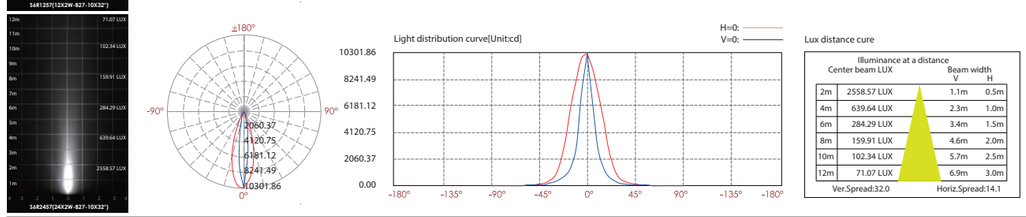

TRIAC PWM 1-10V DALI IP66 OUTDOOR RATED RoHS COMPLIANT CE

Optional AccessoriesSt- Anti Glare

Bevel cut anti-glare reflector 6001

Basic Unit : 240 x 48 mm



S6R1256

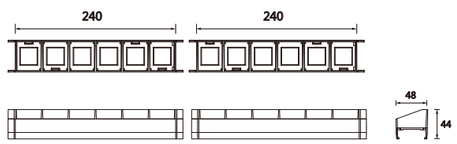

S6R2456

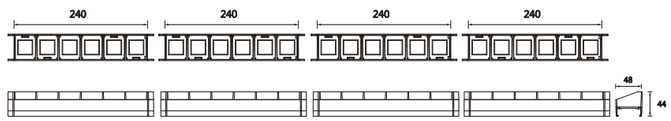

TRIAC PWM 1-10V DALI IP66 OUTDOOR RATED RoHS COMPLIANT CE



Linear Lighting Beam Wall Washer

LED COLOUR TEMPERATURE

2000K · 3000K · 6000K

OPTICS

B13

10x35°

L01 10° 35° D023LK

10x35°

L01 10° 35° D023LK

MATERIAL SPECIFICATIONS

HOUSING	I Extruded aluminum,poder coated
LENS	I Optical lens, efficiency≥85%
LIGHT WINDOW	I Tempered glass.T=3mm
CABLE GLAND	I IP68 PG-9 PA66
GASKET	I Glass and housing are silicone sealed
LED	I OSRAM or NICHIA
OPERATING TEMPERATURE	I -20˚C~40˚C
BRACKET	I 12# Die-casting powder coated aluminum
POWER CABLE	I 2XH05RN-F 2X1.0mm2 L=0.5m(Low Voltage) 2XH05RN-F 3X1.0mm2 L=0.5m(High Voltage)
DIMMABLE SUPPORT	I Triac PWM 1-10V Dali

OUTER DIMENSIONS & ACCESSORIES

Unit:mm

Low voltage input (24VDC)

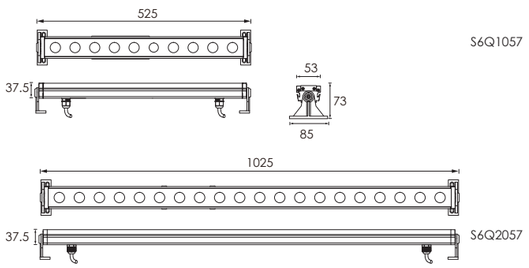

Low voltage input (24VDC) power cord model

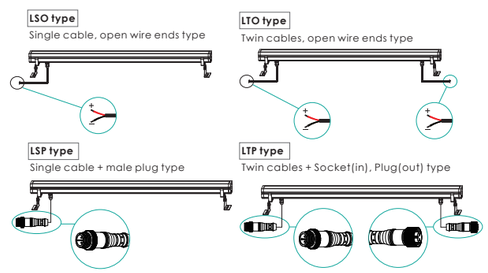



•Air Valve





•Adjustable beam direction

TECHNICAL DATA

ITEM	LIGHT SOURCE	LENS	LENS DEGREE(°)Θ1/2	LENGTH(MM)	INPUT VOLTAGE(V)	OPERATING CURRENT(MA)	CONSUMPTION(W)	LUMINANCE(LM)	IK
S6Q1057	10x2W	B13	10°X35°	525	24V DC 120/240	24V = 1041 120V = 174 240V = 92	24V = 25 120V = 20.8 240V = 20.8	Cool White = 1840 Warm White = 1510	05
S6Q2057	20x2W	B13	10°X35°	1025	24V DC 120/240	24V = 2056 120V = 374 240V = 202	24V = 50 120V = 41 240V = 42	Cool White = 3580 Warm White = 2945	05

PHOTOMETRIC CURVES



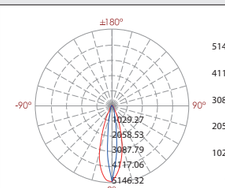

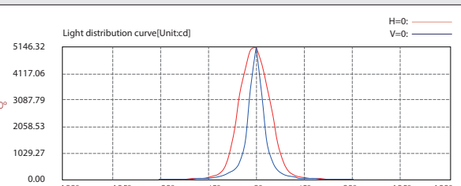

Lux distance cure

Illuminance at a distance

	Center beam LUX	Beam width V	Beam width H
2m	1280.95 LUX	1.2m	0.5m
4m	320.24 LUX	2.3m	1.0m
6m	142.33 LUX	3.5m	1.5m
8m	80.06 LUX	4.7m	2.0m
10m	51.24 LUX	5.8m	2.5m
12m	35.58 LUX	7.0m	3.0m

Ver.Spread:32.6 Horiz.Spread:14.2



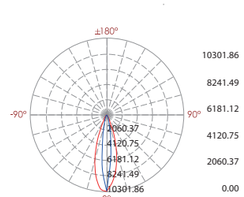

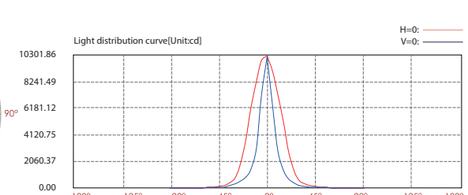

Lux distance cure

Illuminance at a distance

	Center beam LUX	Beam width V	Beam width H
2m	2558.57 LUX	1.1m	0.5m
4m	639.64 LUX	2.3m	1.0m
6m	284.29 LUX	3.4m	1.5m
8m	159.91 LUX	4.6m	2.0m
10m	102.34 LUX	5.7m	2.5m
12m	71.07 LUX	6.9m	3.0m

Ver.Spread:32.0 Horiz.Spread:14.1

TRIAC PWM 1-10V DALI IP66 OUTDOOR RATED RoHS COMPLIANT CE

1.Individual lens for series B Item

L0130D022MS 30°

L0130D027MS 30°

L0125D023KP 25°

L0135D020ME 35°

L0115C023YH 15°

L0130F023YH 30°

Remark:
Above lens are suitable for TO type LED only.

L0106D023LK 6°
L0113D023LK 13°

L0120D023LK 20°
L0130D023LK 30°

L0115D016LK 15°
L0120D016LK 20°
L0130D016LK 30°

L0115D020ME 15°
L0130D020ME 30°
L0150D020ME 50°

L0130D024KP 30°

L0108C021YT 8°

L0113D021YT 13°
L0125D021YT 25°
L0130D021YT 30°
L0110/30D021YM 10°*30°
L0110/45D021YM 10°*45°
L0110/75D021YM 10°*75°

L0120F024PS 20°
L0125F024PS 25°
L0130F024PS 30°
L0135F024PS 35°
L0145F024PS 45°

L0115D023YH 15°
L0120D023YH 20°
L0130D023YH 30°
L0145D023YH 45°

L0109F023YH 9°

L0106C023PS 6°
L0110C023PS 10°

L0130D014YH 30°
L0140D014YH 40°

Remark:
Above lens are suitable for SMD 3535 and SMD 3030 type LED only.

L0125D020ME 25°

Remark:
Above lens are suitable for SMD 5050 type LED only.

L0130F050KP 30°
L0145F050KP 45°

Remark :
Above lens are suitable for COB type LED only.

L0115F038KT 15°
L0122F038KT 22°

Remark:
Above lens is for suitable for RGBW Module type LED only.



L0115D038LK 15° L0130D038LK 30° L0115 D038LK 15°X30°
30

2.Asymmetrical lens for series C Item

L01 $\frac{45}{35}$ F024PS



L01 $\frac{45}{35}$ F023YH

L01 $\frac{45}{35}$ F019HZ

L01 $\frac{45}{35}$ F026KP

L01 $\frac{45}{35}$ F026KP

Remark:
(1)C8,C9,C11 lens are suitable for SMD 3535 type LED only.
(1)The three lens are not exchangable for the same fitting.

L01 $\frac{50}{35}$ F026ST

L01 $\frac{50}{35}$ F020KP

L01 $\frac{50}{35}$ F023KP

Remark:
(1)C1,C3,C10 lens are suitable for TO type LED only.
(1)The three lens are not exchangable for the same fitting.

R1
R0124C111RD 24°
R0140C111RD 40°

R2
R0112C085RD 12°
R0124C085RD 24°

R3
R0125C061HM 25°

R4
R0125C045YG 25°

R5
R0118C044XL 18°
R0125C044XL 25°
R0140C044XL 40°

R7
R0118C035XL 18°
R0124C035XL 24°
R0132C035XL 32°

R8
R0115C050XL 15°
R0124C050XL 24°
R0138C050XL 38°
R0160C050XL 60°

R9
R0115C069XL 15°
R0124C069XL 24°
R0138C069XL 38°

R10
R0115C075XL 15°
R0124C075XL 24°
R0138C075XL 38°

R11
R0112C095XL 12°
R0124C095XL 24°

R14
R0115C044SH 15°
R0125C044SH 25°
R0145C044SH 45°
R0160C044SH 60°

R16
R0112C110XL 12°
R0112C110XL 25°
R0112C110XL 38°

R17
R0112C069XL 12°
R0118C069XL 18°
R0132C069XL 32°

R18
R0112C075XL 12°
R0122C075XL 22°
R0135C075XL 35°
R0155C075XL 55°

R19
R0110C095XL 10°
R0122C095XL 22°
R0138C095XL 38°

R20
R0115C075XL 15°
R0130C075XL 30°
R0140C075XL 40°

www.redi.com.tr